

# NEMO



**PRICELIST**  
SEPTEMBER 2023

# NEMO

# INDEX

*04*

**FLOOR**

*13*

**PENDANT**

*34*

**TABLE**

*42*

**WALL**

*58*

**WALL / CEILING**

*63*

**CEILING**

*65*

**SYSTEMS**

*74*

**ACCESSORIES**

*78*

**PRESENTATION TOOLS**

*80*

**APPENDIX**

*92*

**CODES LIST**

**FLOOR**



### AM2C

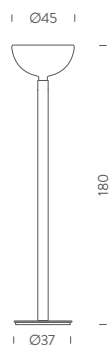
F.Albini, F.Helg, A.Piva, M.Albini

version	max power	source	voltage	lum. flux	CCT	switching	finish	code	Euro
	250W	E27	230V			dimmable on cable according to bulb	chrome/white glass	ALB EHW 22	1500,00

note IP20, cable length 3,2m, also available with UL certification

Prices without bulb

ERC



### AM2Z

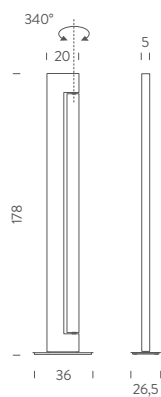
F.Albini, F.Helg, A.Piva, M.Albini

version	max power	source	voltage	lum. flux	CCT	switching	finish	code	Euro
	250W	E27	230V			dimmable on cable according to bulb	chrome/chrome	ALB EHH 22	1995,00

note IP20, cable length 3,2m, also available with UL certification

Prices without bulb

ERC



### ARA LED

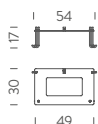
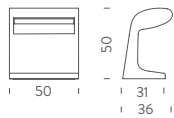
Ilaria Marelli

version	max power	source	voltage	lum. flux	CCT	switching	finish	code	Euro
	23+45W	LED board + linear LED	230V	2390+3426lm	2200-3000K	double switch dim to warm on board	white/white	ARA LWW 24	1450,00
							anthracite/anthracite	ARA LXX 24	1450,00
							champagne/polished	ARA LDL 24	1480,00
							anthracite/polished	ARA LXL 24	1480,00
							moka/polished	ARA LML 24	1480,00

note CRI 85, IP20, cable length 2,7m, orientable diffuser, white RAL 9003, anthracite RAL 7016, champagne RAL 9007, color temperature from 2200K (at min.) to 3000K (at max.), also available in 120V

ERC

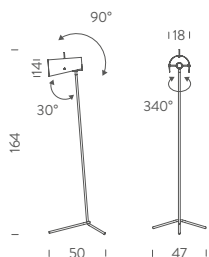
## BORNE BÉTON GRANDE Le Corbusier



version	max power	source	voltage	lum. flux	CCT	switching	finish	code	Euro
IP44	38,5W	LED board	110-240V	1920lm	3000K	ON/OFF	concrete	<b>BBG LDW 23</b>	1350,00
<i>accessories</i>	vandal proof fixing plate							<b>BBG FIX 21</b>	165,00

*note* CRI 80, IP44, cable length 3m, body and cable IP65 rated, more specifications on appendix section

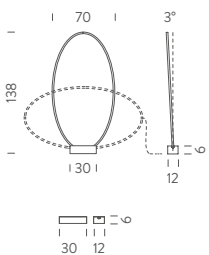
**IP44**



## CLARITAS Vico Magistretti, Mario Tedeschi

version	max power	source	voltage	lum. flux	CCT	switching	finish	code	Euro
	150W	E27	230V			dimmable on cable according to bulb	black	<b>CLA ENN 21</b>	745,00
<i>note</i>	IP20, cable length 3,3m, black RAL 9005, orientable, also available with UL certification							<i>Prices without bulb</i>	

**EAC**

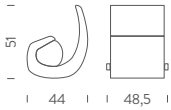


## ELLISSE Federico Palazzari

version	power	source	voltage	lum. flux	CCT	switching	finish	code	Euro	
	66W	linear LED	110-240V	3450lm	2700K	dimmmable on cable	black	<b>ELP LNN 21</b>	1060,00	
							gold polished anodized	<b>ELP LGN 21</b>	1555,00	
<i>accessories</i>	base							black "marquina" marble	<b>ELP BNN 21</b>	400,00

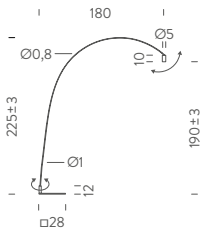
*note* CRI 85, IP20, cable length 5m, black RAL 9005

**EAC**



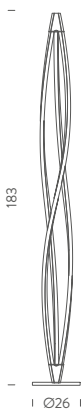
**ESCARGOT** Le Corbusier

version	max power	source	voltage	lum. flux	CCT	switching	finish	code	Euro
	160W	E27	230V			dimnable on cable according to bulb	brass	<b>ESC EGG 11</b>	11980,00
<i>note</i> IP20, black textile cable length 3,5m, LED 4-25W, HALO 25-160W									<i>Prices without bulb</i>



**FOX** Bernhard Osann

version	max power	source	voltage	lum. flux	CCT	switching	finish	code	Euro
	15W	LED board	110-240V	839lm	2700K	dimnable on cable	black	<b>FOX LN2 21</b>	815,00
<i>note</i> CRI 90, IP20, cable length 3,5m, honeycomb accessory included, 90° orientable spot, 40° orientable body, 60° optic, black RAL 9005, also available with ETL certification									



**IN THE WIND** Arihiro Miyake

version	max power	source	voltage	lum. flux	CCT	switching	finish	code	Euro
	58W	linear LED	110-240V	2570lm	2700K	dimnable on cable	white	<b>ITW LWW 22</b>	1850,00
black							<b>ITW LNW 22</b>	1850,00	
titan grey							<b>ITW LDW 22</b>	1965,00	
gold							<b>ITW LGW 22</b>	2075,00	
				2850lm	3000K	dimnable on cable	white	<b>ITW LWW 21</b>	1850,00
black							<b>ITW LNW 21</b>	1850,00	
titan grey							<b>ITW LDW 21</b>	1965,00	
gold							<b>ITW LGW 21</b>	2075,00	

*note* CRI 85, IP20, cable length 2m, black RAL 9005, white RAL 9003



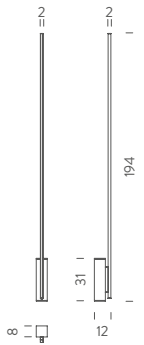


### LAMPE DE BUREAU READING Charlotte Perriand

version	max power	source	voltage	lum. flux	CCT	switching	finish	code	Euro
	20W	E14	230V			switch on board	green	LDB EDV 21	395,00
							yellow	LDB EDG 21	395,00
							red	LDB EDR 21	395,00
							blue mare	LDB EDB 21	395,00
							blue grey	LDB EDC 21	395,00
							white	LDB EDW 21	395,00

note IP20, cable length 2,7m, base dark grey RAL7016, body light grey RAL7046, internal glass color white

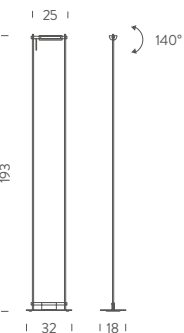
Prices without bulb



### LINESCAPES Nemo

version	max power	source	voltage	lum. flux	CCT	switching	finish	code	Euro
2700K	42W	linear LED	110-240V	2050lm	2700K	dimmmable on cable	white/grey	LIN LW2 22	700,00
							black/grey	LIN LN2 22	700,00
							gold/grey	LIN LG2 22	700,00
3000K	42W	linear LED	110-240V	2050lm	3000K	dimmmable on cable	white/grey	LIN LWD 22	700,00
							black/grey	LIN LND 22	700,00
							gold/grey	LIN LGD 22	700,00

note CRI 85, IP20, cable length 2,5m, black RAL 9005, white RAL 9003



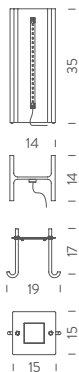
### LOGO Mario Barbaglia, Marco Colombo

version	max power	source	voltage	lum. flux	CCT	switching	finish	code	Euro
	16W	LED board	230V	1380lm	2700K	dimmmable on cable	black	LOG LNN 21	645,00

note CRI 85, IP20, cable length 3m, 140° orientable, black RAL 9005



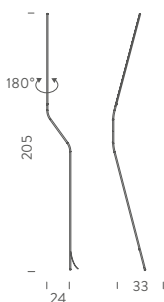




### MAIS PLUS QUE CELA JE NE PEUX PAS Rudy Ricciotti

version	max power	source	voltage	lum. flux	CCT	switching	finish	code	Euro
IP44	10W	linear LED	230V	550lm	2700K	dimnable TRIAC	raw metal	RIC LME 21	420,00
indoor	10W	linear LED	230V	550lm	2700K	dimnable on cable	raw metal	RIC LMM 21	470,00
<i>accessories</i> vandal proof fixing plate for outdoor version							grey	RIC FIX 21	85,00
<i>note</i> CRI 85, indoor: cable length 2,7m / outdoor: cable length 3m, body and cable IP65 rated, also available in 120V, marine version available on request (+120€); more specifications on appendix section									

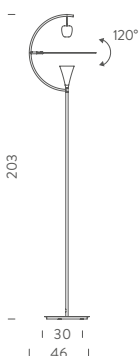
IP44 EAC



### NEO Bernhard Osann

version	max power	source	voltage	lum. flux	CCT	switching	finish	code	Euro
	11W	linear LED	110-240V	600lm	2700K	dimnable on cable	black	NEO LNN 21	480,00
							gold	NEO LGN 21	480,00
<i>note</i> CRI 95, IP20, cable length 3,5m, 180° orientable, wall fixing accessory included, black RAL 9005									

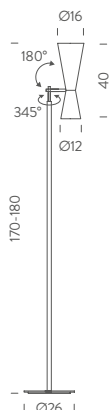
EAC



### NEWTON Andrea Branzi

version	max power	source	voltage	lum. flux	CCT	switching	finish	code	Euro
	16W	LED board	110-240V	1150lm	2700K	dimnable on cable	black glossy	NEW LNW 21	1750,00
							chrome	NEW LHW 21	1750,00
<i>note</i> CRI 95, IP20, cable length 3,5m, orientable diffuser									

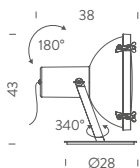
EAC



**PARLIAMENT** Le Corbusier

version	max power	source	voltage	lum. flux	CCT	switching	finish	code	Euro
	2x52W	E27	230V			double switch on cable	grey/whitewash	PAR EDW 22	880,00
							green/yellow	PAR EGV 22	880,00
							black/yellow	PAR ENG 22	880,00
							black/red	PAR ENR 22	880,00

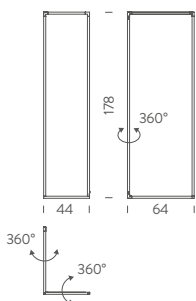
*note* IP20, cable length 2,7m, grey RAL 7046, whitewash RAL 9002, green RAL 6016, yellow RAL 1033, black RAL 9005, red RAL 3002, whitewash inside the diffusers, also available with UL certification *Prices without bulb*



**PROJECTEUR 365** Le Corbusier

version	max power	source	voltage	lum. flux	CCT	switching	finish	code	Euro
	150W	E27	230V			switch on cable	night blue	PRJ EDW 2A	860,00
							whitesand	PRJ EWS 2A	860,00
							moka	PRJ EMS 2A	860,00

*note* IP20, cable length 2,9m, orientable, also available with UL certification *Prices without bulb*

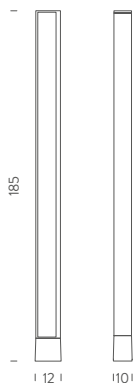


**SPIGOLO** Studiocharlie

version	max power	source	voltage	lum. flux	CCT	switching	finish	code	Euro
	6+10+33W	3x linear LED	110-240V	335+600+1765lm	2700K	mono switch dimmable on cable	white	SPI LW2 23	965,00
							black	SPI LN2 23	965,00
					3000K	mono switch dimmable on cable	white	SPI LWW 23	965,00
							black	SPI LNN 23	965,00

*note* CRI 85, IP20, cable length 4,5m, 360° orientable diffusers, white RAL 9003, black RAL 9005



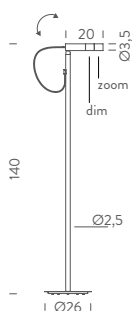


**TRU** Roberto Paoli

version	max power	source	voltage	lum. flux	CCT	switching	finish	code	Euro
	16+33W	linear LED + LED board	110-240V	2125lm (up) 1765lm (back)	2700K	dimmable on board double switch	white	TRU LWW 25	1555,00
							black	TRU LNN 25	1555,00
							titan grey	TRU LDD 25	1600,00
							gold	TRU LGG 25	1600,00
					3000K	dimmable on board double switch	white	TRU LWW 24	1555,00
							black	TRU LNN 24	1555,00
							titan grey	TRU LDD 24	1600,00
							gold	TRU LGG 24	1600,00

note CRI 85, IP20, cable length 3,3m, white RAL 9003, black RAL 9005

**ERC**



**TYPE** Guillaume Bloget

version	max power	source	voltage	lum. flux	CCT	switching	finish	code	Euro
	8W	LED board	110-240V	467lm*	2700K	dim and zoom on board	black	TYP LNN 21	745,00
					3000K	dim and zoom on board	black	TYP LNN 22	745,00

note CRI 90, IP20, cable length 2m, 360° magnetic rotation, \*nominal flux, 15-60° optic, black RAL 9005



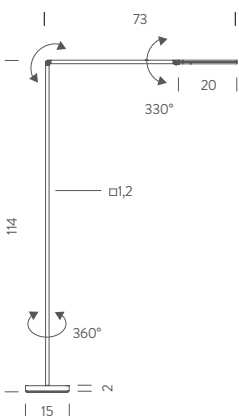
## UNTITLED READING Bernhard Osann

version	max power	source	voltage	lum. flux	CCT	switching	finish	code	Euro
linear	7W	linear LED	110-240V	485lm	2700K	dimmable on board	black	UNT LN2 2A	345,00
					3000K			UNT LNN 2A	345,00
spot	6,5W	LED spot	110-240V	395lm	2700K			UNT LN2 2B	385,00
					3000K			UNT LNN 2B	385,00
gold cone	6,5W	LED spot	110-240V	395lm	2700K			UNT LN2 2C	395,00
					3000K			UNT LNN 2C	395,00
black cone	6,5W	LED spot	110-240V	395lm	2700K			UNT LN2 2D	395,00
					3000K			UNT LNN 2D	395,00

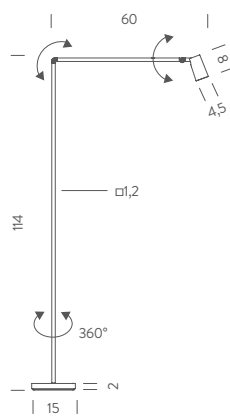
*note* CRI 90, IP20, cable length 2m, 40° optic LED spot, 155° joint rotation, black RAL 9005, also available with ETL certification



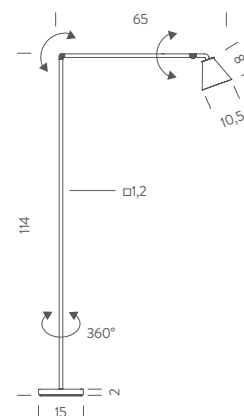
linear



spot



cone



**PENDANT**




**AM4C** F.Albini, F.Helg., A.Piva, M.Albini

version	max power	source	voltage	lum. flux	CCT	switching	finish	code	Euro
	250W	E27	230V			dimmable according to bulb	chrome/white glass	ALB EHW 53	755,00
							black/white glass	ALB ENW 53	755,00

*note* IP20, cable length 2,5m, black RAL 9005, also available with UL certification *Prices without bulb*

**ERC**

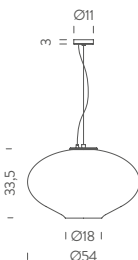


**AM4Z** F.Albini, F.Helg., A.Piva, M.Albini

version	max power	source	voltage	lum. flux	CCT	switching	finish	code	Euro
	250W	E27	230V			dimmable according to bulb	chrome	ALB EHH 53	1190,00

*note* IP20, cable length 2,5m, also available with UL certification *Prices without bulb*

**ERC**

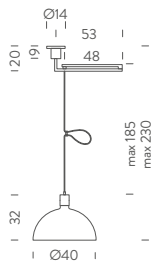


**ANITA** Mario Barbaglia

version	max power	source	voltage	lum. flux	CCT	switching	finish	code	Euro
	250W	E27	230V			dimmable according to bulb	chrome/white glass	ANI EHW 51	505,00

*note* IP20, metal cable length 3,5m, electrical cable length 3,5m *Prices without bulb*

**ERC**

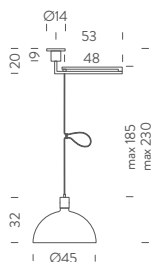


**AS41C** F.Albini, F.Helg, A.Piva, M.Albini

version	max power	source	voltage	lum. flux	CCT	switching	finish	code	Euro
	250W	E27	230V			dimnable according to bulb	black/white glass	ALB ENW 54	1205,00
							chrome/white glass	ALB EHW 54	1485,00

*note* IP20, max cable length 1,85m, orientable arm total length 1m, black RAL 9005, cable adjustable only by the loop (curved part), cable not to be cut, also available with UL certification *Prices without bulb*

**ERIC**

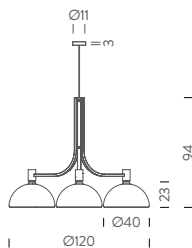


**AS41Z** F.Albini, F.Helg, A.Piva, M.Albini

version	max power	source	voltage	lum. flux	CCT	switching	finish	code	Euro
	250W	E27	230V			dimnable according to bulb	chrome	ALB EHH 54	1910,00

*note* IP20, max cable length 1,85m, orientable arm total length 1m, cable adjustable only by the loop (curved part), cable not to be cut, also available with UL certification *Prices without bulb*

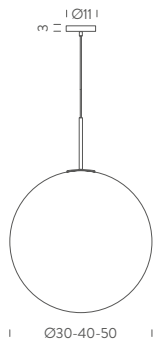
**ERIC**



**AS43C** F.Albini, F.Helg, A.Piva, M.Albini

version	max power	source	voltage	lum. flux	CCT	switching	finish	code	Euro
	3x70W	E27	230V			dimnable according to bulb	black/white glass	ALB ENW 55	2850,00
							chrome/white glass	ALB EHW 55	3650,00

*note* IP20, cable length 2,5m, black RAL 9005 *Prices without bulb*



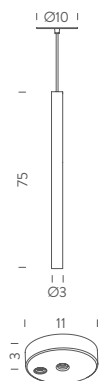
### ASTEROIDE Nemo

version	max power	source	voltage	lum. flux	CCT	switching	finish	code	Euro
Ø30	100W	E27	230V			dimmable according to bulb	white/white glass	AST EWC 52	210,00
							chrome/white glass	AST EHC 52	230,00
Ø40	150W	E27	230V			dimmable according to bulb	white/white glass	AST EWC 53	270,00
							chrome/white glass	AST EHC 53	285,00
Ø50	150W	E27	230V			dimmable according to bulb	white/white glass	AST EWC 54	420,00
							chrome/white glass	AST EHC 54	435,00
note	IP20, cable length 1,5m							Prices without bulb	



### CANNA NUDA Piero Castiglioni, Roberto Menghi

version	max power	source	voltage	lum. flux	CCT	switching	finish	code	Euro
L 50cm	75W	G9	110-240V			dimmable according to bulb	satın nickel	CAN HSW 51	245,00
L 75cm	75W	G9	110-240V			dimmable according to bulb	satın nickel	CAN HSW 52	255,00
note	IP20, cable length 3m, kit G9 LED NEMO available in the accessory section							Prices without bulb	

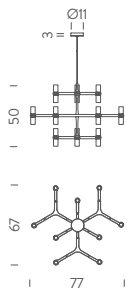


### CANNA NUDA METALLO Piero Castiglioni, Roberto Menghi

version	max power	source	voltage	lum. flux	CCT	switching	finish	code	Euro
	6,2W	LED board	110-240V	360lm	3000K		white	CAM LWW 52	300,00
							chrome	CAM LHH 52	365,00
accessory	canopy for ceiling mounting						white	COM KWW 41	35,00
							chrome	COM KHH 41	35,00
note	CRI 85, IP20, cable length 2,5m, semi recessed lamp, recessed hole: Ømin4/max6 x Hmin3cm, white RAL 9003 canopy accessory for standard mounting; more specifications on appendix section								



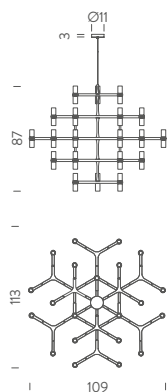




### CROWN MINOR Jehs+Laub

version	max power	source	voltage	lum. flux	CCT	switching	finish	code	Euro
	12x25W	G9	110-240V			dimmable according to bulb	white	CRO HWT 51	995,00
							black	CRO HNT 51	995,00
							gold painted	CRO HGW 51	1000,00
							polished aluminium	CRO HLT 51	1020,00
							gold plated	CRO HOW 51	2090,00
							black plated	CRO HPW 51	2400,00

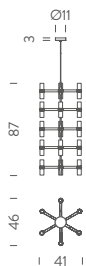
*note* IP20, cable length 2,5m, satin glass diffuser included, ribbed transparent diffuser available in the accessory section, kit G9 LED NEMO available in the accessory section, bulb H max: 6cm, white RAL 9003, black RAL 9005, also available with UL certification *Prices without bulb*



### CROWN MAJOR Jehs+Laub

version	max power	source	voltage	lum. flux	CCT	switching	finish	code	Euro
	30x25W	G9	110-240V			dimmable according to bulb	white	CRO HWT 52	2200,00
							black	CRO HNT 52	2200,00
							gold painted	CRO HGW 52	2230,00
							polished aluminium	CRO HLT 52	2250,00
							gold plated	CRO HOW 52	4900,00
							black plated	CRO HPW 52	5640,00

*note* IP20, cable length 3,5m, satin glass diffuser included, ribbed transparent diffuser available in the accessory section, kit G9 LED NEMO available in the accessory section, bulb H max: 6cm, white RAL 9003, black RAL 9005, also available with UL certification *Prices without bulb*

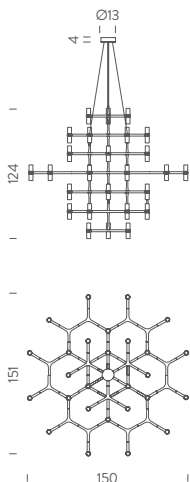


### CROWN MULTI Jehs+Laub

version	max power	source	voltage	lum. flux	CCT	switching	finish	code	Euro
	15x25W	G9	110-240V			dimmable according to bulb	white	CRO HWW 58	1200,00
							black	CRO HNW 58	1200,00
							gold painted	CRO HGW 58	1235,00
							polished aluminium	CRO HLT 58	1280,00
							gold plated	CRO HOW 58	2040,00
							black plated	CRO HPW 58	2350,00

*note* IP20, cable length 2,5m, satin glass diffuser included, ribbed transparent diffuser available in the accessory section, kit G9 LED NEMO available in the accessory section, bulb H max: 6cm, white RAL 9003, black RAL 9005, also available with UL certification *Prices without bulb*



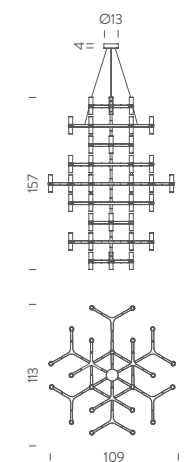


### CROWN MAGNUM Jehs+Laub

version	max power	source	voltage	lum. flux	CCT	switching	finish	code	Euro
	42x25W	G9	110-240V			double, dim according to bulb	white	CRO HWW 5A	4135,00
							black	CRO HNW 5A	4135,00
							gold painted	CRO HGW 5A	4215,00
							polished aluminium	CRO HLW 5A	4305,00
							gold plated	CRO HOW 5A	7380,00
							black plated	CRO HPW 5A	8490,00

*note* IP20, cable length 3,5m, satin glass diffuser included, ribbed transparent diffuser available in the accessory section, kit G9 LED NEMO available in the accessory section, bulb H max: 6cm, white RAL 9003, black RAL 9005, also available with UL certification *Prices without bulb*

**ERC**

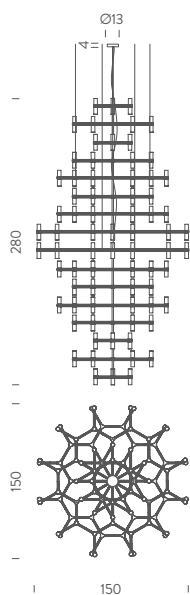


### CROWN SUMMA Jehs+Laub

version	max power	source	voltage	lum. flux	CCT	switching	finish	code	Euro
	48x25W	G9	110-240V			double, dim according to bulb	white	CRO HWW 59	4675,00
							black	CRO HNW 59	4675,00
							gold painted	CRO HGW 59	4735,00
							polished aluminium	CRO HLW 59	4895,00
							gold plated	CRO HOW 59	7600,00
							black plated	CRO HPW 59	8740,00

*note* IP20, cable length 3,5m, satin glass diffuser included, ribbed transparent diffuser available in the accessory section, kit G9 LED NEMO available in the accessory section, bulb H max: 6cm, white RAL 9003, black RAL 9005, also available with UL certification *Prices without bulb*

**ERC**

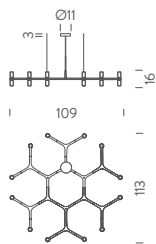


### CROWN ROYAL Jehs+Laub

version	max power	source	voltage	lum. flux	CCT	switching	finish	code	Euro
	120x3W	G9	110-240V			double, dim according to bulb	white	CRO HWW 5B	16000,00
							black	CRO HNW 5B	16000,00
							gold painted	CRO HGW 5B	16500,00
							polished aluminium	CRO HLW 5B	17500,00
							gold plated	CRO HOW 5B	19000,00
							black plated	CRO HPW 5B	20000,00

*note* IP20, cable length 3,5m, double switch, satin glass diffuser included, ribbed transparent diffuser available in the accessory section, kit G9 LED NEMO available in the accessory section, bulb H max: 6cm, white RAL 9003, black RAL 9005, also available with UL certification *Prices without bulb*

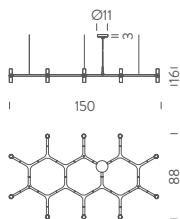
**ERC**



### CROWN PLANA MINOR Jehs+Laub

version	max power	source	voltage	lum. flux	CCT	switching	finish	code	Euro
	12x25W	G9	110-240V			dimmable according to bulb	white	CRO HWW 55	1385,00
							black	CRO HNW 55	1385,00
							gold painted	CRO HGW 55	1420,00
							polished aluminium	CRO HLW 55	1450,00
							gold plated	CRO HOW 55	2225,00
							black plated	CRO HPW 55	2560,00

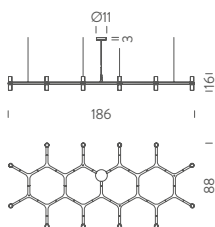
*note* IP20, cable length 3,5m, satin glass diffuser included, ribbed transparent diffuser available in the accessory section, kit G9 LED NEMO available in the accessory section, bulb H max: 6cm, white RAL 9003, black RAL 9005, also available with UL certification *Prices without bulb*



### CROWN PLANA Jehs+Laub

version	max power	source	voltage	lum. flux	CCT	switching	finish	code	Euro
	10x25W	G9	110-240V			dimmable according to bulb	white	CRO HWW 56	1260,00
							black	CRO HNW 56	1260,00
							gold painted	CRO HGW 56	1305,00
							polished aluminium	CRO HLW 56	1320,00
							gold plated	CRO HOW 56	1960,00
							black plated	CRO HPW 56	2255,00

*note* IP20, cable length 3,5m, satin glass diffuser included, ribbed transparent diffuser available in the accessory section, kit G9 LED NEMO available in the accessory section, bulb H max: 6cm, white RAL 9003, black RAL 9005, also available with UL certification *Prices without bulb*

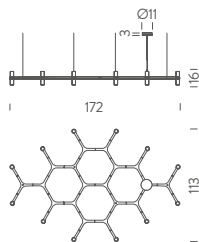


### CROWN PLANA MAJOR Jehs+Laub

version	max power	source	voltage	lum. flux	CCT	switching	finish	code	Euro
	12x25W	G9	110-240V			dimmable according to bulb	white	CRO HWW 53	1610,00
							black	CRO HNW 53	1610,00
							gold painted	CRO HGW 53	1670,00
							polished aluminium	CRO HLW 53	1675,00
							gold plated	CRO HOW 53	2300,00
							black plated	CRO HPW 53	2650,00

*note* IP20, cable length 3,5m, satin glass diffuser included, ribbed transparent diffuser available in the accessory section, kit G9 LED NEMO available in the accessory section, bulb H max: 6cm, white RAL 9003, black RAL 9005, also available with UL certification *Prices without bulb*

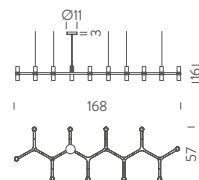




### CROWN PLANA MEGA Jehs+Laub

version	max power	source	voltage	lum. flux	CCT	switching	finish	code	Euro
	12x25W	G9	110-240V			dimnable according to bulb	white	CRO HWW 57	1620,00
							black	CRO HNW 57	1620,00
							gold painted	CRO HGW 57	1665,00
							polished aluminium	CRO HLW 57	1700,00
							gold plated	CRO HOW 57	2410,00
							black plated	CRO HPW 57	2780,00

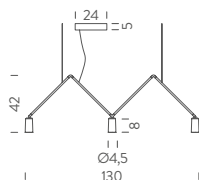
*note* IP20, cable length 3,5m, satin glass diffuser included, ribbed transparent diffuser available in the accessory section, kit G9 LED NEMO available in the accessory section, bulb H max: 6cm, white RAL 9003, black RAL 9005, also available with UL certification *Prices without bulb*



### CROWN PLANA LINEA Jehs+Laub

version	max power	source	voltage	lum. flux	CCT	switching	finish	code	Euro
	10x25W	G9	110-240V			dimnable according to bulb	white	CRO HWW 54	1135,00
							black	CRO HNW 54	1135,00
							gold painted	CRO HGW 54	1175,00
							polished aluminium	CRO HLW 54	1235,00
							gold plated	CRO HOW 54	2155,00
							black plated	CRO HPW 54	2445,00

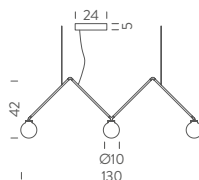
*note* IP20, cable length 3,5m, satin glass diffuser included, ribbed transparent diffuser available in the accessory section, kit G9 LED NEMO available in the accessory section, bulb H max: 6cm, white RAL 9003, black RAL 9005, also available with UL certification *Prices without bulb*



### DABLIU Nemo

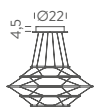
version	max power	source	voltage	lum. flux	CCT	switching	finish	code	Euro
SPOT	3x5W	LED spot	110-240V	3x395lm	2700K	dimnable 1-10V	black	DAB LNN 51	695,00
					3000K		black	DAB LNN 52	695,00
CONE	3x5W	LED spot	110-240V	3x395lm	2700K		black/gold burnished	DAB LNN 55	755,00
					3000K		black/gold burnished	DAB LNN 56	755,00
GLOBE	3x4W	G4 LED 12V (included)	110-240V	3x350lm	2700K		black/white glass	DAB LNN 53	820,00
					3000K		black/white glass	DAB LNN 54	820,00

*note* CRI 90, IP20, cable length 3m, 40° optic (spot and cone version), G4 LED bulbs included (globe version), black RAL 9005





| 70 |



| 133±2 |

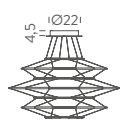
### DROP 5 Arihiro Miyake

version	max power	source	voltage	lum. flux	CCT	switching	finish	code	Euro
	35W	linear LED	110-240V	3350lm*	2700K	dimmable 1-10V	black	DRP LNN 51	980,00
							satin gold	DRP LGG 51	1180,00
							satin silver	DRP LDD 51	1180,00

*note* CRI 90, IP20, cable length 2,5m, \*nominal flux, black RAL 9005, TRIAC version on request (+200€), DALI version on request (+120€), CASAMBI version on request (+225€)



| 90 |

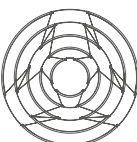


| 50±2 |

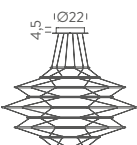
### DROP 7 Arihiro Miyake

version	max power	source	voltage	lum. flux	CCT	switching	finish	code	Euro
	60W	linear LED	110-240V	5700lm*	2700K	dimmable 1-10V	black	DRP LNN 52	1660,00
							satin gold	DRP LGG 52	1960,00
							satin silver	DRP LDD 52	1960,00

*note* CRI 90, IP20, cable length 2,5m, \*nominal flux, black RAL 9005, TRIAC version on request (+200€), DALI version on request (+120€), CASAMBI version on request (+225€)



| 110 |



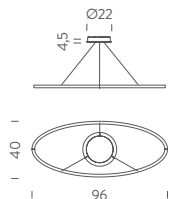
| 66±2 |

### DROP 9 Arihiro Miyake

version	max power	source	voltage	lum. flux	CCT	switching	finish	code	Euro
	90W	linear LED	110-240V	8700lm*	2700K	dimmable 1-10V	black	DRP LNN 53	2160,00
							satin gold	DRP LGG 53	2450,00
							satin silver	DRP LDD 53	2450,00

*note* CRI 90, IP20, cable length 2,5m, \*nominal flux, black RAL 9005, TRIAC version on request (+200€), DALI version on request (+120€), CASAMBI version on request (+225€)



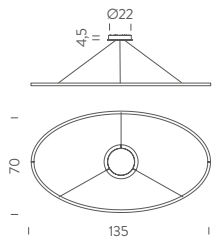


**ELLISSE MINOR** Federico Palazzari

version	max power	source	voltage	lum. flux	CCT	switching	finish	code	Euro
uplight	50W	linear LED	110-240V	2250lm	2700K	dimmable 1-10V	white	ELP LW2 51	780,00
							black	ELP LN2 51	780,00
							gold painted	ELP LO2 51	865,00
							polished aluminium	ELP LL2 51	905,00
							gold polished anodized	ELP LGW 51	1010,00
					3000K	dimmable 1-10V	white	ELP LWW 51	780,00
							black	ELP LNW 51	780,00
							gold painted	ELP LOW 51	865,00
							polished aluminium	ELP LLW 51	905,00
							white	ELP LW2 52	780,00
downlight	50W	linear LED	110-240V	2250lm	2700K	dimmable 1-10V	black	ELP LN2 52	780,00
							gold painted	ELP LO2 52	865,00
							polished aluminium	ELP LL2 52	905,00
							gold polished anodized	ELP LGW 52	1010,00
							white	ELP LWW 52	780,00
					3000K	dimmable 1-10V	black	ELP LNW 52	780,00
							gold painted	ELP LOW 52	865,00
							polished aluminium	ELP LLW 52	905,00

*note* CRI 85, IP20, cable length 2,5m, adjustable cable length up to 0,4m, white RAL 9003, black RAL 9005, TRIAC version on request (+200€), DALI version on request (+120€), CASAMBI version on request (+225€), also available with ETL certification



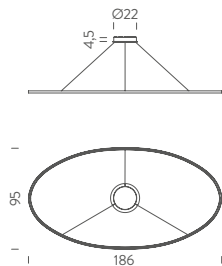


**ELLISSE MAJOR** Federico Palazzari

version	max power	source	voltage	lum. flux	CCT	switching	finish	code	Euro
uplight	69W	linear LED	110-240V	3450lm	2700K	dimmable 1-10V	white	ELP LW2 53	1235,00
							black	ELP LN2 53	1235,00
							gold painted	ELP LO2 53	1395,00
							polished aluminium	ELP LL2 53	1460,00
							gold polished anodized	ELP LGW 53	1555,00
	3000K	dimmable 1-10V	white	ELP LWW 53	1235,00				
			black	ELP LNW 53	1235,00				
			gold painted	ELP LOW 53	1395,00				
			polished aluminium	ELP LLW 53	1460,00				
			gold polished anodized	ELP LGW 54	1555,00				
downlight	69W	linear LED	110-240V	3450lm	2700K	dimmable 1-10V	white	ELP LW2 54	1235,00
							black	ELP LN2 54	1235,00
							gold painted	ELP LO2 54	1395,00
							polished aluminium	ELP LL2 54	1460,00
							gold polished anodized	ELP LGW 54	1555,00
	3000K	dimmable 1-10V	white	ELP LWW 54	1235,00				
			black	ELP LNW 54	1235,00				
			gold painted	ELP LOW 54	1395,00				
			polished aluminium	ELP LLW 54	1460,00				
			gold polished anodized	ELP LGW 54	1555,00				

*note* CRI 85, IP20, cable length 2,5m, adjustable cable length up to 0,4m, white RAL 9003, black RAL 9005, TRIAC version on request (+200€), DALI version on request (+120€), CASAMBI version on request (+225€), also available with ETL certification

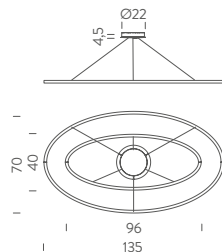




**ELLISSE MEGA** Federico Palazzari

version	max power	source	voltage	lum. flux	CCT	switching	finish	code	Euro		
uplight	76W	linear LED	110-240V	4425lm	2700K	dimmable 1-10V	white	ELP LW2 58	1555,00		
							black	ELP LN2 58	1555,00		
							gold painted	ELP LO2 58	1700,00		
							3000K	dimmable 1-10V	white	ELP LWW 58	1555,00
							black	ELP LNW 58	1555,00		
							gold painted	ELP LOW 58	1700,00		
downlight	76W	linear LED	110-240V	4425lm	2700K	dimmable 1-10V	white	ELP LW2 59	1555,00		
							black	ELP LN2 59	1555,00		
							gold painted	ELP LO2 59	1700,00		
							3000K	dimmable 1-10V	white	ELP LWW 59	1555,00
							black	ELP LNW 59	1555,00		
							gold painted	ELP LOW 59	1700,00		

*note* CRI 85, IP20, cable length 2,5m, adjustable cable length up to 0,4m, white RAL 9003, black RAL 9005, TRIAC version on request (+200€), DALI version on request (+120€), CASAMBI version on request (+225€), also available with ETL certification



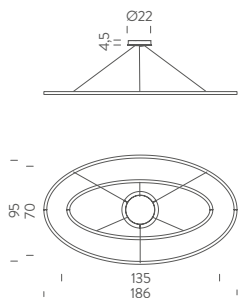
**ELLISSE DOUBLE** Federico Palazzari

version	power	source	voltage	lum. flux	CCT	switching	finish	code	Euro		
minor uplight major downlight	90W	linear LED	110-240V	2825+1850lm	2700K	dimmable 1-10V	white	ELP LW2 56	1920,00		
							black	ELP LN2 56	1920,00		
							gold painted	ELP LO2 56	2145,00		
							polished aluminium	ELP LL2 56	2175,00		
							gold polished anodized	ELP LGW 56	2380,00		
							3000K	dimmable 1-10V	white	ELP LWW 56	1920,00
							black	ELP LNW 56	1920,00		
							gold painted	ELP LOW 56	2145,00		
							polished aluminium	ELP LLW 56	2175,00		

*note* CRI 85, IP20, cable length 2,5m, adjustable cable length up to 0,4m, white RAL 9003, black RAL 9005, TRIAC version on request (+200€), DALI version on request (+120€), CASAMBI version on request (+225€), also available with ETL certification



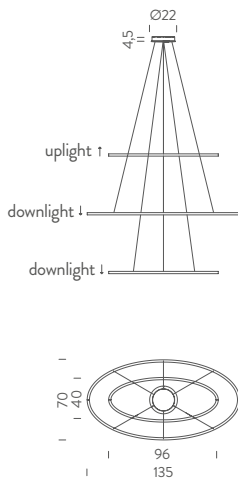




### ELLISSE DOUBLE MEGA Federico Palazzari

version	power	source	voltage	lum. flux	CCT	switching	finish	code	Euro
major uplight	90W	linear LED	110-240V	2825+1850lm	2700K	dimmable 1-10V	white	ELP LW2 5A	2805,00
							black	ELP LN2 5A	2805,00
mega downlight					3000K	dimmable 1-10V	gold painted	ELP LO2 5A	3130,00
							white	ELP LWW 5A	2805,00
							black	ELP LNW 5A	2805,00
							gold painted	ELP LOW 5A	3130,00

*note* CRI 85, IP20, cable length 2,5m, adjustable cable length up to 0,4m, white RAL 9003, black RAL 9005, TRIAC version on request (+200€), DALI version on request (+120€), CASAMBI version on request (+225€), also available with ETL certification



### ELLISSE TRIPLE Federico Palazzari

version	max power	source	voltage	lum. flux	CCT	switching	finish	code	Euro
minor uplight	94W	linear LED	110-240V	1325+2050 +1325lm	2700K	dimmable 1-10V	white	ELP LW2 57	2780,00
							black	ELP LN2 57	2780,00
							gold painted	ELP LO2 57	3110,00
major downlight							polished aluminium	ELP LL2 57	3130,00
							gold polished anodized	ELP LGW 57	3520,00
minor downlight					3000K	dimmable 1-10V	white	ELP LWW 57	2780,00
							black	ELP LNW 57	2780,00
							gold painted	ELP LOW 57	3110,00
							polished aluminium	ELP LLW 57	3130,00

*note* CRI 85, IP20, cable length 2,5m, adjustable cable length up to 0,4m, white RAL 9003, black RAL 9005, TRIAC version on request (+200€), DALI version on request (+120€), CASAMBI version on request (+225€), also available with ETL certification

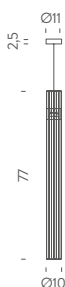




**ILIUM LED** Foster+Partners

version	max power	source	voltage	lum. flux	CCT	switching	finish	code	Euro
H75	7W	LED board	230V	345lm	3000K	ON/OFF	chrome/clear glass	ILI LHC 51	355,00
<i>note</i>	CRI 85, IP20, cable length 3m								

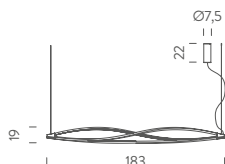
**EAC**



**ILIUM** Foster+Partners

version	max power	source	voltage	lum. flux	CCT	switching	finish	code	Euro
H77	50W	E27 halo par20 bulb	230V			dimmable according to bulb	chrome/clear glass	ILI HHC 51	600,00
<i>note</i>	CRI 85, IP20, cable length 3m, also available with UL certification								<i>Prices without bulb</i>

**EAC**



**IN THE WIND HORIZONTAL** Arihiro Miyake

version	max power	source	voltage	lum. flux	CCT	switching	finish	code	Euro
	58W	linear LED	230V	2570lm	2700K	dimmable, DALI push	white	ITW LWW 56	1850,00
							black	ITW LNW 56	1850,00
							titan grey	ITW LDW 56	1965,00
							gold	ITW LGW 56	2075,00
				2850lm	3000K	dimmable, DALI push	white	ITW LWW 57	1850,00
							black	ITW LNW 57	1850,00
							titan grey	ITW LDW 57	1965,00
							gold	ITW LGW 57	2075,00

*note* CRI 85, IP20, metal cable length 3m, electric cable length 5m, white RAL 9003, black RAL 9005, also available in 120V, TRIAC version on request (+200€), CASAMBI version on request (+225€), also available with ETL certification

**EAC**

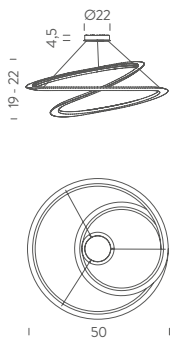


### IN THE WIND VERTICAL Arihiro Miyake

version	max power	source	voltage	lum. flux	CCT	switching	finish	code	Euro
	58W	linear LED	230V	2570lm	2700K	dimmable, DALI push	white	ITW LWW 55	1850,00
							black	ITW LNW 55	1850,00
							titan grey	ITW LDW 55	1965,00
							gold	ITW LGW 55	2075,00
				2850lm	3000K	dimmable, DALI push	white	ITW LWW 58	1850,00
							black	ITW LNW 58	1850,00
							titan grey	ITW LDW 58	1965,00
							gold	ITW LGW 58	2075,00

*note* CRI 85, IP20, cable length 3m, white RAL 9003, black RAL 9005, also available in 120V, TRIAC version on request (+200€), CASAMBI version on request (+225€), also available with ETL certification

**EAC**

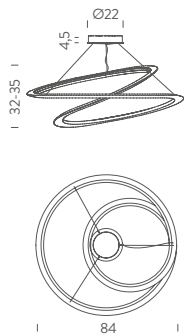


### KEPLER PETITE Arihiro Miyake

version	max power	source	voltage	lum. flux	CCT	switching	finish	code	Euro
downlight	55W	linear LED	110-240V	1954lm	2700K	dimmable 1-10V	white	KES LWW 54	720,00
							black	KES LNN 54	720,00
							gold	KES LOW 54	830,00
							white	KES LWW 52	720,00
							black	KES LNN 52	720,00
							gold	KES LOW 52	830,00

*note* CRI 85, IP20, cable length 2,5m, adjustable cable length up to 0,4m, TRIAC version on request (+200€), DALI version on request (+120€), CASAMBI version on request (+225€), white RAL 9003, black RAL 9005

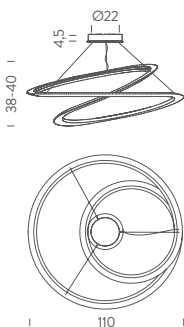




**KEPLER MINOR** Arihiro Miyake

version	max power	source	voltage	lum. flux	CCT	switching	finish	code	Euro
uplight	69W	linear LED	110-240V	4000lm	2700K	dimmable 1-10V	white	KEM LWW 53	1295,00
							black	KEM LNN 53	1295,00
							gold	KEM LOW 53	1460,00
					3000K	dimmable 1-10V	white	KEM LWW 51	1295,00
							black	KEM LNN 51	1295,00
							gold	KEM LOW 51	1460,00
downlight	69W	linear LED	110-240V	4000lm	2700K	dimmable 1-10V	white	KEM LWW 54	1295,00
							black	KEM LNN 54	1295,00
							gold	KEM LOW 54	1460,00
					3000K	dimmable 1-10V	white	KEM LWW 52	1295,00
							black	KEM LNN 52	1295,00
							gold	KEM LOW 52	1460,00

*note* CRI 85, IP20, cable length 2,5m, adjustable cable length up to 0,4m, white RAL 9003, black RAL 9005, TRIAC version on request (+200€), DALI version on request (+120€), CASAMBI version on request (+225€), also available with ETL certification

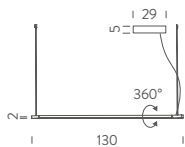


**KEPLER** Arihiro Miyake

version	max power	source	voltage	lum. flux	CCT	switching	finish	code	Euro
uplight	83W	linear LED	110-240V	4800lm	2700K	dimmable 1-10V	white	KEP LWW 53	1675,00
							black	KEP LNN 53	1675,00
							gold	KEP LOW 53	1910,00
					3000K	dimmable 1-10V	white	KEP LWW 51	1675,00
							black	KEP LNN 51	1675,00
							gold	KEP LOW 51	1910,00
downlight	83W	linear LED	110-240V	4800lm	2700K	dimmable 1-10V	white	KEP LWW 54	1675,00
							black	KEP LNN 54	1675,00
							gold	KEP LOW 54	1910,00
					3000K	dimmable 1-10V	white	KEP LWW 52	1675,00
							black	KEP LNN 52	1675,00
							gold	KEP LOW 52	1910,00

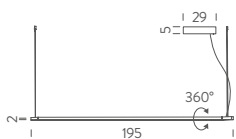
*note* CRI 85, IP20, cable length 2,5m, adjustable cable length up to 0,4m, white RAL 9003, black RAL 9005, TRIAC version on request (+200€), DALI version on request (+120€), CASAMBI version on request (+225€), also available with ETL certification





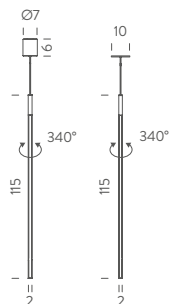
### LINESCAPES HORIZONTAL Nemo

version	max power	source	voltage	lum. flux	CCT	switching	finish	code	Euro
L130	19W	linear LED	110-240V	1125lm	2700K	dimmable 1-10V	white	LIN LW2 5D	560,00
							black	LIN LN2 5D	560,00
	3000K	dimmable 1-10V	white	LIN LWW 5D	560,00				
			black	LIN LNN 5D	560,00				
L200	33W	linear LED	110-240V	1765lm	2700K	dimmable 1-10V	white	LIN LW2 5E	610,00
							black	LIN LN2 5E	610,00
	3000K	dimmable 1-10V	white	LIN LWW 5E	610,00				
			black	LIN LNN 5E	610,00				



*note* CRI 85, IP20, metal cable length 3m, electric cable length 3m, 360° orientable, DALI version on request (+120€), white RAL 9003, black RAL 9005, also available with ETL certification

**ERAC**




### LINESCAPES VERTICAL Nemo

version	max power	source	voltage	lum. flux	CCT	switching	finish	code	Euro
	12W	linear LED	110-240V	475lm	2700K	dimmable 1-10V	white	LIN LW2 59	310,00
							white	LIN LWW 59	310,00
recessed	19W	linear LED	110-240V	1125lm	2700K	ON/OFF	white	LIN LW2 5A	330,00
							white	LIN LWW 5A	330,00

*note* CRI 85, IP20, cable length 3m, 360° orientable, side emission, white RAL 9003, black RAL 9005, Recessed: recessed hole Ø8xHmin4cm, DALI version on request (+120€); more specifications on appendix section

(only recessed version) **ERAC**



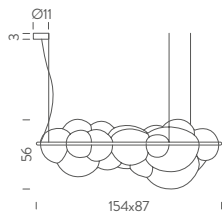
### MAGA Nemo

version	max power	source	voltage	lum. flux	CCT	switching	finish	code	Euro
	46W	E14	230V			dimmable according to bulb	chrome/white glass	MGA EWW 52	145,00

*note* IP20, cable length 1,5m, also available with UL certification

*Prices without bulb*

**ERAC**

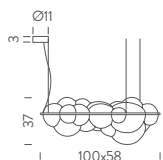


**NUVOLA** Mario Bellini

version	max power	source	voltage	lum. flux	CCT	switching	finish	code	Euro
	132W	linear LED	110-240V	9000lm	2700K	dimnable 1-10V	white	NUV LWW 51	2185,00

*note* CRI 85, IP20, cable length 3m, TRIAC version on request (+200€), DALI version on request (+120€), CASAMBI version on request (+225€), remote control available in the accessory section , also available with ETL certification

**ERC**

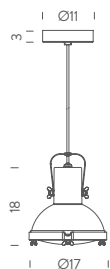


**NUVOLA MINOR** Mario Bellini

version	max power	source	voltage	lum. flux	CCT	switching	finish	code	Euro
minor	90W	linear LED	110-240V	6000lm	2700K	dimnable 1-10V	white	NUM LWW 51	1385,00

*note* CRI 85, IP20, cable length 3m, TRIAC version on request (+200€), DALI version on request (+120€), CASAMBI version on request (+225€) remote control available in the accessory section, also available with ETL certification

**ERC**



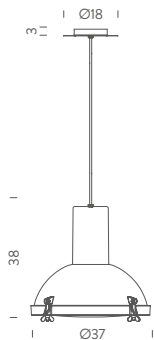
**PROJECTEUR 165** Le Corbusier

version	max power	source	voltage	lum. flux	CCT	switching	finish	code	Euro
IP20	23W	E27 LED/FLUO	230V			dimnable according to bulb	night blue	PRP FDW 51	170,00
							whitesand	PRP FWS 51	170,00
							moka	PRP FMW 51	170,00
IP44	23W	E27 LED/FLUO	230V			dimnable according to bulb	night blue	PRP FDW 52	210,00
							whitesand	PRP FWS 52	210,00
							moka	PRP FMW 52	210,00

*note* cable length 2m, orientable, max bulb H 11cm, black canopy, IP20 also available with UL certification

*Prices without bulb*

**ERC** (only IP20 version)



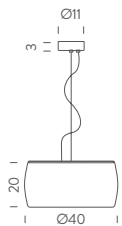
**PROJECTEUR 365** Le Corbusier

version	max power	source	voltage	lum. flux	CCT	switching	finish	code	Euro
IP20	150W	E27	230V			dimmable according to bulb	night blue	PRJ EDW 51	705,00
							whitesand	PRJ EWS 51	705,00
							moka	PRJ EMS 51	705,00
IP54	60W	E27	230V			dimmable according to bulb	night blue	PRJ EDW 52	750,00
							whitesand	PRJ EWS 52	750,00
							moka	PRJ EMS 52	750,00

note cable length 3m, IP20 also available with UL certification

Prices without bulb

**ERIC** (only IP20 version)



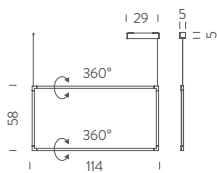
**SIRIUS** Carlo Colombo

version	max power	source	voltage	lum. flux	CCT	switching	finish	code	Euro
	6x40W	G9	230V			dimmable according to bulb	nickel/white glass	SIR HLW 51	480,00

note IP20, metal cable length 3m, electrical cable length 3,3m, kit G9 LED NEMO available in the accessory section

Prices without bulb

**ERIC** 

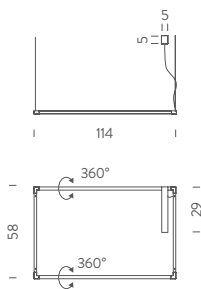


**SPIGOLO VERTICAL** Studiocharlie

version	max power	source	voltage	lum. flux	CCT	switching	finish	code	Euro	
	2x19W	2x linear LED	110-240V	2x1125lm	2700K	mono switch dimmable 1-10V	white	SPI LW2 51	755,00	
							black	SPI LN2 51	755,00	
						3000K	mono switch dimmable 1-10V	white	SPI LWW 51	755,00
								black	SPI LNN 51	755,00

note CRI 85, IP20, cable length 3m, 360° orientable diffusers, DALI version on request (+120€), white RAL 9003, black RAL 9005, also available with ETL certification

**ERIC**

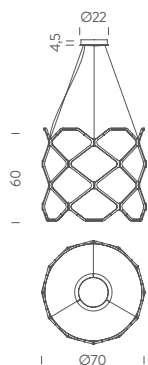


**SPIGOLO HORIZONTAL** Studiocharlie

version	max power	source	voltage	lum. flux	CCT	switching	finish	code	Euro
	2x19W	2x linear LED	110-240V	2x1125lm	2700K	mono switch dimmable 1-10V	white	SPI LW2 52	790,00
							black	SPI LN2 52	790,00
					3000K	mono switch dimmable 1-10V	white	SPI LWW 52	790,00
							black	SPI LNN 52	790,00

*note* CRI 85, IP20, metal cable length 3m, electric cable length 5m, 360° orientable diffusers, decentralized ceiling canopy, white RAL 9003, black RAL 9005, DALI version on request (+120€), IP20 also available with ETL certification

**EAC**

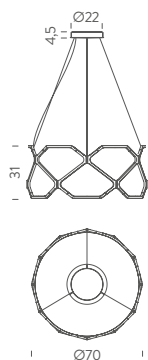


**TITIA** Arihiro Miyake

version	max power	source	voltage	lum. flux	CCT	switching	finish	code	Euro
	90W	linear LED	110-240V	3850lm	2700K	dimmable 1-10V	white	TIT LWW 51	1635,00
							black	TIT LNN 51	1635,00

*note* CRI 85, IP20, cable length 3m, TRIAC version on request (+200€), DALI version on request (+120€), CASAMBI version on request (+225€), white RAL 9003, black RAL 9005

**EAC**



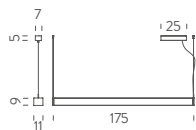
**TITIA MINOR** Arihiro Miyake

version	max power	source	voltage	lum. flux	CCT	switching	finish	code	Euro
	65W	linear LED	110-240V	2452lm	2700K	dimmable 1-10V	black	TIT LNN 52	845,00

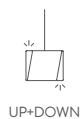
*note* CRI 85, IP20, cable length 3m, TRIAC version on request (+200€), DALI version on request (+120€), CASAMBI version on request (+225€), black RAL 9005

**EAC**





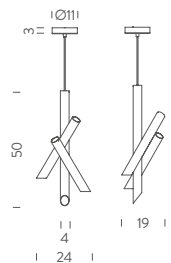
**TRU** Roberto Paoli



version	max power	source	voltage	lum. flux	CCT	switching	finish	code	Euro
downlight + downlight	2x33W	linear LED	110-240V	2x1765lm	2700K	dimmable on board mono switch	white	TRU LWW 57	1290,00
							black	TRU LNN 57	1290,00
							titan grey	TRU LDD 57	1335,00
					3000K	dimmable on board mono switch	white	TRU LWW 5C	1290,00
							black	TRU LNN 5C	1290,00
							titan grey	TRU LDD 5C	1335,00
uplight + downlight	2x33W	linear LED	110-240V	2x1765lm	2700K	dimmable on board mono switch	white	TRU LWW 55	1290,00
							black	TRU LNN 55	1290,00
							titan grey	TRU LDD 55	1335,00
					3000K	dimmable on board mono switch	white	TRU LWW 5A	1290,00
							black	TRU LNN 5A	1290,00
							titan grey	TRU LDD 5A	1335,00

*note* CRI 85, IP20, metal cable length 3m, electric cable length 5m, white RAL 9003, black RAL 9005, TRIAC version on request (+200€), DALI version on request (+120€), CASAMBI version on request (+225€), also available with ETL certification

**ERC**

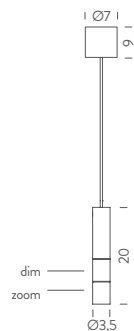


**TUBES 3** Charles Kalpakian

version	max power	source	voltage	lum. flux	CCT	switching	finish	code	Euro
	3x4W	LED board	110-240V	3x190lm	2700K	dimmable, push	whitewash/whitewash	TTB LWW 53	550,00
							whitewash/copper	TTB LWC 53	615,00
							black/black	TTB LNW 53	615,00

*note* CRI 85, IP20, cable length 3m, white RAL 9003, black RAL 9005

**ERC**

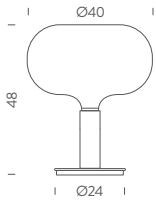


**TYPE PENDANT** Guillaume Bloget

version	max power	source	voltage	lum. flux	CCT	switching	finish	code	Euro
	8W	LED board	110-240V	467lm*	2700K	dim and zoom on board	black	TYP LNN 51	485,00
					3000K	dim and zoom on board	black	TYP LNN 52	485,00

*note* CRI 90, IP20, cable length 2,5m, 15-60° optic, black RAL 9005, \*nominal flux

# TABLE

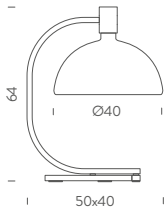


### AM1N

F.Albini, F.Helg, A.Piva, M.Albini

version	max power	source	voltage	lum. flux	CCT	switching	finish	code	Euro
	150W	E27	230V			dimnable on cable according to bulb	black/white glass	ALB ENW 14	840,00
							chrome/white glass	ALB EHW 14	930,00
<i>note</i> IP20, cable length 2,2m, black RAL 9005, also available with UL certification									<i>Prices without bulb</i>

**EAC**

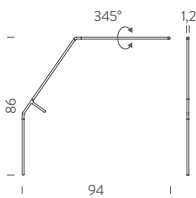


### AS1C

F.Albini, F.Helg, A.Piva, M.Albini

version	max power	source	voltage	lum. flux	CCT	switching	finish	code	Euro
	150W	E27	230V			dimnable on cable according to bulb	black/white glass	ALB ENW 15	755,00
							chrome/white glass	ALB EHW 15	1045,00
<i>note</i> IP20, cable length 2,2m, black RAL 9005, also available with UL certification									<i>Prices without bulb</i>

**EAC**

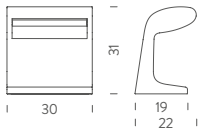


### BIRD

Bernhard Osann

version	max power	source	voltage	lum. flux	CCT	switching	finish	code	Euro
	10W	linear LED	110-240V	715lm	2700K	dimnable on board	black/brass	BIR LNO 11	485,00
<i>note</i> CRI 85, IP20, cable length 2m, 345° orientable head, black RAL 9005, also available with ETL certification									


**EAC**

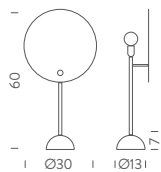
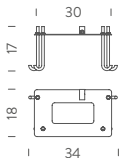


## BORNE BÉTON PETITE Le Corbusier

version	max power	source	voltage	lum. flux	CCT	switching	finish	code	Euro
indoor	19W	LED board	110-240V	960lm	3000K	dimnable on cable	concrete	BBP LDW 21	750,00
outdoor	19W	LED board	110-240V	960lm	3000K	ON/OFF	concrete	BBP LDW 23	780,00
<i>accessories</i> vandal proof fixing plate for outdoor version								BBP FIX 21	150,00

*note* CRI 80, indoor: IP20, cable length 2,7m / outdoor: IP44, cable length 3m, body and cable IP65 rated, more specifications on appendix section

 **EAC** (only indoor version)



## KUTA Vico Magistretti

version	max power	source	voltage	lum. flux	CCT	switching	finish	code	Euro
	100W	E27	230V			switch on cable	white/black diffuser, chrome, white marble	KUT EWN 11	460,00
<i>note</i> IP20, cable length 1,5m, white RAL 9003, black RAL 9005								<i>Prices without bulb</i>	

 **EAC**

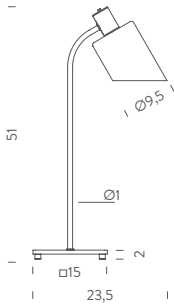


## LAMPE CABANON Le Corbusier

version	max power	source	voltage	lum. flux	CCT	switching	finish	code	Euro
	25W	E27 LED	230V			dimnable on cable according to bulb	gunmetal, green, tracing paper sheet	CAB ENW 11	380,00
<i>note</i> cable length 2,5m, LED 4-25W, green RAL 6016								<i>Prices without bulb</i>	





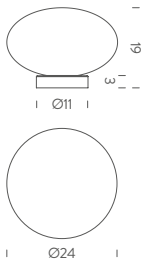


## LAMPE DE BUREAU Charlotte Perriand

version	max power	source	voltage	lum. flux	CCT	switching	finish	code	Euro
	20W	E14	230V			switch on board	green	LDB EDV 11	340,00
							yellow	LDB EDG 11	340,00
							red	LDB EDR 11	340,00
							blue mare	LDB EDB 11	340,00
							blue grey	LDB EDC 11	340,00
							white	LDB EDW 11	340,00

*note* IP20, cable length 1,5m, base dark grey RAL7016, body light grey RAL7046, internal glass color white, also available with UL certification

*Prices without bulb*

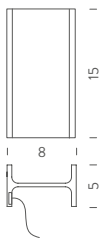


## MAGA TABLE Nemo

version	max power	source	voltage	lum. flux	CCT	switching	finish	code	Euro
table	46W	E14	230V			dimmable according to bulb	chrome/white glass	MGA EWW 12	140,00

*note* IP20, cable length 2m, also available with ETL certification

*Prices without bulb*



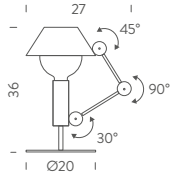
## MINI MAIS PLUS QUE CELA JE NE PEUX PAS Rudy Ricciotti

version	max power	source	voltage	lum. flux	CCT	switching	finish	code	Euro
	2,4W	linear LED	110-240V	200lm	2700K	switch on cable	raw metal	RCM LMM 12	85,00
							gold	RCM LMM 11	168,00

*note* CRI 85, IP20, cable length 3m

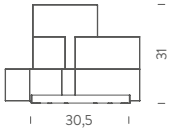


EAC



## MR. LIGHT Javier Mariscal

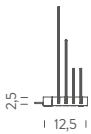
version	max power	source	voltage	lum. flux	CCT	switching	finish	code	Euro
	42W	E27	230V			switch on cable	black	MRL ENN 11	530,00
<i>note</i> IP20, cable length 2m, orientable, Ø12cm bulb (not included), black RAL 9005									<i>Prices without bulb</i>



## ON LINES Jean Nouvel

version	max power	source	voltage	lum. flux	CCT	switching	finish	code	Euro
	15W	linear LED	110-240V	1700lm	2700K	dimnable on board	white	ONL LWW 11	420,00
							black	ONL LNW 12	420,00

*note* CRI 85, IP20, cable length 2m, colored diffusers, white RAL 9003, black RAL 9005

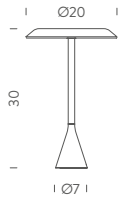


## PANAMA Euga Design

version	max power	source	voltage	lum. flux	CCT	switching	finish	code	Euro
	14W	LED board	110-240V	1010lm	2700K	switch on cable	white textured	PAN LWW 13	410,00
							coal black	PAN LXX 13	410,00

*note* CRI 85, IP20, cable length 2m, white RAL 9003



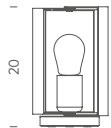


## PANAMA MINI Euga Design

version	max power	source	voltage	lum. flux	CCT	switching	finish	code	Euro
led	13W	LED board	110-240V	411lm	2700K	switch on cable	white textured	PNM LWW 14	265,00
							coal black	PNM LXX 14	265,00
led battery	3W	LED board	5V	190lm	2700K	dimmable on board	white textured	PNM LWW 15	305,00
							coal black	PNM LXX 15	305,00

*note* led: CRI 85, IP20, cable length 1,5m, white RAL 9003  
led battery: CRI 85, IP20, rechargeable, 17 hours battery life, 7 hours charge time (light off)

 (battery)  (plug) **ERC**



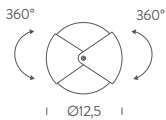
## PIVOTANTE À POSER Charlotte Perriand

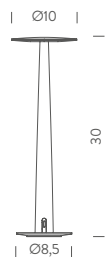
version	max power	source	voltage	lum. flux	CCT	switching	finish	code	Euro
	60W	E27	230V			switch on cable	white	PAP EDW 12	195,00
							yellow	PAP EDG 12	195,00
							blue	PAP EDB 12	195,00
							pastel blue	PAP EDC 12	195,00
							carmine red	PAP EDR 12	195,00
							sage green	PAP EDV 12	195,00
							light grey	PAP EDD 12	195,00

*note* IP20, cable length 2m, 360° orientable, white RAL 9003, yellow RAL 1033, blue RAL 5002, pastel blue RAL 5024, carmine red RAL 3002, sage green RAL 6021, light grey RAL 7046, also available with UL certification

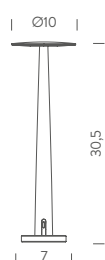
*Prices without bulb*

 **ERC**





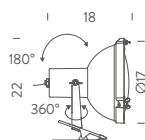
marble version



## PORTOFINO Valerio Sommella

version	max power	source	voltage	lum. flux	CCT	switching	finish	code	Euro
Standard	1,8W	LED board	5V	190lm	2700K	dimmable on board	white	POR LWW 11	140,00
							black	POR LNN 11	140,00
							pastel blue	POR LBB 11	170,00
							emerald green	POR LVV 11	170,00
Marble	1,8W	LED board	5V	190lm	2700K	dimmable on board	white/travertino	POR LWW 12	190,00
							black/sahara noir	POR LNN 12	190,00
							pastel blue/ blue portofino	POR LBB 12	220,00
							emerald green/ green guatemala	POR LVV 12	220,00

*note* CRI 90, IP20, equipped with USB-C socket, cable included, rechargeable, 5h battery life, 4,5h charging time, white RAL 9003, black RAL 9005, pastel blue RAL 5024, emerald green RAL 6005



## PROJECTEUR 165 PINCER CLIP Le Corbusier

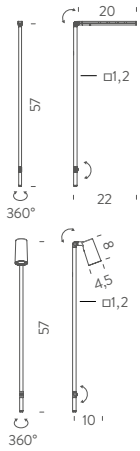
version	max power	source	voltage	lum. flux	CCT	switching	finish	code	Euro
	23W	E27 LED FLUO	230V			switch on cable	night blue	PRP FDW 11	210,00
							white sand	PRP FWS 11	210,00
							moka	PRP FMW 11	210,00

*note* IP20, cable length 2m, orientable, max clip opening 3cm, max bulb H 11cm, also available with UL certification

*Prices without bulb*

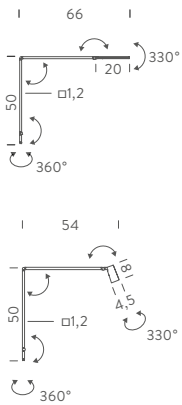






**UNTITLED MINI TABLE** Bernhard Osann

version	max power	source	voltage	lum. flux	CCT	switching	finish	code	Euro
linear	7W	linear LED	110-240V	485lm	2700K	dimmable on board	black	UNT LN2 15	205,00
					3000K			UNT LNN 15	205,00
spot	6,5W	LED spot	110-240V	395lm	2700K			UNT LN2 16	225,00
					3000K			UNT LNN 16	225,00
<i>note</i>		CRI 90, IP20, cable length 2m, 40° optic LED spot, 155° joint rotation, accessories sold separately, black RAL 9005, also available with ETL certification							



**UNTITLED TABLE** Bernhard Osann

version	max power	source	voltage	lum. flux	CCT	switching	finish	code	Euro
linear	7W	linear LED	110-240V	485lm	2700K	dimmable on board	black	UNT LNN 11	245,00
					3000K			UNT LNN 13	245,00
spot	6,5W	LED spot	110-240V	395lm	2700K			UNT LNN 12	275,00
					3000K			UNT LNN 14	275,00
<i>note</i>		CRI 90, IP20, cable length 2m, 40° optic LED spot, 155° joint rotation, accessories sold separately, black RAL 9005, also available with ETL certification							



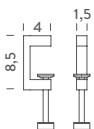
BASE



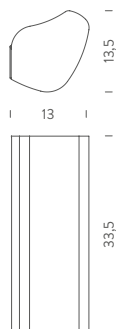
**ACCESSORIES**

version	finish	code	Euro
base	black	UNT BAN 11	50,00
desk clamp	black	UNT ATN 11	50,00

DESK CLAMP



**WALL**

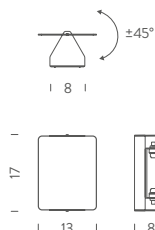


## APPLIQUE RADIEUSE Le Corbusier

version	max power	source	voltage	lum. flux	CCT	switching	finish	code	Euro
	2x40W	E27	230V			mono switch dimmable according to bulb	white	ARS EWW 31	365,00
							red	ARS ERW 31	365,00
							orange	ARS EAW 31	365,00
							blue	ARS EBW 31	365,00
							green	ARS EVW 31	365,00

*note* IP20, white RAL 9002, red RAL 3002, blue RAL 5015, orange RAL 2011, green RAL 6016, also available with UL certification

*Prices without bulb*

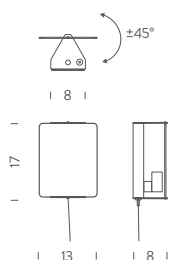


## APPLIQUE À VOLET PIVOTANT Charlotte Perriand

version	max power	source	voltage	lum. flux	CCT	switching	finish	code	Euro
	80W	R7s (75mm)	230V			dimmable according to bulb	black anodized	AVP HWN 31	170,00
							natural anodized	AVP HWD 31	170,00
							polished inox	AVP HWH 31	200,00

*note* IP20, only for horizontal installation, white body

*Prices without bulb*



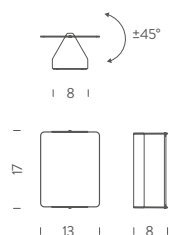
## APPLIQUE À VOLET PIVOTANT Charlotte Perriand

version	max power	source	voltage	lum. flux	CCT	switching	finish	code	Euro
	8W	E14	230V			dimmable according to bulb	black anodized	AVP EWN 31	175,00
							natural anodized	AVP EWD 31	175,00
							white	AVP EWW 31	185,00
							red	AVP EWR 31	185,00
							yellow	AVP EWG 31	185,00
							blue	AVP EWB 31	185,00
							polished inox	AVP EWH 31	215,00

*note* IP20, cable length 1,1m, switch on board, bulb Ømax 3cm, with external cable plug (removable), white body, white RAL 9003, red RAL 3002, yellow RAL 1033, blue RAL 5002, also available with UL certification

*Prices without bulb*



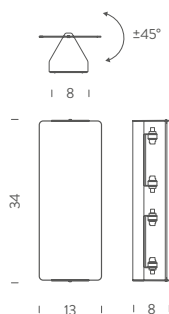


## APPLIQUE À VOLET PIVOTANT LED Charlotte Perriand

version	max power	source	voltage	lum. flux	CCT	switching	finish	code	Euro
	10W	LED board	110-240V	235lm	3000K	ON/OFF	black anodized	AVP LWN 31	215,00
							natural anodized	AVP LWD 31	215,00
							white	AVP LWW 31	230,00
							red	AVP LWR 31	230,00
							yellow	AVP LWG 31	230,00
							blue	AVP LWB 31	230,00
							polished inox	AVP LWH 31	260,00

*note* CRI 85, IP20, white body, white RAL 9003, red RAL 3002, yellow RAL 1033, blue RAL 5002

**ERIC**



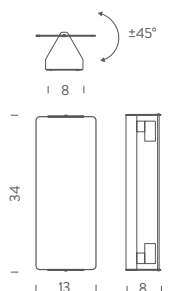
## APPLIQUE À VOLET PIVOTANT DOUBLE Charlotte Perriand

version	max power	source	voltage	lum. flux	CCT	switching	finish	code	Euro
	2x80W	R7s (75mm)	230V			dimmable according to bulb	black anodized	AVP HWN 33	265,00
							natural anodized	AVP HWD 33	265,00
							polished inox	AVP HWH 33	320,00

*note* IP20, indirect orientable, only for horizontal installation

*Prices without bulb*

**ERIC**



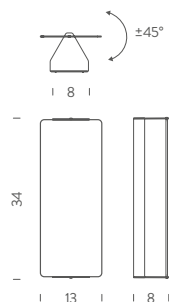
## APPLIQUE À VOLET PIVOTANT DOUBLE Charlotte Perriand

version	max power	source	voltage	lum. flux	CCT	switching	finish	code	Euro
	2x8W	E14	230V			dimmable according to bulb	black anodized	AVP EWN 33	265,00
							natural anodized	AVP EWD 33	265,00
							white	AVP EWW 33	290,00
							red	AVP EWR 33	290,00
							yellow	AVP EWG 33	290,00
							blue	AVP EWB 33	290,00
							polished inox	AVP EWH 33	320,00

*note* IP20, bulb Ømax 3cm, white body, white RAL 9003, red RAL 3002, yellow RAL 1033, blue RAL 5002, also available with UL certification

*Prices without bulb*

**ERIC**

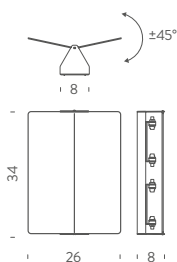


## APPLIQUE À VOLET PIVOTANT DOUBLE LED Charlotte Perriand

version	max power	source	voltage	lum. flux	CCT	switching	finish	code	Euro
	20W	LED board	110-240V	585lm	3000K	ON/OFF	black anodized	AVP LWN 33	305,00
							natural anodized	AVP LWD 33	305,00
							white	AVP LWW 33	330,00
							red	AVP LWR 33	330,00
							yellow	AVP LWG 33	330,00
							blue	AVP LWB 33	330,00
							polished inox	AVP LWH 33	360,00

*note* CRI 85, IP20, white body, white RAL 9003, red RAL 3002, yellow RAL 1033, blue RAL 5002

**ERIC**



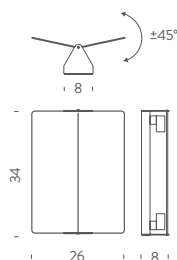
## APPLIQUE À VOLET PIVOTANT PLIÉ Charlotte Perriand

version	max power	source	voltage	lum. flux	CCT	switching	finish	code	Euro
	2x80W	R7s (75mm)	230V			dimmable according to bulb	black anodized	AVP HWN 32	275,00
							natural anodized	AVP HWD 32	275,00

*note* IP20, only for horizontal installation

*Prices without bulb*

**ERIC**



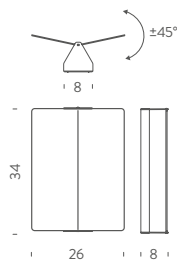
## APPLIQUE À VOLET PIVOTANT PLIÉ Charlotte Perriand

version	max power	source	voltage	lum. flux	CCT	switching	finish	code	Euro
	2x8W	E14	230V			dim according to bulb	black anodized	AVP EWN 32	275,00
							natural anodized	AVP EWD 32	275,00
							white	AVP EWW 32	310,00
							red	AVP EWR 32	310,00
							yellow	AVP EWG 32	310,00
							blue	AVP EWB 32	310,00

*note* IP20, bulb Ømax 3cm, white body, white RAL 9003, red RAL 3002, yellow RAL 1033, blue RAL 5002, also available with UL certification

*Prices without bulb*

**ERIC**

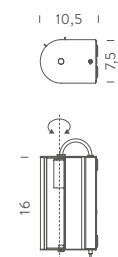


## APPLIQUE À VOILE PIVOTANT PLIÉ LED Charlotte Perriand

version	max power	source	voltage	lum. flux	CCT	switching	finish	code	Euro
	20W	LED board	110-240V	826lm	3000K	ON/OFF	black anodized	AVP LWN 32	310,00
							natural anodized	AVP LWD 32	310,00
							white	AVP LWW 32	340,00
							red	AVP LWR 32	340,00
							yellow	AVP LWG 32	340,00
							blue	AVP LWB 32	340,00

*note* CRI 85, IP20, white body, white RAL 9003, red RAL 3002, yellow RAL 1033, blue RAL 5002

**ERC**



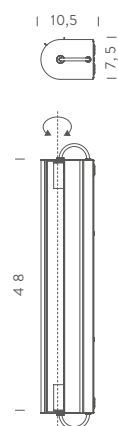
## APPLIQUE CYLINDRIQUE PETITE Charlotte Perriand

version	max power	source	voltage	lum. flux	CCT	switching	finish	code	Euro
	40W	E14	230V			switch on board dimmable according to bulb	pastel blue	CYL EBN 31	310,00
							anthracite grey	CYL ENN 31	310,00
							whitewash	CYL EWW 31	310,00

*note* IP20, orientable, pastel blue RAL 5024, anthracite grey RAL 7016, whitewash RAL 9002, also available with UL certification

*Prices without bulb*

**ERC**



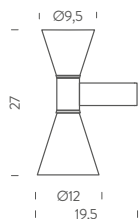
## APPLIQUE CYLINDRIQUE LONGUE Charlotte Perriand

version	max power	source	voltage	lum. flux	CCT	switching	finish	code	Euro
	2x40W	E14	230V			dimmable according to bulb	pastel blue	CYL EBN 32	390,00
							anthracite grey	CYL ENN 32	390,00
							whitewash	CYL EWW 32	390,00

*note* IP20, orientable, pastel blue RAL 5024, anthracite grey RAL 7016, whitewash RAL 9002, also available with UL certification

*Prices without bulb*

**ERC**

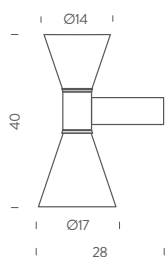


## APPLIQUE DE MARSEILLE MINI Le Corbusier

version	max power	source	voltage	lum. flux	CCT	switching	finish	code	Euro
	2x20W	E14	230V			mono switch dimmable according to bulb	whitewash	AMM EWW 31	225,00
							grey	AMM EDD 31	225,00
							black	AMM ENN 31	225,00

*note* IP20, whitewash RAL 9002, grey RAL 7046, black RAL 7021, whitewash inside the diffusers, also available with UL certification

*Prices without bulb*

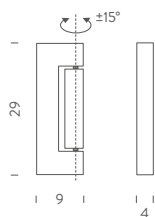


## APPLIQUE DE MARSEILLE Le Corbusier

version	max power	source	voltage	lum. flux	CCT	switching	finish	code	Euro
	2x52W	E27	230V			mono switch dimmable according to bulb	whitewash	ADM EWW 31	380,00
							grey	ADM EDD 31	380,00
							black	ADM ENN 31	380,00

*note* IP20, whitewash RAL 9002, grey RAL 7046, black RAL 7021, whitewash inside the diffusers, also available with UL certification

*Prices without bulb*

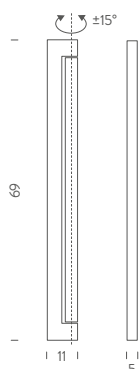


## ARA WALL 29 Ilaria Marelli

version	max power	source	voltage	lum. flux	CCT	switching	finish	code	Euro
	11,5W	linear LED	230V	911lm	2700K	dimmable TRIAC	white/white	ARA LWW 36	275,00
							anthracite/anthracite	ARA LXX 36	290,00
							white/polished	ARA LWL 36	290,00
							anthracite/polished	ARA LXL 36	290,00
							champagne/polished	ARA LDL 36	290,00
					3000K	dimmable TRIAC	white/white	ARA LWW 37	275,00
							anthracite/anthracite	ARA LXX 37	290,00
							white/polished	ARA LWL 37	290,00
							anthracite/polished	ARA LXL 37	290,00
							champagne/polished	ARA LDL 37	290,00

*note* CRI 85, IP20, orientable diffuser, white RAL 9003, black RAL 9005, anthracite RAL 7016



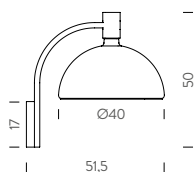


### ARA WALL 69 Ilaria Marelli

version	max power	source	voltage	lum. flux	CCT	switching	finish	code	Euro
	2x16W	LED board	230V	3600lm	3000K	dimmable DALI, push	white/white	ARA LWW 32	520,00
							white/polished	ARA LWL 32	535,00
							anthracite/polished	ARA LXL 32	535,00
							champagne/polished	ARA LDL 32	535,00

*note* CRI 85, IP20, orientable diffuser, white RAL 9003, black RAL 9005, anthracite RAL 7016, champagne RAL9007

**ERIC**

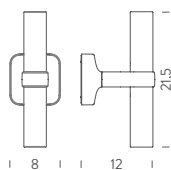


### AS3C F.Albini, F.Helg, A.Piva, M.Albini

version	max power	source	voltage	lum. flux	CCT	switching	finish	code	Euro
	100W	E27	230V			dimmable according to bulb	black/white glass	ALB ENW 31	710,00
							chrome/white glass	ALB EHW 31	865,00

*note* IP20, black RAL 9005, also available with UL certification

**ERIC**



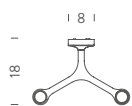
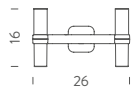
### CROWN APPLIQUE Jehs+Laub

version	max power	source	voltage	lum. flux	CCT	switching	finish	code	Euro
	2x4W	G9 LED	110-240V			dimmable according to bulb	white	CRO HWW 33	150,00
							black	CRO HNW 33	150,00
							gold painted	CRO HGW 33	160,00
							polished aluminium	CRO HLW 33	170,00
							gold plated	CRO HOW 33	190,00
							black plated	CRO HPW 33	200,00

*note* IP20, satin glass diffuser included, kit G9 LED NEMO available in the accessory section, bulb H max: 6cm, white RAL 9003, black RAL 9005

*Prices without bulb*

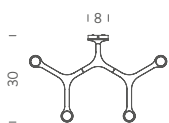
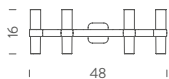


**CROWN 2** Jehs+Laub

version	max power	source	voltage	lum. flux	CCT	switching	finish	code	Euro
	2x60W	G9	110-240V			dimmable according to bulb	white	CRO HWW 31	250,00
							black	CRO HNW 31	250,00
							gold painted	CRO HGW 31	260,00
							polished aluminium	CRO HLW 31	265,00
							gold plated	CRO HOW 31	455,00
							black plated	CRO HPW 31	520,00

*note* IP20, satin glass diffuser included, ribbed transparent diffuser available in the accessory section, kit G9 LED NEMO available in the accessory section, bulb H max: 6cm, white RAL 9003, black RAL 9005, also available with UL certification

*Prices without bulb*

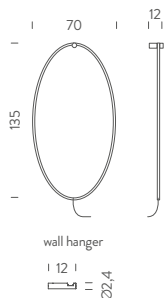
**CROWN 4** Jehs+Laub

version	max power	source	voltage	lum. flux	CCT	switching	finish	code	Euro
	4x60W	G9	110-240V			dimmable according to bulb	white	CRO HWW 32	365,00
							black	CRO HNW 32	365,00
							gold painted	CRO HGW 32	410,00
							polished aluminium	CRO HLW 32	435,00
							gold plated	CRO HOW 32	660,00
							black plated	CRO HPW 32	760,00

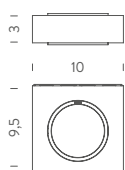
*note* IP20, satin glass diffuser included, ribbed transparent diffuser available in the accessory section, kit G9 LED NEMO available in the accessory section, bulb H max: 6cm, white RAL 9003, black RAL 9005, also available with UL certification

*Prices without bulb*

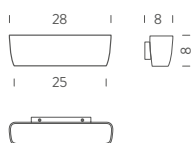


**ELLISSE** Federico Palazzari

version	power	source	voltage	lum. flux	CCT	switching	finish	code	Euro
	66W	linear LED	110-240V	3450lm	2700K	dimmable on cable	black	ELP LNN 21	1060,00
							gold polished anodized	ELP LGN 21	1555,00
<b>accessories</b> wall hanger							gold polished anodized	ELP AGG 31	80,00
<b>note</b> CRI 85, IP20, cable length 5m, black RAL 9005									

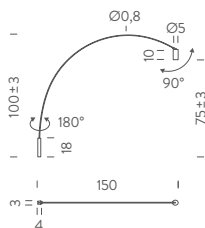
**EAC****FIX** Nemo

version	max power	source	voltage	lum. flux	CCT	switching	finish	code	Euro
	2x6W	LED board	230V	2x380lm	2700K	dimmable TRIAC	white	FIM LWW 3D	150,00
							black	FIM LNW 3D	150,00
							gold	FIM LGT 3D	160,00
							burnished gold	FIM LGW 3D	185,00
100° optic	2x6W	LED board	230V	2x524lm	2700K	dimmable TRIAC	white	FIM LWW 3C	170,00
							black	FIM LNW 3C	170,00
							gold	FIM LGT 3C	180,00
							burnished gold	FIM LGW 3C	205,00
<b>note</b> CRI 85, IP20, also available in 120V, white RAL 9003, black RAL 9005									

**EAC****FLACA** Roberto Paoli

version	max power	source	voltage	lum. flux	CCT	switching	finish	code	Euro
1-10V	24W	2xLED board	110-240V	1246+642lm	3000K	dimmable 1-10V	white	FLA LWW 32	275,00
							anthracite	FLA LXW 32	285,00
							moka	FLA LBW 32	285,00
							champagne	FLA LDW 32	285,00
TRIAC	24W	2xLED board	230V	1246+642lm	3000K	dimmable TRIAC	white	FLA LWW 33	300,00
							anthracite	FLA LXW 33	310,00
							moka	FLA LBW 33	310,00
							champagne	FLA LDW 33	310,00
<b>note</b> CRI 85, IP20, white RAL 9003, anthracite RAL 7016, champagne RAL 9007									

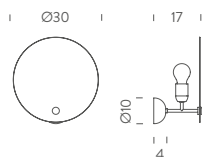
**EAC**



### FOX WALL Bernhard Osann

version	max power	source	voltage	lum. flux	CCT	switching	finish	code	Euro
	15W	LED board	110-240V	839lm	2700K	dimmable on board	black	FOX LN2 31	545,00

*note* CRI 90, IP20, cable length 3,5m, honeycomb accessory included, 90° orientable spot, 180° orientable body, 60° optic, black RAL 9005



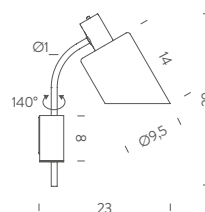
### KUTA Vico Magistretti

version	max power	source	voltage	lum. flux	CCT	switching	finish	code	Euro
	100W	E27	230V			dimmmable according to bulb	white/black diffuser chrome structure	KUT EWN 31	310,00

*note* IP20, white RAL 9003, black RAL 9005

*Prices without bulb*

**ERIC**



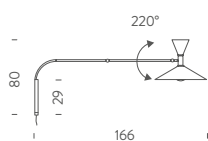
### LAMPE DE BUREAU APPLIQUE Charlotte Perriand

version	max power	source	voltage	lum. flux	CCT	switching	finish	code	Euro
	20W	E14	230V			switch on board	green	LDB EDV 31	295,00
							yellow	LDB EDG 31	295,00
							red	LDB EDR 31	295,00
							blue mare	LDB EDB 31	295,00
							blue grey	LDB EDC 31	295,00
							white	LDB EDW 31	295,00

*note* IP20, cable length 1m, Installation with or without plug, dimmable according to bulb only with direct wall electrical installation, wall cover dark grey RAL7016, body light grey RAL7046, internal glass color white, 140° orientable

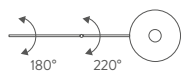
*Prices without bulb*



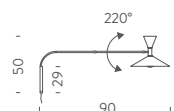
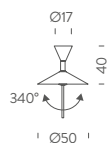


## LAMPE DE MARSEILLE Le Corbusier

version	max power	source	voltage	lum. flux	CCT	switching	finish	code	Euro
	2x70W	E27	230V			double switch on cable	whitewash	LDM EWW 31	720,00
							grey	LDM EDD 31	720,00
							black	LDM ENN 31	720,00



*note* IP20, cable length 1,5+1,3m, orientable, dimmable according to bulb only with direct wall electrical installation, bulb Ø11cm (down)+A60 (up), whitewash RAL 9002, grey RAL 7046, black RAL 7021, whitewash inside the diffusers, also available with UL certification *Prices without bulb*

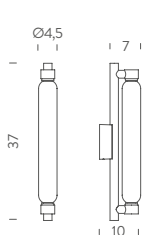
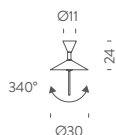


## LAMPE DE MARSEILLE MINI Le Corbusier

version	max power	source	voltage	lum. flux	CCT	switching	finish	code	Euro
	2x46W	E14	230V			mono switch on cable	whitewash	LMM EWW 31	490,00
							grey	LMM EDD 31	490,00
							black	LMM ENN 31	490,00



*note* IP20, cable length 0,4+1,2m, orientable, dimmable according to bulb only with direct wall electrical installation, whitewash RAL 9002, grey RAL 7046, black RAL 7021, whitewash inside the diffusers, also available with UL certification *Prices without bulb*



## LA ROCHE Le Corbusier

version	max power	source	voltage	lum. flux	CCT	switching	finish	code	Euro
IP20	10W	LED board	230V	925lm	2700K	dimmable TRIAC	grey	ROC LDW 31	410,00
							black	ROC LNW 31	410,00
IP45	10W	LED board	230V	925lm	2700K	dimmable TRIAC	grey	ROC LDW 33	430,00
							black	ROC LNW 33	430,00

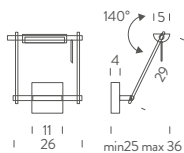
*note* CRI 85, grey RAL 7046, black RAL 7021, also available in 120V





## LINESCAPES CANTILEVERED Nemo


version	max power	source	voltage	lum. flux	CCT	switching	finish	code	Euro
	12W	linear LED	24V DC	475lm	2700K	ON/OFF	white	LIN LW2 34	315,00
					3000K	ON/OFF	white	LIN LWW 34	315,00
<b>accessories</b>	driver for recessed mounting, 110-240v/24V DC, 6,5x5x2							LIN ALI 33	50,00
<b>note</b>	CRI 85, IP20, 340° orientable, side emission, driver not included, recessing box included, wall board for installation included, recessed hole 13x11, depth 9cm, more specifications on appendix section, white RAL 9003								



## LOGO WALL Mario Barbaglia, Marco Colombo

version	max power	source	voltage	lum. flux	CCT	switching	finish	code	Euro
	16W	LED board	110-240V	1380lm	2700K	ON/OFF	black	LOG LNN 31	330,00
<b>note</b>	CRI 85, IP20, orientable 140°, black RAL 9005								

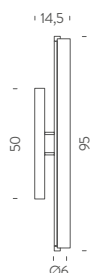
**ERC**

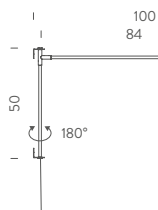


## NORMA Mario Barbaglia, Steve Blackman

version	max power	source	voltage	lum. flux	CCT	switching	finish	code	Euro
25	20W	LED board	110-240V	1800lm	3000K	ON/OFF	chrome/white	NOR LLW 35	355,00
65	17,5W	LED board	230V	1444lm	3000K	dimnable DALI, push	chrome/white	NOR LLW 32	470,00
95	27W	LED board	230V	2400lm	3000K	dimnable 1-10V, push	chrome/white	NOR LLW 33	525,00
<b>note</b>	CRI 85, IP20, horizontal and vertical mounting, 65 and 95 also available in 120V								

(only for 25 version) **ERC**



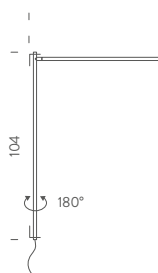


**POTENCE PIVOTANTE MINI** Charlotte Perriand

version	max power	source	voltage	lum. flux	CCT	switching	finish	code	Euro	
	4W	G9 LED (included)	230V	400lm	2700K	switch on cable	black	POM HNW 31	380,00	
							red	POM HRW 31	380,00	
							grey	POM HDW 31	380,00	
accessory	wall electrical installation cover							black	POM ATT 31	55,00
							red	POM ATR 31	55,00	
							grey	POM ATD 31	55,00	



**note** CRI 80, IP20, cable length 2,5m, orientable, cover for direct wall electrical installation (no plug), LED dimmable bulb included, dimmable (only with direct wall electrical installation); more specifications on appendix section, max power allowed: 25W G9 HALO bulb, also available in 120V, black RAL 9005, red RAL 3004, grey RAL7046 *Prices with bulb*



**POTENCE PIVOTANTE** Charlotte Perriand

version	max power	source	voltage	lum. flux	CCT	switching	finish	code	Euro
	8W	E27 LED (included)	230V	900lm	2700K	dimmable on cable according to bulb	black	POT ENW 32	645,00

**note** CRI 80, IP20, cable length 3,2m, orientable, installation with cable and plug, LED dimmable bulb included, max power allowed: 100W E27 LED, black RAL 9005, also available with UL certification *Prices with bulb*



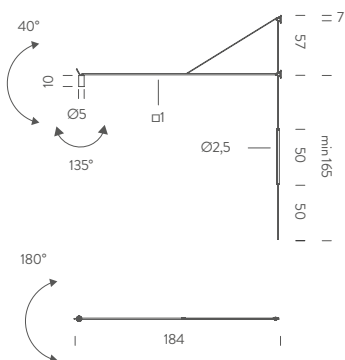
**SWAN** Bernhard Osann

version	max power	source	voltage	lum. flux	CCT	switching	finish	code	Euro
wall	15W	LED board	110-240V	839lm	2700K	dimmable on cable	black	SWA LN2 31	745,00
wall plus	15W	LED board	110-240V	839lm	2700K	dimmable on cable	black	SWA LN2 32	970,00

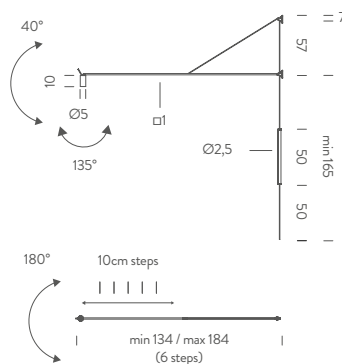
**note** CRI 90, IP20, cable length 3,5m, honeycomb accessory included, 60° optics, the plus version is adjustable from 134cm to 184cm in six 10cm steps, black RAL 9005

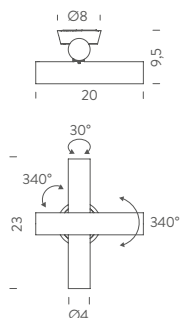


wall



wall plus



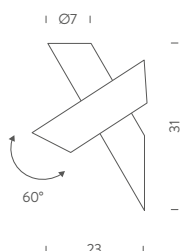


## TUBES 2

Charles Kalpakian

version	max power	source	voltage	lum. flux	CCT	switching	finish	code	Euro
2x4W	LED board	230V	2x190lm	2700K	dimmable TRIAC	whitewash	TTB LWW 35	305,00	
						black	TTB LNW 35	305,00	

*note* CRI 85, IP20, orientable on three axes, white RAL 9003, black RAL 9005, also available in 120V

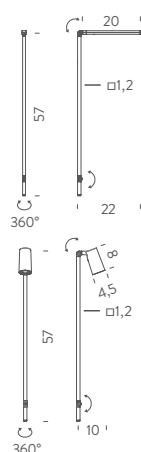


## TUBES LARGE

Charles Kalpakian

version	max power	source	voltage	lum. flux	CCT	switching	finish	code	Euro
2x13W	LED board	230V	2x640lm	2700K	dimmable TRIAC	white/white	TTU LWW 31	455,00	
						white/grey	TTU LWD 31	470,00	
						white/light gold	TTU LWG 31	470,00	

*note* CRI 85, IP20, one element orientable 60°, white RAL 9003, grey RAL 7046, also available in 120V



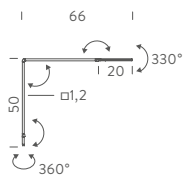
## UNTITLED MINI WALL

Bernhard Osann

version	max power	source	voltage	lum. flux	CCT	switching	finish	code	Euro
linear	7W	linear LED	110-240V	485lm	2700K	dimmable on board	black	UNT LN2 15	205,00
					3000K			UNT LNN 15	205,00
spot	6,5W	LED spot	110-240V	395lm	2700K			UNT LN2 16	225,00
					3000K			UNT LNN 16	225,00

*note* CRI 90, IP20, cable length 2m, 40° optic LED spot, 155° joint rotation, wall fixing sold separately, black RAL 9005, also available with ETL certification

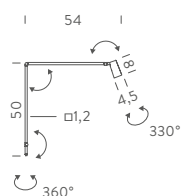




## UNTITLED WALL Bernhard Osann

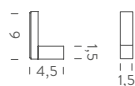
version	max power	source	voltage	lum. flux	CCT	switching	finish	code	Euro
linear	7W	linear LED	110-240V	485lm	2700K	dimmable on board	black	UNT LNN 11	245,00
					3000K			UNT LNN 13	245,00
spot	6,5W	LED spot	110-240V	395lm	2700K			UNT LNN 12	275,00
					3000K			UNT LNN 14	275,00

*note* CRI 90, IP20, cable length 2m, 40° optic LED spot, 155° joint rotation, wall fixing sold separately, black RAL 9005, also available with ETL certification

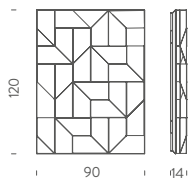


## ACCESSORIES

version	finish	code	Euro
wall fixing	black	UNT ATN 31	50,00



## WALL SHADOWS GRAND Charles Kalpakian

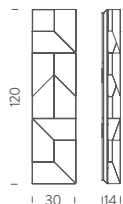


version	max power	source	voltage	lum. flux	CCT	switching	finish	code	Euro
	59W	LED board	110-240V	4640lm	3000K	dimmable 1-10V, push	white	WSH LWW 31	2980,00

*note* CRI 80, IP20, TRIAC version on request (+200€), horizontal and vertical mounting, white RAL 9003



## WALL SHADOWS LONG Charles Kalpakian

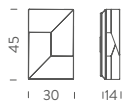


version	max power	source	voltage	lum. flux	CCT	switching	finish	code	Euro
	30W	LED board	110-240V	1050lm	3000K	dimmable 1-10V	white	WSH LWW 34	1320,00

*note* CRI 80, IP20, TRIAC version on request (+200€), horizontal and vertical mounting, white RAL 9003





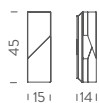


## WALL SHADOWS MOYEN Charles Kalpakian

version	max power	source	voltage	lum. flux	CCT	switching	finish	code	Euro
	11W	LED board	110-240V	445lm	3000K	dimnable 1-10V	white	WSH LWW 33	400,00

*note* CRI 80, IP20, TRIAC version on request (+200€), horizontal and vertical mounting, white RAL 9003

**ERC**

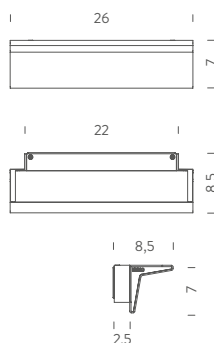


## WALL SHADOWS PETIT Charles Kalpakian

version	max power	source	voltage	lum. flux	CCT	switching	finish	code	Euro
	8W	LED board	110-240V	435lm	3000K	dimnable 1-10V	white	WSH LWW 32	255,00

*note* CRI 80, IP20, TRIAC version on request (+200€), horizontal and vertical mounting, white RAL 9003

**ERC**



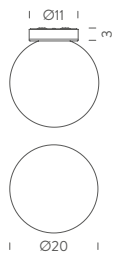
## ZENA Roberto Paoli

version	max power	source	voltage	lum. flux	CCT	switching	finish	code	Euro
IP20	30W	LED board	230V	3000lm	2700K	dimnable TRIAC	white	ZEN LW2 31	240,00
							black	ZEN LN2 31	240,00
					3000K	dimnable TRIAC	white	ZEN LWW 31	240,00
							black	ZEN LNW 31	240,00
IP44	30W	LED board	230V	3000lm	2700K	dimnable TRIAC	white	ZEN LW2 33	280,00
							black	ZEN LN2 33	280,00
					3000K	dimnable TRIAC	white	ZEN LWW 33	280,00
							black	ZEN LNW 33	280,00

*note* CRI 85, white RAL 9003, black RAL 9005



**WALL/CEILING**

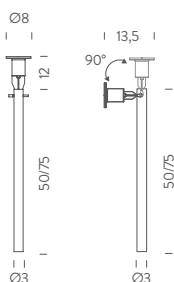


## ASTEROIDE CEILING Nemo

version	max power	source	voltage	lum. flux	CCT	switching	finish	code	Euro
	46W	E14	230V			dimnable according to bulb	chrome/white glass	AST EHW 43	155,00

*note* IP20, also available with UL certification

*Prices without bulb*



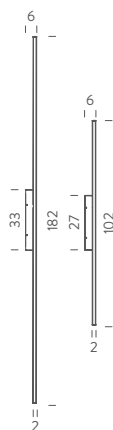
## CANNA NUDA Piero Castiglioni, Roberto Menghi

version	max power	source	voltage	lum. flux	CCT	switching	finish	code	Euro
L50cm	75W	G9	110-240V			dimnable according to bulb	satın nickel	CAN HSW 41	240,00
L75cm	75W	G9	110-240V			dimnable according to bulb	satın nickel	CAN HSW 42	250,00

*note* IP20, kit G9 LED NEMO available in the accessory section, more specifications in the appendix section

*Prices without bulb*

**ERIC**

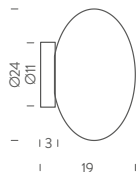


## LINESCAPES WALL Nemo

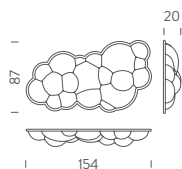
version	max power	source	voltage	lum. flux	CCT	switching	finish	code	Euro
102cm	19W	linear LED	110-240V	1125lm	2700K	dimnable, push	white	LIN LW2 35	365,00
							black	LIN LN2 35	365,00
					3000K	dimnable, push	white	LIN LWD 35	365,00
							black	LIN LND 35	365,00
182cm	33W	linear LED	110-240V	1765lm	2700K	dimnable, push	white	LIN LW2 36	430,00
							black	LIN LN2 36	430,00
					3000K	dimnable, push	white	LIN LWD 36	430,00
							black	LIN LND 36	430,00

*note* CRI 85, IP20, side emission, driver on board, white RAL 9003, black RAL 9005

**ERIC**

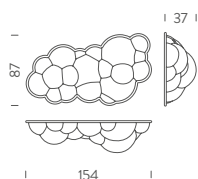
**MAGA** Nemo

version	max power	source	voltage	lum. flux	CCT	switching	finish	code	Euro
	46W	E14	230V			dimnable according to bulb	chrome/white glass	<b>MGA EWW 32</b>	125,00
<i>note</i>	IP20								<i>Prices without bulb</i>

**NUVOLA** Mario Bellini

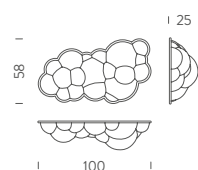
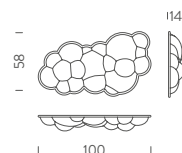
version	max power	source	voltage	lum. flux	CCT	switching	finish	code	Euro
H20	66W	linear LED	110-240V	4500lm	2700K	dimnable 1-10V	white	<b>NUV LWW 33</b>	1030,00
H37	66W	linear LED	110-240V	4500lm	2700K	dimnable 1-10V	white	<b>NUV LWW 34</b>	1145,00

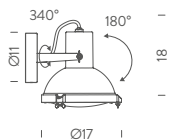
*note* CRI 85, IP20, TRIAC version on request (+200€), DALI version on request (+120€), CASAMBI version on request (+225€)

**NUVOLA MINOR** Mario Bellini

version	max power	source	voltage	lum. flux	CCT	switching	finish	code	Euro
H14	45W	linear LED	110-240V	3000lm	2700K	dimnable 1-10V	white	<b>NUM LWW 32</b>	655,00
H25	45W	linear LED	110-240V	3000lm	2700K	dimnable 1-10V	white	<b>NUM LWW 31</b>	800,00

*note* CRI 85, IP20, TRIAC version on request (+200€), DALI version on request (+120€), CASAMBI version on request (+225€)





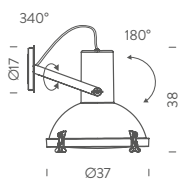
### PROJECTEUR 165 Le Corbusier

version	max power	source	voltage	lum. flux	CCT	switching	finish	code	Euro
IP20	23W	E27 LED/FLUO	230V			dimmable according to bulb	night blue	PRP FDW 31	255,00
							whitesand	PRP FWS 31	255,00
							moka	PRP FMW 31	255,00
IP44	23W	E27 LED/FLUO	230V			dimmable according to bulb	night blue	PRP FDW 32	285,00
							whitesand	PRP FWS 32	285,00
							moka	PRP FMW 32	285,00

*note* orientable, max bulb H 11cm, also available with UL certification (only IP20 version)

*Prices without bulb*

**ERC** (only IP20 version)



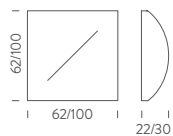
### PROJECTEUR 365 Le Corbusier

version	max power	source	voltage	lum. flux	CCT	switching	finish	code	Euro
IP20	150W	E27	230V			dimmable according to bulb	night blue	PRJ EDW 3A	740,00
							white sand	PRJ EWS 3A	740,00
							moka	PRJ EMS 3A	740,00
IP54	60W	E27	230V			dimmable according to bulb	night blue	PRJ EDW 32	775,00
							white sand	PRJ EWS 32	775,00
							moka	PRJ EMS 32	775,00

*note* orientable, also available with UL certification (only IP20 version)

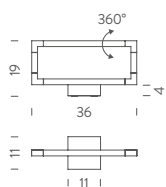
*Prices without bulb*

**ERC** (only IP20 version)



## SAORI Kazuhide Takahama

version	max power	source	voltage	lum. flux	CCT	switching	finish	code	Euro
Q1	75W	E27	230V			dimmable according to bulb	white	SAO EWW 41	310,00
Q2	2x75W	E27	230V			dimmable according to bulb	white	SAO EWW 42	600,00
<i>note</i>	IP20, diffuser in Lycra fabric							<i>Prices without bulb</i>	

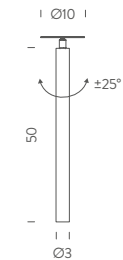


## SPIGOLO Studiocharlie

version	max power	source	voltage	lum. flux	CCT	switching	finish	code	Euro
	14W	linear LED	110-240V	560lm	2700K		white	SPI LW2 31	275,00
							black	SPI LN2 31	275,00
					3000K		white	SPI LWW 31	275,00
							black	SPI LNN 31	275,00
<i>note</i>	CRI 85, IP20, 360° orientable diffuser, white RAL 9003, black RAL 9005								



**CEILING**

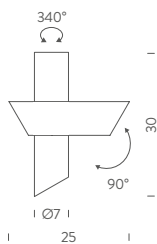


**CANNA NUDA METALLO** Piero Castiglioni, Roberto Menghi

version	max power	source	voltage	lum. flux	CCT	switching	finish	code	Euro
L50cm	6,2W	LED board	110-240V	360lm	3000K	ON/OFF	white	CAM LWW 71	305,00
							chrome	CAM LHH 71	340,00

accessory	canopy for ceiling mounting	finish	code	Euro
		white	COM KWW 41	35,00
		chrome	COM KHH 41	35,00

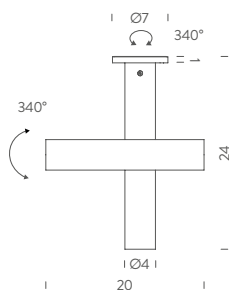
*note* CRI 85, IP20, semi recessed lamp, recessed hole: Ømin4/max6cm, 25° orientable, canopy (accessory) for standard mounting; more specifications on appendix section, white RAL 9003



**TUBES LARGE** Charles Kalpakian

version	max power	source	voltage	lum. flux	CCT	switching	finish	code	Euro
	2x13W	LED board	230V	2x640lm	2700K	dimmable TRIAC	white/white	TTU LWW 41	430,00
							white/grey	TTU LWD 41	430,00
							white/light gold	TTU LWG 41	430,00

*note* CRI 85, IP20, 90°/340° elements orientability, white RAL 9003, grey RAL 7046, also available in 120V



**TUBES CEILING** Charles Kalpakian

version	max power	source	voltage	lum. flux	CCT	switching	finish	code	Euro
	2x4W	LED board	230V	2x190lm	2700K	dimmable TRIAC	whitewash	TTB LWW 42	300,00
							black	TTB LNW 42	300,00

*note* CRI 85, IP20, 340° elements orientability, whitewash RAL 9002, black RAL 9005, also available in 120V



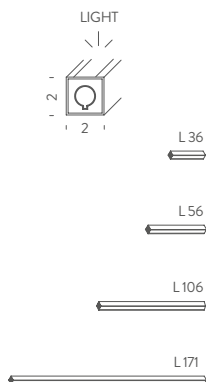


# **THE LINESCAPES SYSTEM**

LINESCAPES SYSTEM Nemo

SEGMENT

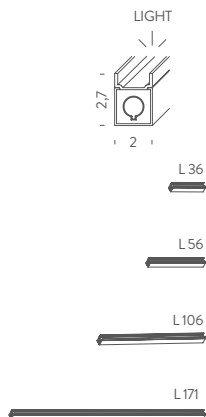
LED



version	max power	source	voltage	lum. flux	CCT	switching	finish	code	Euro
L 36	6W	linear LED	24V DC	335lm	2700K		white	LSS LW8 51	80,00
L 36							black	LSS LN8 51	80,00
L 56	9,5W	linear LED	24V DC	600lm	2700K		white	LSS LW7 51	115,00
L 56							black	LSS LN7 51	115,00
L 106	19W	linear LED	24V DC	1125lm	2700K		white	LSS LW6 51	160,00
L 106							black	LSS LN6 51	160,00
L 171	33W	linear LED	24V DC	1765lm	2700K		white	LSS LW5 51	220,00
L 171							black	LSS LN5 51	220,00
L 36	6W	linear LED	24V DC	335lm	3000K		white	LSS LW4 51	80,00
L 36							black	LSS LN4 51	80,00
L 56	9,5W	linear LED	24V DC	600lm	3000K		white	LSS LW3 51	115,00
L 56							black	LSS LN3 51	115,00
L 106	19W	linear LED	24V DC	1125lm	3000K		white	LSS LW2 51	160,00
L 106							black	LSS LN2 51	160,00
L 171	33W	linear LED	24V DC	1765lm	3000K		white	LSS LW1 51	220,00
L 171							black	LSS LN1 51	220,00

*note* CRI80, IP20, orientable 360°, driver excluded; more specifications on appendix section, white RAL 9003, black RAL 9005

WING



version	max power	source	voltage	lum. flux	CCT	switching	finish	code	Euro
L 36	6W	linear LED	24V DC	335lm	2700K		white	LSS UW8 51	100,00
L 36							black	LSS UN8 51	100,00
L 56	9,5W	linear LED	24V DC	600lm	2700K		white	LSS UW7 51	130,00
L 56							black	LSS UN7 51	130,00
L 106	19W	linear LED	24V DC	1125lm	2700K		white	LSS UW6 51	185,00
L 106							black	LSS UN6 51	185,00
L 171	33W	linear LED	24V DC	1765lm	2700K		white	LSS UW5 51	240,00
L 171							black	LSS UN5 51	240,00
L 36	6W	linear LED	24V DC	335lm	3000K		white	LSS UW4 51	100,00
L 36							black	LSS UN4 51	100,00
L 56	9,5W	linear LED	24V DC	600lm	3000K		white	LSS UW3 51	130,00
L 56							black	LSS UN3 51	130,00
L 106	19W	linear LED	24V DC	1125lm	3000K		white	LSS UW2 51	185,00
L 106							black	LSS UN2 51	185,00
L 171	33W	linear LED	24V DC	1765lm	3000K		white	LSS UW1 51	240,00
L 171							black	LSS UN1 51	240,00

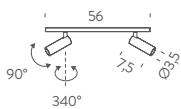
*note* CRI80, IP20, orientable 360°, driver excluded, white wing on white bar / black wing on black bar; more specifications on appendix section, white RAL 9003, black RAL 9005

NO LIGHT



**LINK**

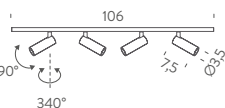
version	finish	code	Euro
36cm	white	LSS BW4 51	55,00
	black	LSS BN4 51	55,00
L 36 56cm	white	LSS BW3 51	75,00
	black	LSS BN3 51	75,00
L 56 106cm	white	LSS BW2 51	95,00
	black	LSS BN2 51	95,00
L 106 171cm	white	LSS BW1 51	120,00
	black	LSS BN1 51	120,00
L 171	<i>note</i> 24V electricity connection, orientable 360°, no light; more specifications on appendix section, white RAL 9003, black RAL 9005		



**SPOT**

version	max power	source	voltage	lum. flux	CCT	switching	finish	code	Euro
spot2 L 56	2x4W	linear LED	24VDC	2x400lm	2700K		white	LSS SW5 51	355,00
							black	LSS SN5 51	355,00
				2x400lm	3000K		white	LSS SW7 51	355,00
							black	LSS SN7 51	355,00
spot4 L 106	4x4W	linear LED	24VDC	4x400lm	2700K		white	LSS SW6 51	650,00
							black	LSS SN6 51	650,00
				4x400lm	3000K		white	LSS SW8 51	650,00
							black	LSS SN8 51	650,00

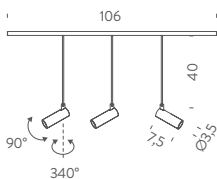
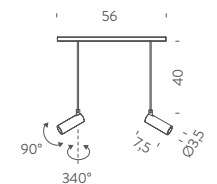
*note* CRI 90, IP20, orientable spot 90°/340°, driver excluded, more specifications on appendix section, white RAL 9003, black RAL 9005



**SPOT TIGE**

version	max power	source	voltage	lum. flux	CCT	switching	finish	code	Euro	
2-spot TIGE L 56	2x4W	linear LED	24VDC	2x400lm	2700K		white	LSS SW1 51	365,00	
							black	LSS SN1 51	365,00	
							3000K	white	LSS SW3 51	365,00
								black	LSS SN3 51	365,00
3-spot TIGE L 106	3x4W	linear LED	24VDC	3x400lm	2700K		white	LSS SW2 51	545,00	
							black	LSS SN2 51	545,00	
							3000K	white	LSS SW4 51	545,00
								black	LSS SN4 51	545,00

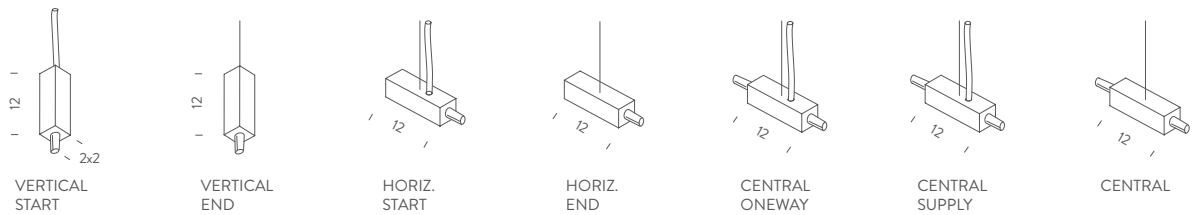
*note* CRI 90, IP20, orientable spot 90°/340°, driver excluded, more specifications on appendix section, white RAL 9003, black RAL 9005



## CONNECTIONS

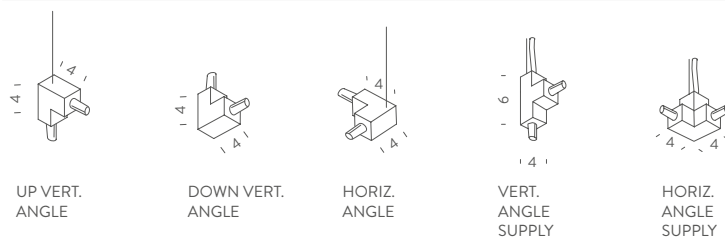
### LINEAR

<i>version</i>	<i>finish</i>	<i>code</i>	<i>Euro</i>
vertical start	white	LSS CW1 51	45,00
	black	LSS CN1 51	45,00
vertical end	white	LSS CW6 51	25,00
	black	LSS CN6 51	25,00
horizontal start	white	LSS CW2 51	45,00
	black	LSS CN2 51	45,00
horizontal end	white	LSS CW3 51	30,00
	black	LSS CN3 51	30,00
central supply	white	LSS CW4 51	45,00
	black	LSS CN4 51	45,00
central	white	LSS CW5 51	30,00
	black	LSS CN5 51	30,00
central oneway	white	LSS CW7 51	35,00
	black	LSS CN7 51	35,00
<i>note</i>	orientable 360°, square section 2x2, cable length 3m, more specifications on appendix section, white RAL 9003, black RAL 9005		



### ANGLES

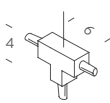
<i>version</i>	<i>finish</i>	<i>code</i>	<i>Euro</i>
up vertical angle	white	LSS AW1 51	40,00
	black	LSS AN1 51	40,00
down vertical angle	white	LSS AW2 51	25,00
	black	LSS AN2 51	25,00
horizontal angle	white	LSS AW3 51	40,00
	black	LSS AN3 51	40,00
vertical angle supply	white	LSS AW4 51	80,00
	black	LSS AN4 51	80,00
horizontal angle supply	white	LSS AW5 51	80,00
	black	LSS AN5 51	80,00
<i>note</i>	orientable 360°, square section 2x2, cable length 3m, more specifications on appendix section, white RAL 9003, black RAL 9005		



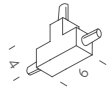
**T-SHAPE**

<i>version</i>	<i>finish</i>	<i>code</i>	<i>Euro</i>
T up vertical	white	LSS TW2 51	65,00
	black	LSS TN2 51	65,00
T down vertical	white	LSS TW1 51	65,00
	black	LSS TN1 51	65,00
T horizontal	white	LSS TW3 51	65,00
	black	LSS TN3 51	65,00

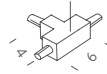
*note* orientable 360°, square section 2x2, cable length max 3m, more specifications on appendix section, white RAL 9003, black RAL 9005



T UP  
VERTICAL



T DOWN  
VERTICAL

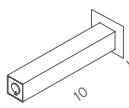


T HORIZONTAL

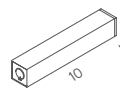
**WALL/CEILING**

<i>version</i>	<i>finish</i>	<i>code</i>	<i>Euro</i>
wall/ceiling start	white	LSS FW3 41	85,00
	black	LSS FN3 41	85,00
wall/ceiling end	white	LSS FW1 41	90,00
	black	LSS FN1 41	90,00
wall/ceiling end + xyz connector	white	LSS FW2 41	95,00
	black	LSS FN2 41	95,00

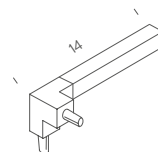
*note* square section 2x2; more specifications on appendix section, white RAL 9003, black RAL 9005



WALL/CEILING  
START



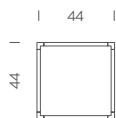
WALL/CEILING  
END



WALL/CEILING END+XYZ  
CONNECTOR

**EXTENSION CABLE KIT**

	<i>dimensions</i>	<i>finish</i>	<i>code</i>	<i>Euro</i>
metal 3m	4xØ0,9		LSS KHH 51	25,00
electric 3m	4x1,2x1,4		LSS KHH 52	40,00



### DESK MATRIX Nemo

#### 44X44 CM

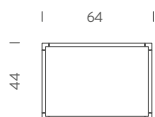
version	max power	source	voltage	lum. flux	CCT	switching	finish	code	Euro		
vertical	24W	linear LED	110-240V	1340lm	2700K	dimmable 1-10V	white	LSV LW2 51	865,00		
							black	LSV LN2 51	865,00		
							3000K	dimmable 1-10V	white	LSV LW3 51	865,00
							black	LSV LN3 51	865,00		
horizontal	24W	linear LED	110-240V	1340lm	2700K	dimmable 1-10V	white	LSH LW2 51	905,00		
							black	LSH LN2 51	905,00		
							3000K	dimmable 1-10V	white	LSH LW3 51	905,00
							black	LSH LN3 51	905,00		

*note* CRI 85, IP20, adjustable cable length 3m, DALI version on request (+120€), orientable lighting bars 360°, white RAL 9003, black RAL 9005

*included* box with power supply 29x5x5cm



box with power supply 29x5x5



#### 64X44 CM

version	max power	source	voltage	lum. flux	CCT	switching	finish	code	Euro		
vertical	31W	linear LED	110-240V	1870lm	2700K	dimmable 1-10V	white	LSV LW2 55	940,00		
							black	LSV LN2 55	940,00		
							3000K	dimmable 1-10V	white	LSV LW3 55	940,00
							black	LSV LN3 55	940,00		
horizontal	31W	linear LED	110-240V	1870lm	2700K	dimmable 1-10V	white	LSH LW2 55	970,00		
							black	LSH LN2 55	970,00		
							3000K	dimmable 1-10V	white	LSH LW3 55	970,00
							black	LSH LN3 55	970,00		

*note* CRI 85, IP20, adjustable cable length 3m, DALI version on request (+120€), orientable lighting bars 360°, white RAL 9003, black RAL 9005

*included* box with power supply 29x5x5cm



box with power supply 29x5x5



#### 114X44 CM


version	max power	source	voltage	lum. flux	CCT	switching	finish	code	Euro		
vertical	50W	linear LED	110-240V	2920lm	2700K	dimmable 1-10V	white	LSV LW2 58	1040,00		
							black	LSV LN2 58	1040,00		
							3000K	dimmable 1-10V	white	LSV LW3 58	1040,00
							black	LSV LN3 58	1040,00		
horizontal	50W	linear LED	110-240V	2920lm	2700K	dimmable 1-10V	white	LSH LW2 58	1075,00		
							black	LSH LN2 58	1075,00		
							3000K	dimmable 1-10V	white	LSH LW3 58	1075,00
							black	LSH LN3 58	1075,00		

*note* CRI 85, IP20, adjustable cable length 3m, DALI version on request (+120€), orientable lighting bars 360°, white RAL 9003, black RAL 9005

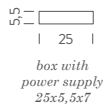
*included* box with power supply 29x5x5cm



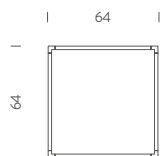
box with power supply 29x5x5



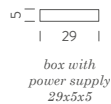
**178X44 CM**



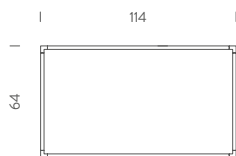
version	max power	source	voltage	lum. flux	CCT	switching	finish	code	Euro	
vertical	78W	linear LED	110-240V	4200lm	2700K	dimmable 1-10V	white	LSV LW2 5A	1225,00	
							black	LSV LN2 5A	1225,00	
						3000K	dimmable 1-10V	white	LSV LW3 5A	1225,00
								black	LSV LN3 5A	1225,00
horizontal	78W	linear LED	110-240V	4200lm	2700K	dimmable 1-10V	white	LSH LW2 5A	1255,00	
							black	LSH LN2 5A	1255,00	
						3000K	dimmable 1-10V	white	LSH LW3 5A	1255,00
								black	LSH LN3 5A	1255,00
note	CRI 85, IP20, adjustable cable length 3m, DALI version on request (+120€), orientable lighting bars 360°, white RAL 9003, black RAL 9005									
included	box with power supply 25x5,5x7cm									



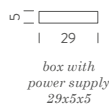
**64X64 CM**




version	max power	source	voltage	lum. flux	CCT	switching	finish	code	Euro	
vertical	38W	linear LED	110-240V	2400lm	2700K	dimmable 1-10V	white	LSV LW2 52	1010,00	
							black	LSV LN2 52	1010,00	
						3000K	dimmable 1-10V	white	LSV LW3 52	1010,00
								black	LSV LN3 52	1010,00
horizontal	38W	linear LED	110-240V	2400lm	2700K	dimmable 1-10V	white	LSH LW2 52	1040,00	
							black	LSH LN2 52	1040,00	
						3000K	dimmable 1-10V	white	LSH LW3 52	1040,00
								black	LSH LN3 52	1040,00
note	CRI 85, IP20, adjustable cable length 3m, DALI version on request (+120€), orientable lighting bars 360°, white RAL 9003, black RAL 9005									
included	box with power supply 29x5x5cm									



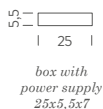
**114X64 CM**



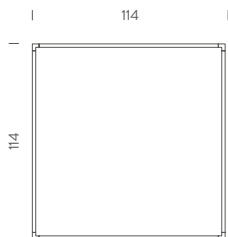
version	max power	source	voltage	lum. flux	CCT	switching	finish	code	Euro	
vertical	57W	linear LED	110-240V	3450lm	2700K	dimmable 1-10V	white	LSV LW2 56	1115,00	
							black	LSV LN2 56	1115,00	
						3000K	dimmable 1-10V	white	LSV LW3 56	1115,00
								black	LSV LN3 56	1115,00
horizontal	57W	linear LED	110-240V	3450lm	2700K	dimmable 1-10V	white	LSH LW2 56	1145,00	
							black	LSH LN2 56	1145,00	
						3000K	dimmable 1-10V	white	LSH LW3 56	1145,00
								black	LSH LN3 56	1145,00
note	CRI 85, IP20, adjustable cable length 3m, DALI version on request (+120€), orientable lighting bars 360°, white RAL 9003, black RAL 9005									
included	box with power supply 29x5x5cm									



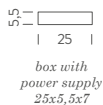
**178X64 CM**



version	max power	source	voltage	lum. flux	CCT	switching	finish	code	Euro	
vertical	85W	linear LED	110-240V	4730lm	2700K	dimmable 1-10V	white	LSV LW2 59	1295,00	
							black	LSV LN2 59	1295,00	
						3000K	dimmable 1-10V	white	LSV LW3 59	1295,00
								black	LSV LN3 59	1295,00
horizontal	85W	linear LED	110-240V	4730lm	2700K	dimmable 1-10V	white	LSH LW2 59	1325,00	
							black	LSH LN2 59	1325,00	
						3000K	dimmable 1-10V	white	LSH LW3 59	1325,00
								black	LSH LN3 59	1325,00
<i>note</i>		CRI 85, IP20, adjustable cable length 3m,DALI version on request (+120€), orientable lighting bars 360°, white RAL 9003, black RAL 9005								
<i>included</i>		box with power supply 25x5,5x7cm								

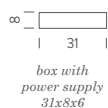



**114X114 CM**



version	max power	source	voltage	lum. flux	CCT	switching	finish	code	Euro	
vertical	76W	linear LED	110-240V	4500lm	2700K	dimmable 1-10V	white	LSV LW2 53	1295,00	
							black	LSV LN2 53	1295,00	
						3000K	dimmable 1-10V	white	LSV LW3 53	1295,00
								black	LSV LN3 53	1295,00
horizontal	76W	linear LED	110-240V	4500lm	2700K	dimmable 1-10V	white	LSH LW2 53	1325,00	
							black	LSH LN2 53	1325,00	
						3000K	dimmable 1-10V	white	LSH LW3 53	1325,00
								black	LSH LN3 53	1325,00
<i>note</i>		CRI 85, IP20, adjustable cable length 3m,DALI version on request (+120€), orientable lighting bars 360°, white RAL 9003, black RAL 9005								
<i>included</i>		box with power supply 25x5,5x7cm								



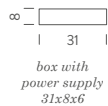



**178X114 CM**

version	max power	source	voltage	lum. flux	CCT	switching	finish	code	Euro	
vertical	104W	linear LED	110-240V	5780lm	2700K	dimmable 1-10V	white	LSV LW2 57	1395,00	
							black	LSV LN2 57	1395,00	
						3000K	dimmable 1-10V	white	LSV LW3 57	1395,00
								black	LSV LN3 57	1395,00
horizontal	104W	linear LED	110-240V	5780lm	2700K	dimmable 1-10V	white	LSH LW2 57	1430,00	
							black	LSH LN2 57	1430,00	
						3000K	dimmable 1-10V	white	LSH LW3 57	1430,00
								black	LSH LN3 57	1430,00

*note* CRI 85, IP20, adjustable cable length 3m, DALI version on request (+120€), orientable lighting bars 360°, white RAL 9003, black RAL 9005

*included* box with power supply 31x8x6cm



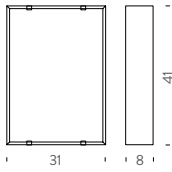
**178X178 CM**

version	max power	source	voltage	lum. flux	CCT	switching	finish	code	Euro	
vertical	132W	linear LED	110-240V	7060lm	2700K	dimmable 1-10V	white	LSV LW2 54	1500,00	
							black	LSV LN2 54	1500,00	
						3000K	dimmable 1-10V	white	LSV LW3 54	1500,00
								black	LSV LN3 54	1500,00
horizontal	132W	linear LED	110-240V	7060lm	2700K	dimmable 1-10V	white	LSH LW2 54	1535,00	
							black	LSH LN2 54	1535,00	
						3000K	dimmable 1-10V	white	LSH LW3 54	1535,00
								black	LSH LN3 54	1535,00

*note* CRI 85, IP20, adjustable cable length 3m, DALI version on request (+120€), orientable lighting bars 360°, white RAL 9003, black RAL 9005

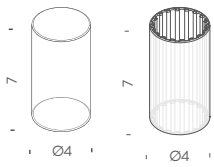
*included* box with power supply 31x8x6cm

# **ACCESSORIES**



**LE CADRE PARFAIT** Le Corbusier

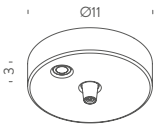
<i>finish</i>	<i>code</i>	<i>Euro</i>
oiled solid beech	CLC SMT 31	340,00
<i>note</i> tempered transparent glass, aluminum anodized brackets		



**KIT GLASS FOR CROWN / KIT VETRI CROWN**

6 pieces / 6 pezzi

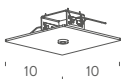
<i>finish</i>	<i>code</i>	<i>Euro</i>
satin	CRO 000 20	55,00
transparent ribbed	CRO 000 10	48,00



**CANOPY / ROSONE**

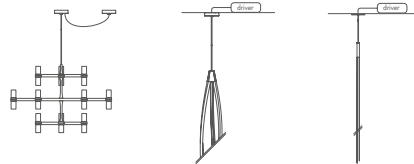
Ø11x3

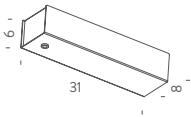
<i>finish</i>	<i>code</i>	<i>Euro</i>
white	ROS KWW 51	35,00
black	ROS KNN 51	35,00
chrome	ROS KHH 51	45,00
gold	ROS KGW 51	60,00
gold plated	ROS KOW 51	65,00
white	LSS PWR 51	55,00
black	LSS PNR 51	55,00



*note* to be used for decentralized solution or remote mounting driver (example below), white RAL 9003, black RAL 9005

*example*





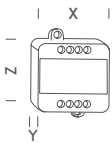
**EMPTY BOX FOR REMOTE LED DRIVERS / BOX VUOTO PER DRIVER LED REMOTO**

31x8x6

<i>finish</i>	<i>code</i>	<i>Euro</i>
white	ROS LWW 51	130,00
black	ROS LNN 51	130,00

*note*

available for all the remote LED drivers from 100W to 240W, dimmable DALI and 1-10V / disponibile per tutti gli alimentatori LED in remoto da 100W a 240W, dimmerabili DALI e 1-10V, white RAL 9003, black RAL 9005



**DIMMER INTERFACE**

**WIRED**

*dimensions x,y,z*

*switching*

*code*

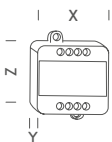
*Euro*

4,4x1,9x5,7

0-10V | 1-10V | PUSH | DALI

DIM LDP 51

105,00



**DIMMER INTERFACE**

**WIRELESS**

*dimensions x,y,z*

*switching*

*code*

*Euro*

4,4x2,5x5,7

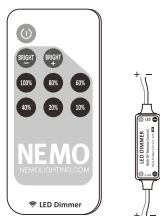
CASAMBI | PUSH

DIM LCP 51

200,00

*note*

on board or external mounting, iOS and Android compatible, set up by customer



**REMOTE CONTROL KIT / KIT PER DIMMERAZIONE IN REMOTO**

*voltage*

*code*

*Euro*

mono channel dimmer for LED with RF (radio frequency) wireless remote control / dimmer monocanale per LED con telecomando RF (radiofrequenza) wireless

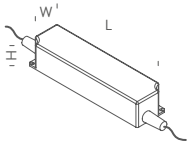
24V

REM 24V 51

45,00

*note*

to be used as dimming solution in place of specific wiring / utilizzabile come soluzione di dimmerazione alternativa al cablaggio specifico used to dim the following pendant lamps (all the codes) / utilizzabile per dimmerare le seguenti sospensioni (tutti i codici): Drop, Ellisse, In the Wind, Kepler, Linescapes, Linescapes System, Spigolo, Titia, Tru



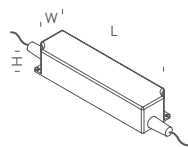
## POWER SUPPLIES / ALIMENTATORI

## 1-10V

<i>LxWxH cm</i>	<i>max power</i>	<i>voltage</i>	<i>switching</i>	<i>code</i>	<i>Euro</i>
14,8x4x3,2	25W	110-240V input, 24V output	dimmmable 1-10V	LIN ALI 32	100,00
16,8x4,3x3,2	60W	110-240V input, 24V output	dimmmable 1-10V	LIN ALI 31	135,00
16x6x3,6	90W	110-240V input, 24V output	dimmmable 1-10V	LIN ALI 34	155,00
22,8x6,8x4	150W	110-240V input, 24V output	dimmmable 1-10V	LIN ALI 35	200,00
22,8x6,8x4	185W	110-240V input, 24V output	dimmmable 1-10V	LIN ALI 36	200,00
24,5x6,8x4	240W	110-240V input, 24V output	dimmmable 1-10V	LIN ALI 37	270,00
25,2x9x4,4	320W	110-240V input, 24V output	dimmmable 1-10V	LIN ALI 38	410,00

note

1-10V solution needs 5 wires to dim / per la dimmerazione tramite 1-10V è necessario un impianto elettrico con 5 cavi



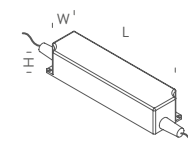
## DALI

<i>LxWxH cm</i>	<i>max power</i>	<i>voltage</i>	<i>switching</i>	<i>code</i>	<i>Euro</i>
20x6,3x3,6	100W	110-240V input, 24V output	dimmmable DALI	LIN ALI 51	190,00
22x6,3x3,6	150W	110-240V input, 24V output	dimmmable DALI	LIN ALI 52	200,00
24,4x7x3,8	200W	110-240V input, 24V output	dimmmable DALI	LIN ALI 53	250,00
24,4x7x3,6	240W	110-240V input, 24V output	dimmmable DALI	LIN ALI 54	280,00

note

DALI solution needs 5 wires to dim / per la dimmerazione tramite DALI è necessario un impianto elettrico con 5 cavi

## IP65



## TRIAC

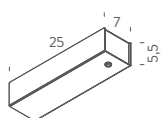
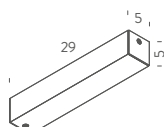
<i>LxWxH cm</i>	<i>max power</i>	<i>voltage</i>	<i>switching</i>	<i>code</i>	<i>Euro</i>
19,5x6x4	96W	120-277V input, 24V output	TRIAC	ALI 096 T1	200,00

note

TRIAC solution needs 3 wires to dim

## IP67


## BOX WITH POWER SUPPLIES



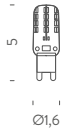
<i>version</i>	<i>max power</i>	<i>voltage</i>	<i>switching</i>	<i>finish</i>	<i>code</i>	<i>Euro</i>
	60W	110-240V	1-10V	white	LSS PW6 51	355,00
				black	LSS PN6 51	355,00
	90W	110-240V	1-10V	white	LSS PW9 51	425,00
				black	LSS PN9 51	425,00

note

additional drivers and accessories available on the basis of a specific project, white RAL 9003, black RAL 9005

**NEMO E27 LED BULB 240V - 2700K**

<i>LxWxH cm</i>	<i>N°</i>	<i>max power</i>	<i>voltage</i>	<i>lum. flux</i>	<i>switching</i>	<i>code</i>	<i>Euro</i>
Ø12,5x17	1 piece	8W	240V	900lm	dimmbable according to dimmer specification	LED D27 00	55,00
<i>note</i>	white globe bulb,						

**NEMO G9 LED KIT - 230V****2700K**

<i>LxWxH cm</i>	<i>N°</i>	<i>max power</i>	<i>voltage</i>	<i>lum. flux</i>	<i>switching</i>	<i>code</i>	<i>Euro</i>
Ø1,6x5	6 pieces	2,2W each	230V	200lm	dimmbable according to dimmer specification	LED D02 72	100,00
	12 pieces					LED D02 73	200,00
	30 pieces					LED D02 74	500,00

**3000K**

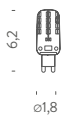
Ø1,6x5	6 pieces	2,2W each	230V	220lm	dimmbable according to dimmer specification	LED D03 02	100,00
	12 pieces					LED D03 03	200,00
	30 pieces					LED D03 04	500,00

**NEMO G9 LED KIT - 120V****2700K**

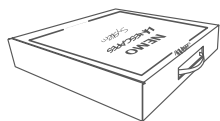
<i>LxWxH cm</i>	<i>N°</i>	<i>max power</i>	<i>voltage</i>	<i>lum. flux</i>	<i>switching</i>	<i>code</i>	<i>Euro</i>
Ø1,6x5	6 pieces	2,2W each	120V	200lm	dimmbable according to dimmer specification	LED D62 71	135,00

**3000K**

Ø1,6x5	6 pieces	2,2W each	120V	220lm	dimmbable according to dimmer specification	LED D63 01	135,00
<i>note</i>	CRI 80						

**NEMO G9 4W LED KIT**

<i>LxWxH cm</i>	<i>N°</i>	<i>max power</i>	<i>source</i>	<i>voltage</i>	<i>lum. flux</i>	<i>CCT</i>	<i>code</i>	<i>Euro</i>
Ø1,8x6,2	2 pieces	4W each	G9 LED bulb	230V	400lm	2700K	LED D02 75	40,00
						3000K	LED D03 05	40,00
				120V	400lm	2700K	LED D62 75	40,00
						3000K	LED D63 05	40,00
<i>note</i>	dimmbable according to dimmer specification							

**NEMO LINESCAPES SYSTEM BOX PRESENTATION KIT**

<i>LxWxH cm</i>	<i>N°</i>	<i>component / finish</i>	<i>code</i>	<i>Euro</i>
54x36x9		2 segment LED, 1 horizontal end, 1 vertical start, 1 driver+plug	LSS VAL 99	204,00

**NEMO CROWN FINISH BOX PRESENTATION KIT**

<i>LxWxH cm</i>	<i>N°</i>	<i>component / finish</i>	<i>code</i>	<i>Euro</i>
10x6,5x8,5	6 pieces in each box 6 pezzi in ogni scatola	crown finish sample (white, black, polished, gold, gold plated, black plated)	BOX CRO 00	60,00

**NEMO CROWN GLASS FINISH BOX PRESENTATION KIT**

<i>LxWxH cm</i>	<i>N°</i>	<i>component / finish</i>	<i>code</i>	<i>Euro</i>
10x6,5x8,5	2 pieces each box 2 pezzi in ogni scatola	1 satinated and 1 striped glass sample	BOX CRO 69	27,00

**NEMO FINISH BOX PRESENTATION KIT**

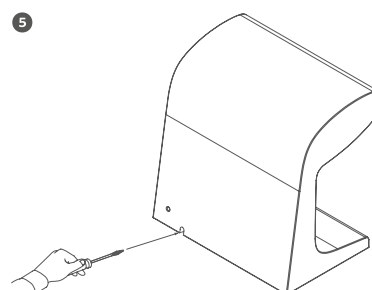
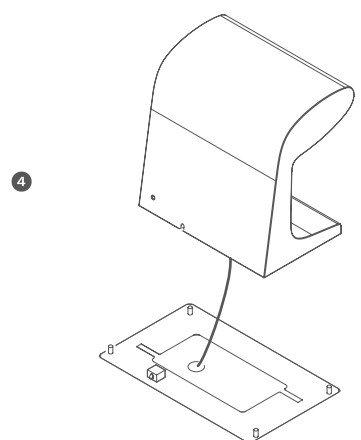
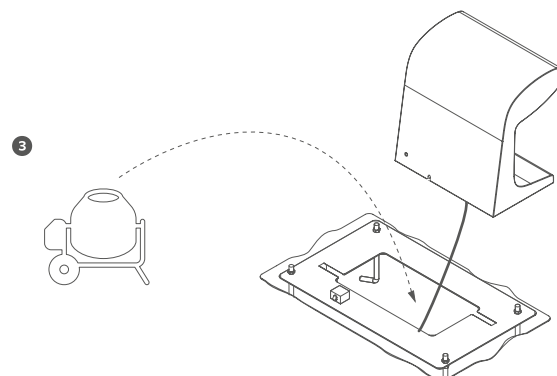
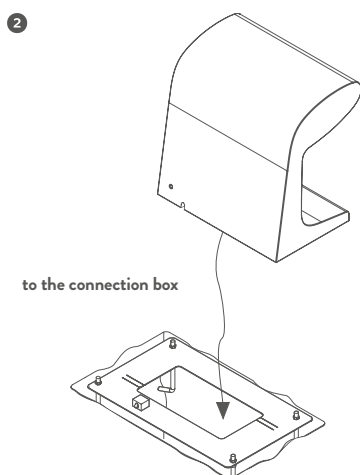
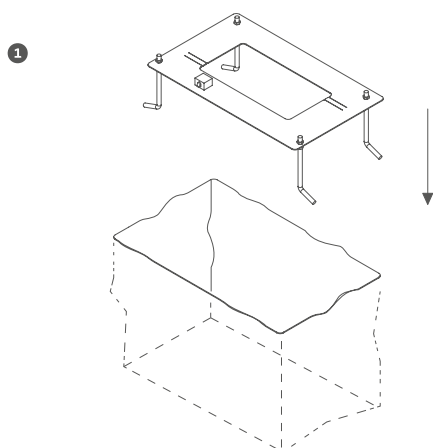
<i>LxWxH cm</i>	<i>N°</i>	<i>component / finish</i>	<i>code</i>	<i>Euro</i>
10x6,5x8,5	9 pieces each box 9 pezzi in ogni scatola	ellisse finish sample (white, black, polished aluminium, gold painted, gold polished anodized) / tru/in the wind finish sample (white, black, titan grey, gold painted)	BOX COM 009	60,00

# APPENDIX



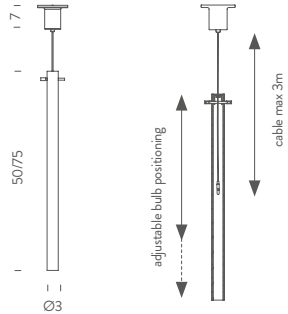
## BORNE BÉTON OUTDOOR

Floor mounting with vandal proof fixing plate / Montaggio a terra con accessorio antivandalo



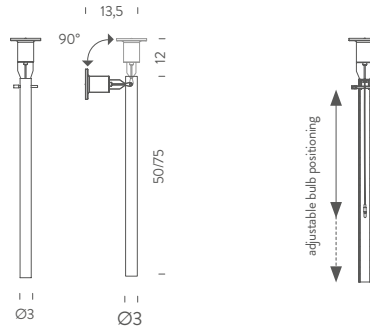
### CANNA NUDA PENDANT

Adjustable glass and cable length / Altezza del vetro e lunghezza del cavo regolabile



### CANNA NUDA CEILING/WALL

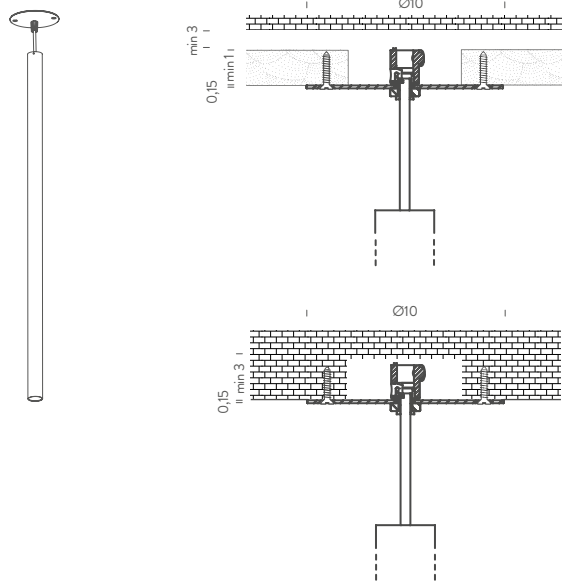
Adjustable glass and cable length / Altezza del vetro e lunghezza del cavo regolabile



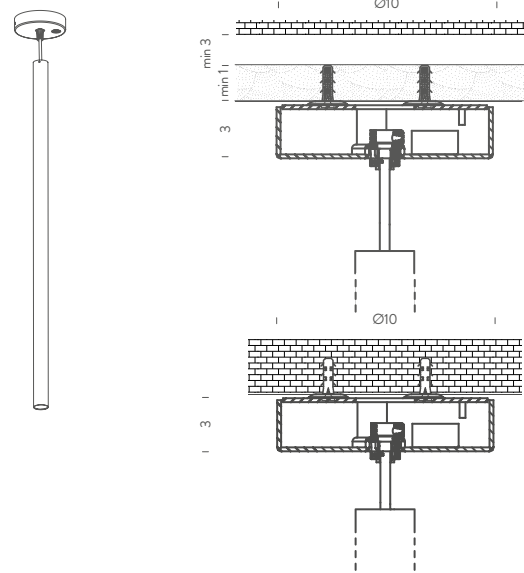
### CANNA NUDA METALLO PENDANT

Ømin4 / max6cm x Hmin3

Standard version, mounting on plasterboard and concrete  
Versione standard, montaggio su cartongesso e muratura



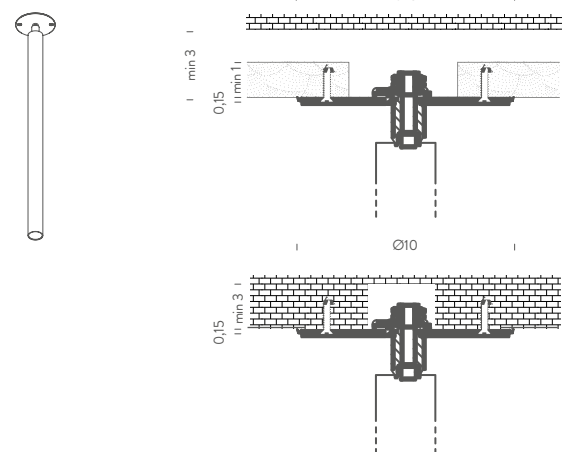
Version with canopy accessory, mounting on plasterboard and concrete  
Versione con accessorio rosone, montaggio su cartongesso e muratura



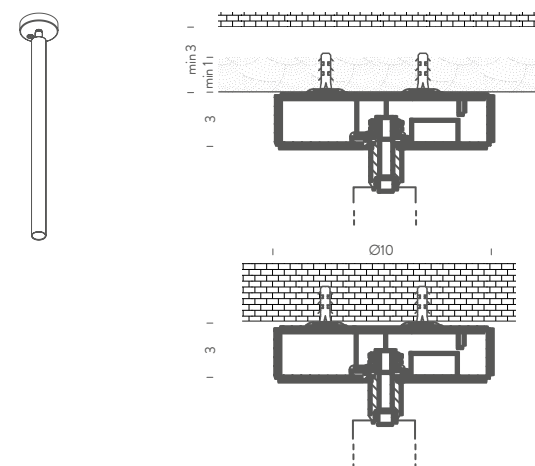
### CANNA NUDA METALLO CEILING

Ømin4 / max6cm

Standard version, mounting on plasterboard and concrete  
Versione standard, montaggio su cartongesso e muratura



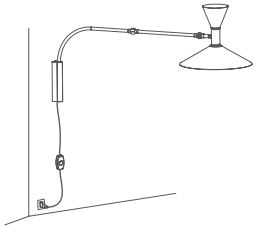
Version with canopy accessory, mounting on plasterboard and concrete  
Versione con accessorio rosone, montaggio su cartongesso e muratura



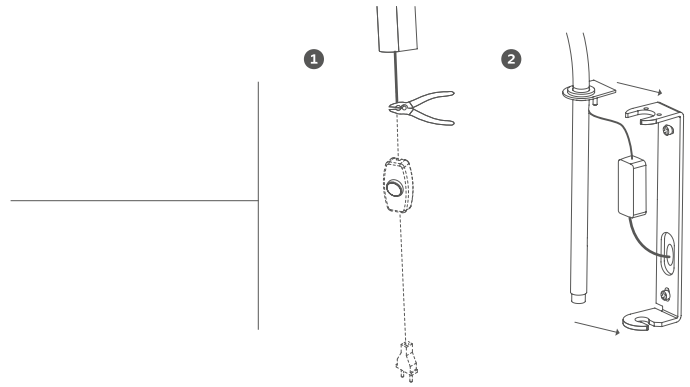
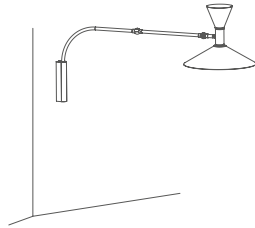
## LAMPE DE MARSEILLE / LAMPE DE MARSEILLE MINI

Mounting with cable and switch / direct electrical connection  
 Montaggio con cavo e interruttore / installazione diretta

Wall mounting with cable and switch  
 Montaggio a parete con cavo e interruttore



Wall mounting with cable and switch  
 Montaggio a parete con cavo e interruttore



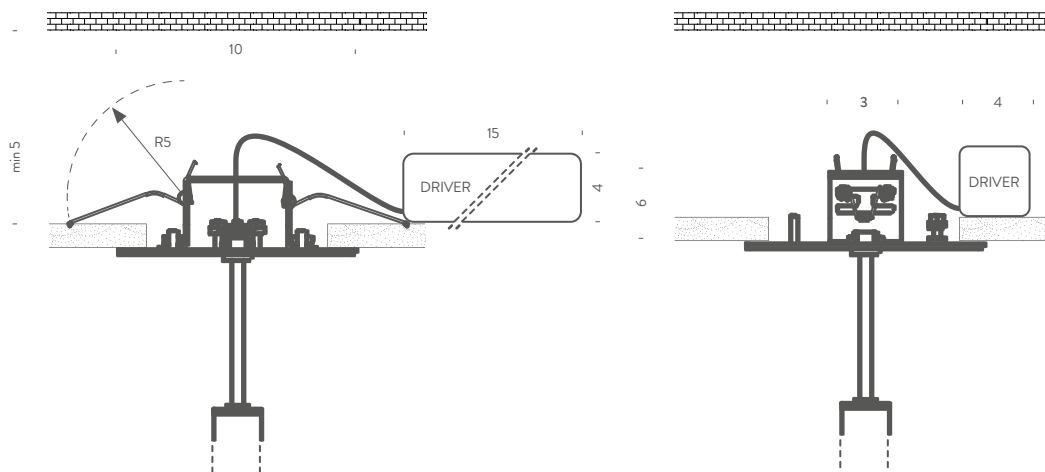
## LINESCAPES PENDANT VERTICAL

Sections for recessed pendant mounting (plasterboard) / Sezioni per installazione versione incasso sospesa (cartongesso)

Ø8 x H min 4



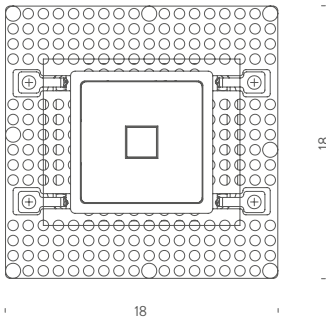
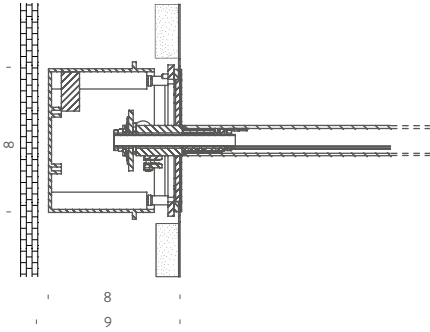
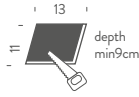
Recessed pendant mounting, frontal and side view  
 Montaggio versione incasso sospesa, vista frontale e laterale



## LINESCAPES CANTILEVERED

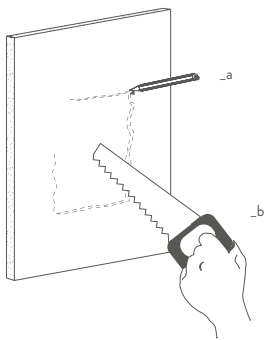
Sections for recessed cantilevered mounting (plasterboard and concrete) / Sezioni per installazione versione incasso a sbalzo (cartongesso e muratura)

Recessed cantilever mounting on plasterboard, side and front view  
Montaggio incasso a sbalzo su cartongesso, vista laterale e frontale

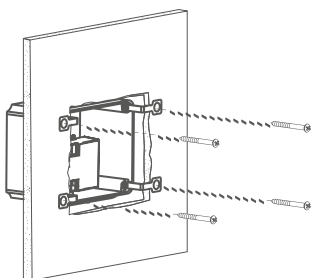


Mounting on plasterboard / Installazione su cartongesso

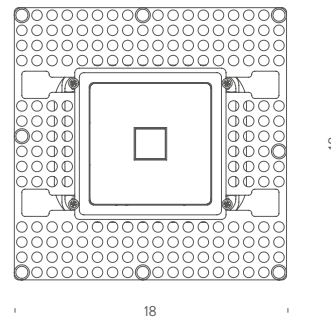
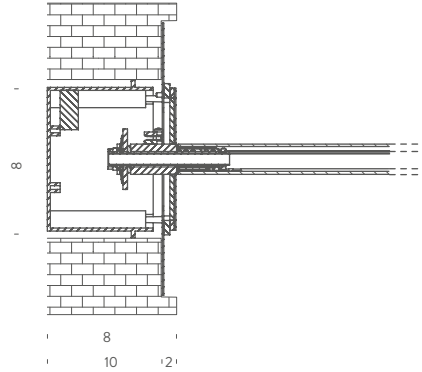
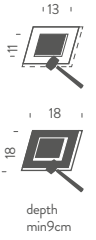
1 A



2 A

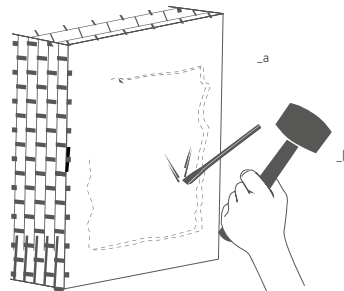


Recessed cantilever mounting on concrete, side and front view  
Montaggio incasso a sbalzo su muratura, vista laterale e frontale

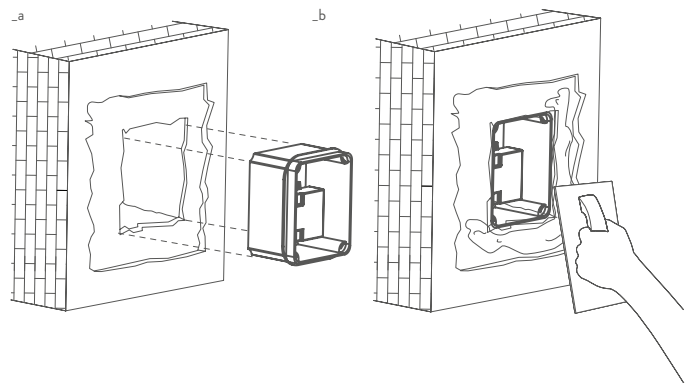




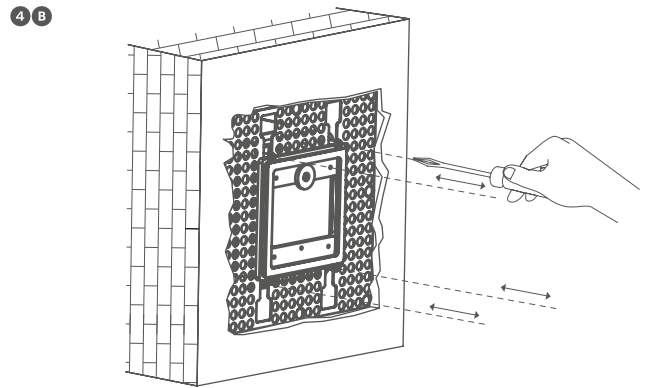
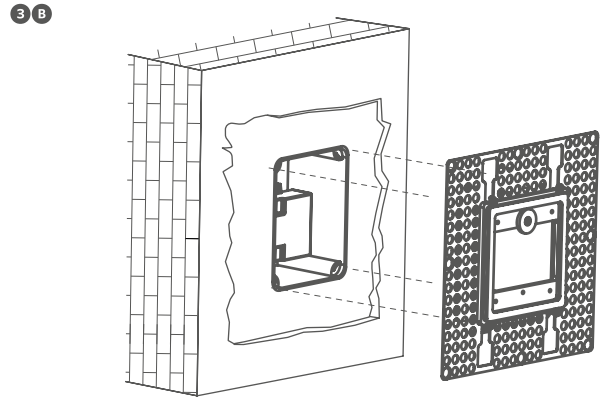
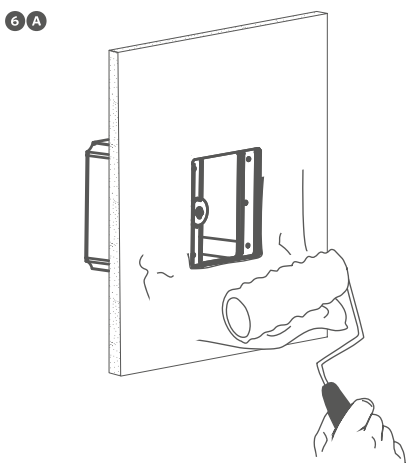

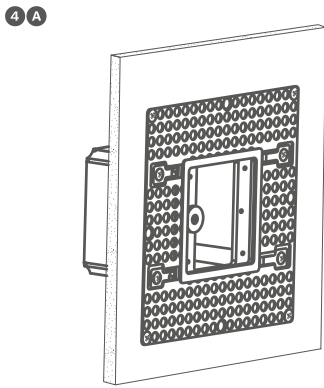
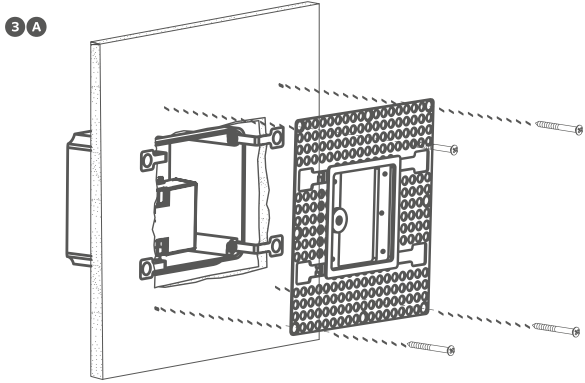
Mounting on concrete / Installazione su muratura

1 B

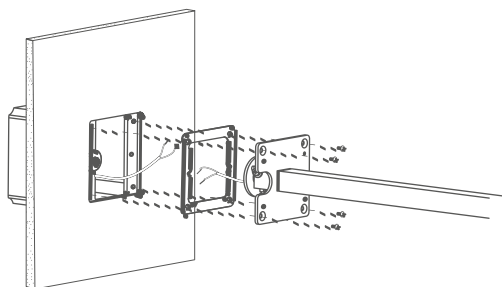


2 B

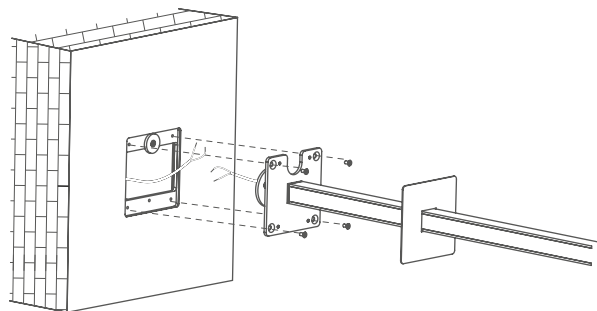




7 A

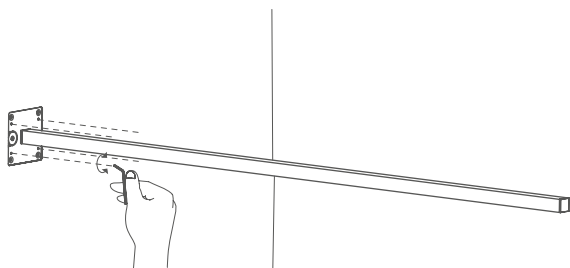


7 B

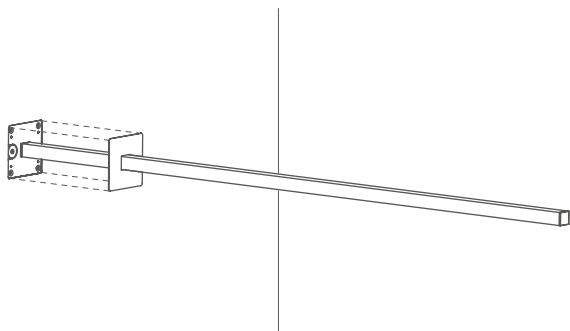


Setting for the perpendicularity of the lamp to the wall / Regolazione per la perpendicolarità della lampada al muro

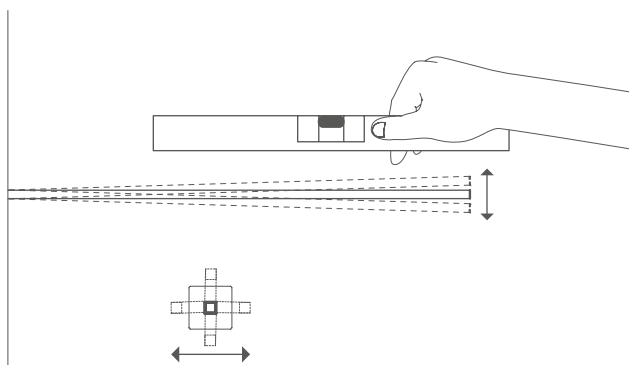
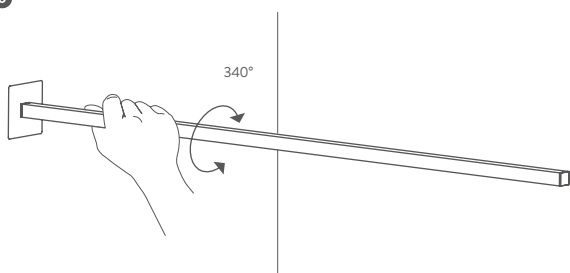
8



9



10




## LINESCAPES SYSTEM

ABACUS OF CONNECTIONS AND POWER SUPPLIES  
 ABACO DELLE CONNESSIONI E ALIMENTATORI

### LED SEGMENTS

- |   |   |   |   |
|---|---|---|---|
| 170cm - 33W - 3000K<br>● LSS LN1 51 black<br>○ LSS LW1 51 white | 106cm - 19W - 3000K<br>● LSS LN2 51 black<br>○ LSS LW2 51 white | 56cm - 9,5W - 3000K<br>● LSS LN3 51 black<br>○ LSS LW3 51 white | 36cm - 6W - 3000K<br>● LSS LN4 51 black<br>○ LSS LW4 51 white |
| 170cm - 33W - 2700K<br>● LSS LN5 51 black<br>○ LSS LW5 51 white | 106cm - 19W - 2700K<br>● LSS LN6 51 black<br>○ LSS LW6 51 white | 56cm - 9,5W - 2700K<br>● LSS LN7 51 black<br>○ LSS LW7 51 white | 36cm - 6W - 2700K<br>● LSS LN8 51 black<br>○ LSS LW8 51 white |




### WING SEGMENTS

- |   |   |   |   |
|---|---|---|---|
| 170cm - 33W - 3000K<br>● LSS UN1 51 black<br>○ LSS UW1 51 white | 106cm - 19W - 3000K<br>● LSS UN2 51 black<br>○ LSS UW2 51 white | 56cm - 9,5W - 3000K<br>● LSS UN3 51 black<br>○ LSS UW3 51 white | 36cm - 6W - 3000K<br>● LSS UN4 51 black<br>○ LSS UW4 51 white |
| 170cm - 33W - 2700K<br>● LSS UN5 51 black<br>○ LSS UW5 51 white | 106cm - 19W - 2700K<br>● LSS UN6 51 black<br>○ LSS UW6 51 white | 56cm - 9,5W - 2700K<br>● LSS UN7 51 black<br>○ LSS UW7 51 white | 36cm - 6W - 2700K<br>● LSS UN8 51 black<br>○ LSS UW8 51 white |



### CONNECTION SEGMENTS

- |   |   |  |  |
|---|---|--|--|
| 170cm<br>● LSS BN1 51 black<br>○ LSS BW1 51 white | 106cm<br>● LSS BN2 51 black<br>○ LSS BW2 51 white | 56cm<br>● LSS BN3 51 black<br>○ LSS BW3 51 white | 36cm<br>● LSS BN4 51 black<br>○ LSS BW4 51 white |
|---|---|--|--|



### SPOT SEGMENTS

#### SPOT TIGE3 106cm

- LSS SN2 51 black
- LSS SW2 51 white

#### SPOT TIGE2 56cm

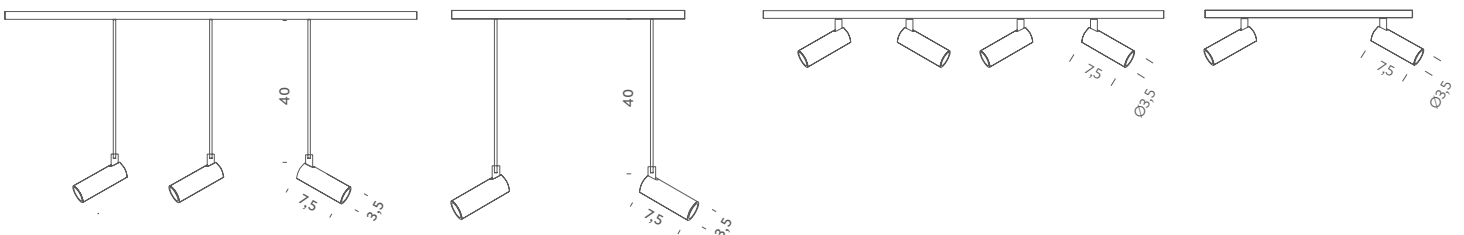
- LSS SN1 51 black
- LSS SW1 51 white

#### SPOT4 106cm

- LSS SN6 51 black
- LSS SW6 51 white

#### SPOT2 56cm

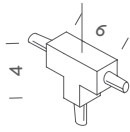
- LSS SN5 51 black
- LSS SW5 51 white



**CONNECTIONS**

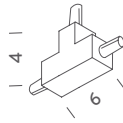
**T UP VERTICAL**

- LSS TN2 51 black
- LSS TW2 51 white



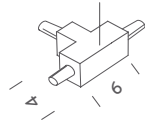
**T DOWN VERTICAL**

- LSS TN1 51 black
- LSS TW1 51 white



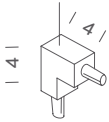
**T HORIZONTAL**

- LSS TN3 51 black
- LSS TW3 51 white



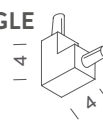
**UP VERTICAL ANGLE**

- LSS AN1 51 black
- LSS AW1 51 white



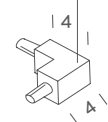
**DOWN VERTICAL ANGLE**

- LSS AN2 51 black
- LSS AW2 51 white



**HORIZONTAL ANGLE**

- LSS AN3 51 black
- LSS AW3 51 white



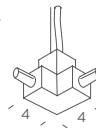
**VERTICAL ANGLE SUPPLY**

- LSS AN4 51 black
- LSS AW4 51 white



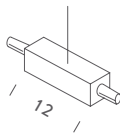
**HORIZONTAL ANGLE SUPPLY**

- LSS AN5 51 black
- LSS AW5 51 white



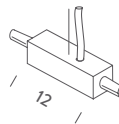
**CENTRAL**

- LSS CN5 51 black
- LSS CW5 51 white



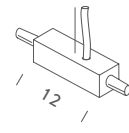
**CENTRAL ONE WAY**

- LSS CN7 51 black
- LSS CW7 51 white



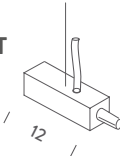
**CENTRAL SUPPLY**

- LSS CN4 51 black
- LSS CW4 51 white



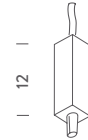
**HORIZONTAL START**

- LSS CN2 51 black
- LSS CW2 51 white



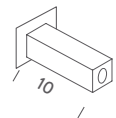
**VERTICAL START**

- LSS CN1 51 black
- LSS CW1 51 white



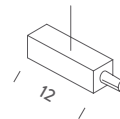
**WALL CEILING START**

- LSS FN3 41 black
- LSS FW3 41 white



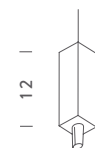
**HORIZONTAL END**

- LSS CN3 51 black
- LSS CW3 51 white



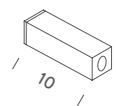
**VERTICAL END**

- LSS CN6 51 black
- LSS CW6 51 white



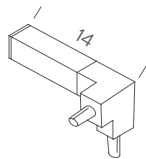
**WALL CEILING END**

- LSS FN1 41 black
- LSS FW1 41 white



**WALL CEILING END + XYZ**

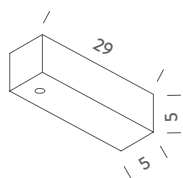
- LSS FN2 41 black
- LSS FW2 41 white



**ACCESSORIES**

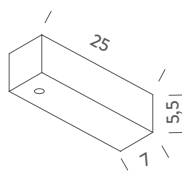
**POWER SUPPLY 60W 1-10V**

- LSS PN6 51 black
- LSS PW6 51 white



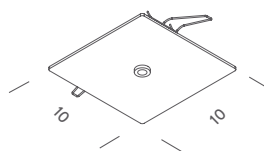
**POWER SUPPLY 90W 1-10V**

- LSS PN9 51 black
- LSS PW9 51 white



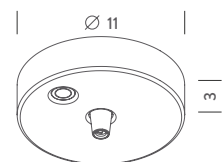
**CEILING PLATE**

- LSS PNR 51 black
- LSS PWR 51 white



**CANOPY**

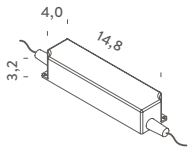
- ROS KNN 51 black
- ROS KWW 51 white



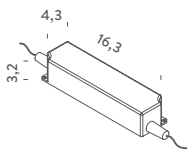


REMOTE DRIVERS

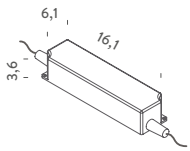
1-10V



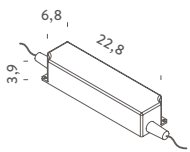
25W / LIN ALI 32



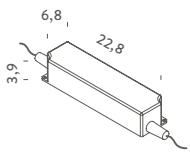
60W / LIN ALI 31



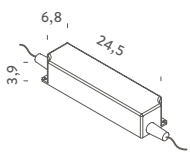
90W / LIN ALI 34



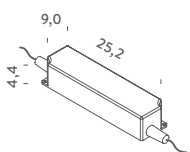
150W / LIN ALI 35



185W / LIN ALI 36

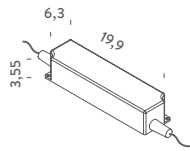


240W / LIN ALI 37

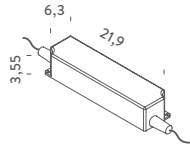


320W / LIN ALI 38

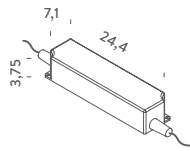
DALI



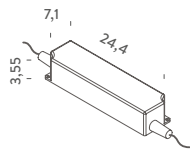
100W / LIN ALI 51



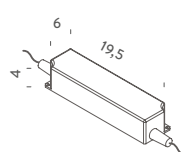
150W / LIN ALI 52



200W / LIN ALI 53

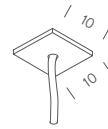


240W / LIN ALI 54



96W / ALI 096 T1

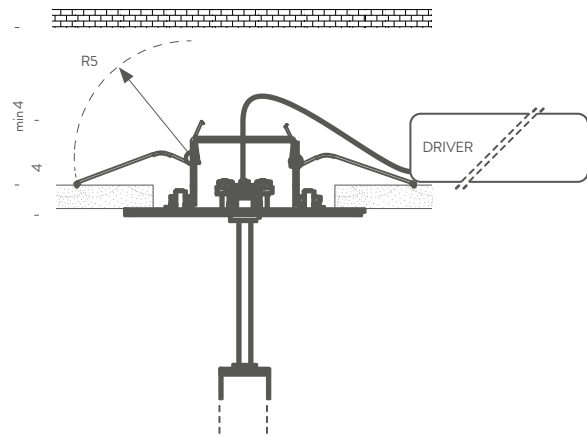
ceiling plate



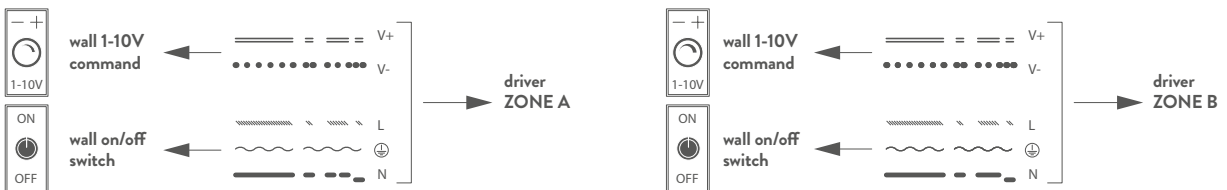
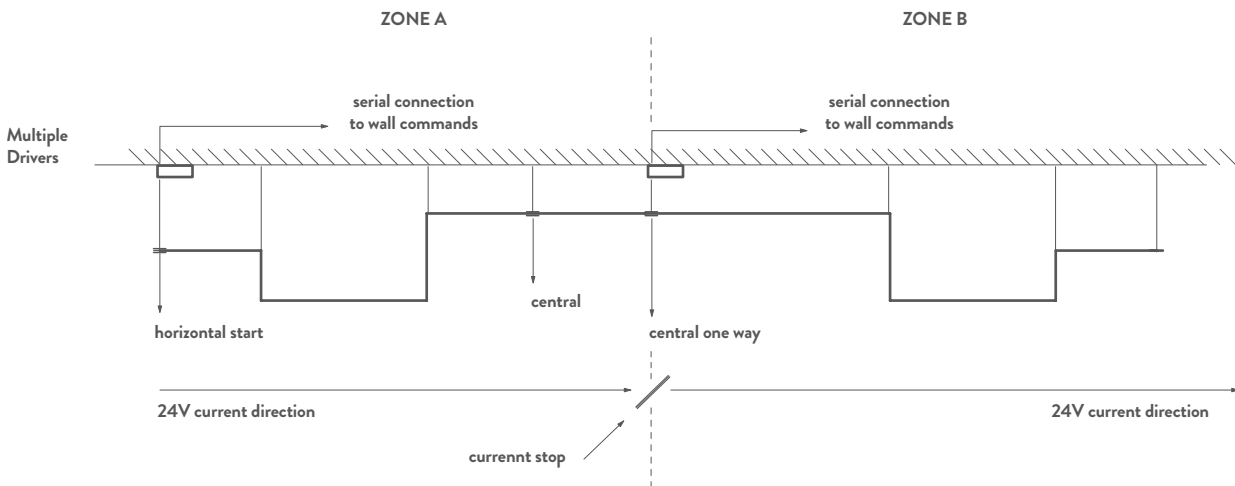
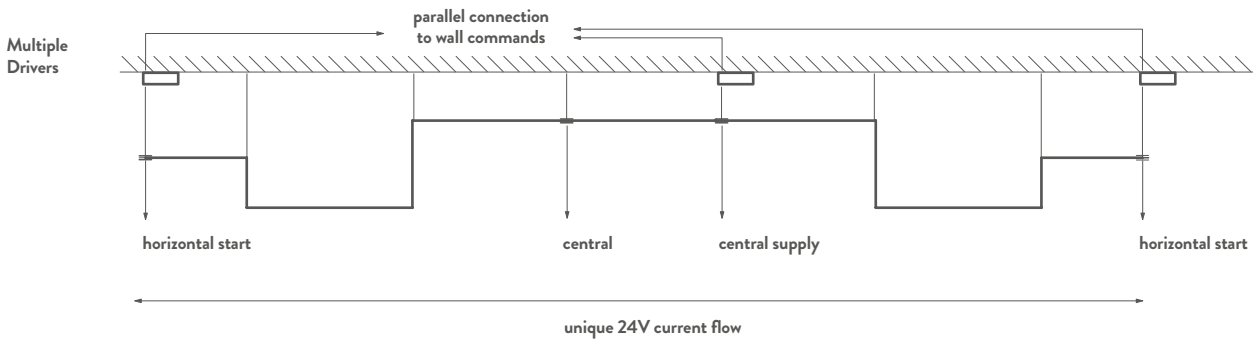
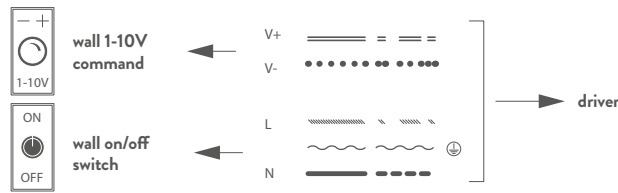
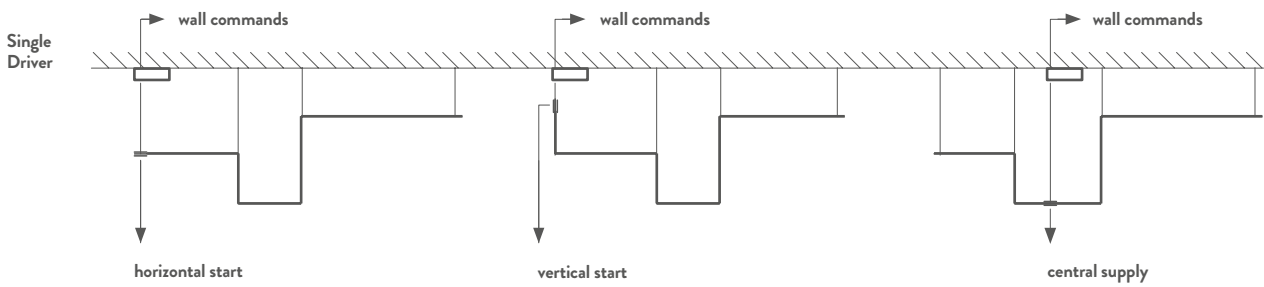
min Ø7,5 / max Ø9  
x Hmin4cm



Section for ceiling plate mounting on plasterboard  
Sezione per installazione ceiling plate su cartongesso

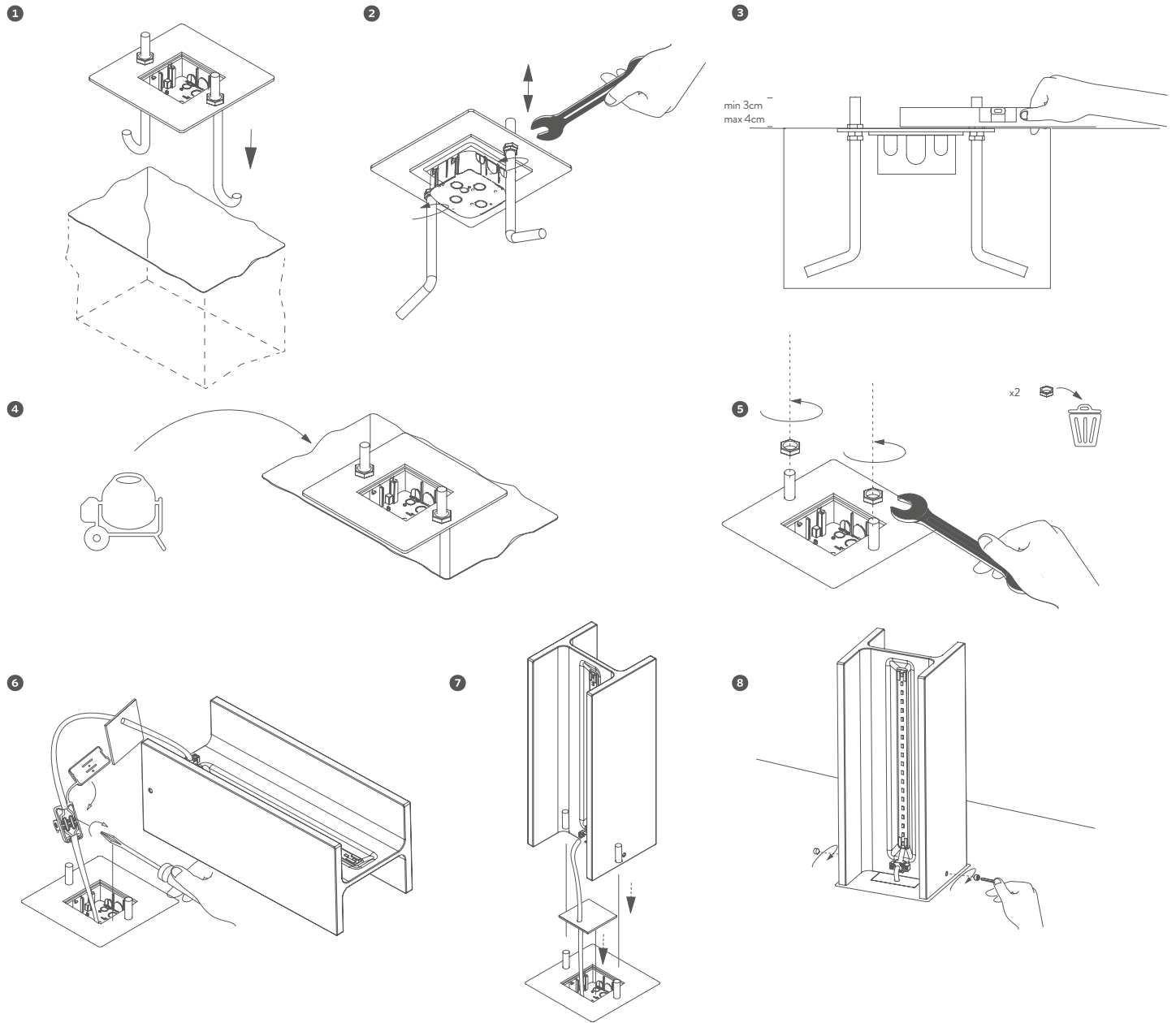


ELECTRICAL CONNECTIONS  
CONNESSIONI ELETTRICHE



## MAIS PLUS QUE CE LA JE NE PEUX PAS

Floor mounting with vandal proof fixing plate / Montaggio a terra con accessorio antivandalo

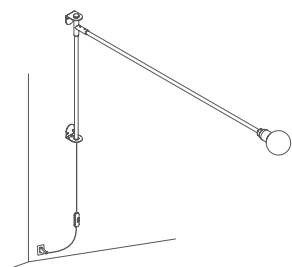


For more information please refer to the assembly instructions supplied with the lamp / Per maggiori informazioni si prega di leggere il libretto di montaggio in dotazione con la lampada

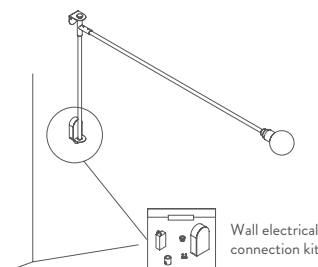
## POTENCE PIVOTANTE MINI

Standard mounting with cable and switch / mounting with wall electrical connection kit  
 Montaggio standard / montaggio con kit installazione elettrica a parete

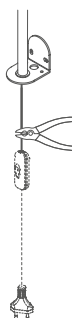
Mounting with cable and switch  
 Montaggio a parete con cavo e interruttore



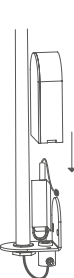
Mounting with wall electrical connection kit, dimmable  
 Montaggio con kit installazione elettrica a parete, dimmerabile con comando a parete



1



2



# **CODES LIST**

pag	product	variation	codes	
35	AM1N	E27	ALB ENW 14	ALB EHW 14
05	AM2C	E27	ALB EHW 22	
	AM2Z	E27	ALB EHH 22	
14	AM4C	E27	ALB EHW 53	ALB ENW 53
	AM4Z	E27	ALB EHH 53	
	ANITA	E27	ANI EHW 51	
43	APPLIQUE À VOLET PIVOTANT	R7S HALO	AVP HWN 31	AVP HWD 31 AVP HWH 31
	APPLIQUE À VOLET PIVOTANT	E14	AVP EWN 31	AVP EWD 31 AVP EWW 31 AVP EWR 31 AVP EWG 31 AVP EWB 31 AVP EWH 31
44	APPLIQUE À VOLET PIVOTANT	LED	AVP LWN 31	AVP LWD 31 AVP LWW 31 AVP LWR 31 AVP LWG 31 AVP LWB 31 AVP LWH 31
	APPLIQUE À VOLET PIVOTANT DOUBLE	R7S HALO	AVP HWN 33	AVP HWD 33 AVP HWH 33
	APPLIQUE À VOLET PIVOTANT DOUBLE	E14	AVP EWN 33	AVP EWD 33 AVP EWW 33 AVP EWR 33 AVP EWG 33 AVP EWB 33 AVP EWH 33
45	APPLIQUE À VOLET PIVOTANT DOUBLE	LED	AVP LWN 33	AVP LWD 33 AVP LWW 33 AVP LWR 33 AVP LWG 33 AVP LWB 33 AVP LWH 33
	APPLIQUE À VOLET PIVOTANT PLIÉ	R7S HALO	AVP HWN 32	AVP HWD 32
	APPLIQUE À VOLET PIVOTANT PLIÉ	E14	AVP EWN 32	AVP EWD 32 AVP EWW 32 AVP EWR 32 AVP EWG 32 AVP EWB 32
46	APPLIQUE À VOLET PIVOTANT PLIÉ	LED	AVP LWN 32	AVP LWD 32 AVP LWW 32 AVP LWR 32 AVP LWG 32 AVP LWB 32
	APPLIQUE CYLINDRIQUE LONGUE	E14	CYL EBN 32	CYL ENN 32 CYL EWW 32
	APPLIQUE CYLINDRIQUE PETITE	E14	CYL EBN 31	CYL ENN 31 CYL EWW 31
47	APPLIQUE DE MARSEILLE	E27	ADM EWW 31	ADM EDD 31 ADM ENN 31
	APPLIQUE DE MARSEILLE MINI	E14	AMM EWW 31	AMM EDD 31 AMM ENN 31
43	APPLIQUE RADIEUSE	E27	ARS EWW 31	ARS ERW 31 ARS EAW 31 ARS EBW 31 ARS EVW 31
05	ARA LED	LED	ARA LWW 24	ARA LXX 24 ARA LDL 24 ARA LXL 24 ARA LML 24
47	ARA WALL 29	LED	ARA LWW 36	ARA LXX 36 ARA LWL 36 ARA LXL 36 ARA LDL 36
			ARA LWW 37	ARA LXX 37 ARA LWL 37 ARA LXL 37 ARA LDL 37
48	ARA WALL 69	LED	ARA LWW 32	ARA LWL 32 ARA LXL 32 ARA LDL 32
35	AS1C	E27	ALB ENW 15	ALB EHW 15
15	AS41C	E27	ALB ENW 54	ALB EHW 54
	AS41Z	E27	ALB EHH 54	
48	AS3C	E27	ALB ENW 31	ALB EHW 31
15	AS43C	E27	ALB ENW 55	ALB EWW 55
16	ASTEROIDE Ø 30	E27	AST EWC 52	AST EHC 52
	ASTEROIDE Ø 40	E27	AST EWC 53	AST EHC 53
	ASTEROIDE Ø 50	E27	AST EWC 54	AST EHC 54
59	ASTEROIDE CEILING	E14	AST EHW 43	
35	BIRD	LED	BIR LNO 11	
06	BORNE BÉTON GRANDE OUTDOOR	LED	BBG LDW 23	
36	BORNE BÉTON PETITE INDOOR	LED	BBP LDW 21	
	BORNE BÉTON PETITE OUTDOOR	LED	BBP LDW 23	
16	CANNA NUDA PENDANT 50	G9	CAN HSW 51	
	CANNA NUDA PENDANT 75	G9	CAN HSW 52	
59	CANNA NUDA WALL-CEILING 50	G9	CAN HSW 41	
	CANNA NUDA WALL-CEILING 75	G9	CAN HSW 42	

pag	product	variation	codes
64	CANNA NUDA METALLO CEILING	LED	CAM LHH 71 CAM LWW 71
16	CANNA NUDA METALLO PENDANT	LED	CAM LHH 52 CAM LWW 52
06	CLARITAS	E27	CLA ENN 21
49	CROWN 2	G9	CRO HLW 31 CRO HWW 31 CRO HNW 31 CRO HGW 31 CRO HOW 31 CRO HPW 31
	CROWN 4	G9	CRO HWW 32 CRO HNW 32 CRO HLW 32 CRO HGW 32 CRO HOW 32 CRO HPW 32
48	CROWN APPLIQUE	G9	CRO HWW 33 CRO HPW 33 CRO HOW 33 CRO HLW 33 CRO HNW 33 CRO HGW 33
17	CROWN MAJOR	G9	CRO HLT 52 CRO HWT 52 CRO HNT 52 CRO HGW 52 CRO HOW 52 CRO HPW 52
	CROWN MINOR	G9	CRO HLT 51 CRO HWT 51 CRO HNT 51 CRO HGW 51 CRO HOW 51 CRO HPW 51
	CROWN MULTI	G9	CRO HLW 58 CRO HWW 58 CRO HNW 58 CRO HGW 58 CRO HOW 58 CRO HPW 58
19	CROWN PLANA	G9	CRO HLW 56 CRO HWW 56 CRO HNW 56 CRO HGW 56 CRO HOW 56 CRO HPW 56
20	CROWN PLANA LINEA	G9	CRO HLW 54 CRO HWW 54 CRO HNW 54 CRO HGW 54 CRO HOW 54 CRO HPW 54
19	CROWN PLANA MAJOR	G9	CRO HLW 53 CRO HWW 53 CRO HNW 53 CRO HGW 53 CRO HOW 53 CRO HPW 53
20	CROWN PLANA MEGA	G9	CRO HLW 57 CRO HWW 57 CRO HNW 57 CRO HGW 57 CRO HOW 57 CRO HPW 57
19	CROWN PLANA MINOR	G9	CRO HLW 55 CRO HWW 55 CRO HNW 55 CRO HGW 55 CRO HOW 55 CRO HPW 55
18	CROWN SUMMA	G9	CRO HLW 59 CRO HWW 59 CRO HNW 59 CRO HGW 59 CRO HOW 59 CRO HPW 59
	CROWN MAGNUM	G9	CRO HLW 5A CRO HWW 5A CRO HNW 5A CRO HGW 5A CRO HOW 5A CRO HPW 5A
	CROWN ROYAL	G9	CRO HLW 5B CRO HWW 5B CRO HNW 5B CRO HGW 5B CRO HOW 5B CRO HPW 5B
20	DABLIU SPOT/CONE/ GLOBE 2700K	LED	DAB LNN 51 DAB LNN 55 DAB LNN 53
	DABLIU SPOT/CONE/ GLOBE 3000K	LED	DAB LNN 52 DAB LNN 56 DAB LNN 54
21	DROP 5	LED	DRP LNN 51 DRP LGG 51 DRP LDD 51
	DROP 7	LED	DRP LNN 52 DRP LGG 52 DRP LDD 52
	DROP 9	LED	DRP LNN 53 DRP LGG 53 DRP LDD 53
06/50	ELLISSE FLOOR/WALL	LED	ELP LNN 21 ELP LGN 21
24	ELLISSE PENDANT DOUBLE 2700K	LED	ELP LW2 56 ELP LN2 56 ELP LO2 56 ELP LL2 56 ELP LGW 56
	ELLISSE PENDANT DOUBLE 3000K	LED	ELP LWW 56 ELP LNW 56 ELP LOW 56 ELP LLW 56
25	ELLISSE PENDANT DOUBLE MEGA 2700K	LED	ELP LW2 5A ELP LN2 5A ELP LO2 5A
	ELLISSE PENDANT DOUBLE MEGA 3000K	LED	ELP LWW 5A ELP LNW 5A ELP LOW 5A
23	ELLISSE PENDANT MAJOR UP 3000K	LED	ELP LWW 53 ELP LNW 53 ELP LOW 53 ELP LLW 53
	ELLISSE PENDANT MAJOR UP 2700K	LED	ELP LW2 53 ELP LN2 53 ELP LO2 53 ELP LL2 53 ELP LGW 53
	ELLISSE PENDANT MAJOR DOWN 3000K	LED	ELP LWW 54 ELP LNW 54 ELP LOW 54 ELP LLW 54
	ELLISSE PENDANT MAJOR DOWN 2700K	LED	ELP LW2 54 ELP LN2 54 ELP LO2 54 ELP LL2 54 ELP LGW 54
24	ELLISSE PENDANT MEGA UP 2700K	LED	ELP LW2 58 ELP LN2 58 ELP LO2 58
	ELLISSE PENDANT MEGA UP 3000K	LED	ELP LWW 58 ELP LNW 58 ELP LOW 58
	ELLISSE PENDANT MEGA DOWN 2700K	LED	ELP LW2 59 ELP LN2 59 ELP LO2 59
	ELLISSE PENDANT MEGA DOWN 3000K	LED	ELP LWW 59 ELP LNW 59 ELP LOW 59
22	ELLISSE PENDANT MINOR UP 2700K	LED	ELP LW2 51 ELP LN2 51 ELP LO2 51 ELP LL2 51 ELP LGW 51
	ELLISSE PENDANT MINOR UP 3000K	LED	ELP LWW 51 ELP LNW 51 ELP LOW 51 ELP LLW 51
	ELLISSE PENDANT MINOR DOWN 2700K	LED	ELP LW2 52 ELP LN2 52 ELP LO2 52 ELP LL2 52 ELP LGW 52
	ELLISSE PENDANT MINOR DOWN 3000K	LED	ELP LWW 52 ELP LNW 52 ELP LOW 52 ELP LLW 52
25	ELLISSE PENDANT TRIPLE 2700K	LED	ELP LW2 5A ELP LN2 5A ELP LO2 5A
	ELLISSE PENDANT TRIPLE 3000K	LED	ELP LWW 5A ELP LNW 5A ELP LOW 5A

pag	product	variation	codes					
07	ESCARGOT	E27	ESC EGG 11					
50	FIX DOUBLE EMISSION	LED	FIM LWW 3D	FIM LNW 3D	FIM LGT 3D	FIM LGW 3D		
	FIX DOUBLE EMISSION 100°	LED	FIM LWW 3C	FIM LNW 3C	FIM LGT 3C	FIM LGW 3C		
	FLACA	LED 1-10V	FLA LWW 32	FLA LXW 32	FLA LBW 32	FLA LDW 32		
	FLACA	LED TRIAC	FLA LWW 33	FLA LXW 33	FLA LBW 33	FLA LDW 33		
07	FOX	LED	FOX LN2 21					
51	FOX WALL	LED	FOX LN2 31					
26	ILIUM PENDANT 75	LED	ILI LHC 51					
	ILIUM PENDANT 77	E27	ILI HHC 51					
07	IN THE WIND FLOOR	LED 2700K	ITW LWW 22	ITW LNW 22	ITW LGW 22	ITW LDW 22		
	IN THE WIND FLOOR	LED 3000K	ITW LWW 21	ITW LNW 21	ITW LGW 21	ITW LDW 21		
26	IN THE WIND PENDANT HORIZONTAL	LED 2700K	ITW LWW 56	ITW LNW 56	ITW LGW 56	ITW LDW 56		
	IN THE WIND PENDANT HORIZONTAL	LED 3000K	ITW LWW 57	ITW LNW 57	ITW LGW 57	ITW LDW 57		
27	IN THE WIND PENDANT VERTICAL	LED 2700K	ITW LWW 55	ITW LNW 55	ITW LGW 55	ITW LDW 55		
	IN THE WIND PENDANT VERTICAL	LED 3000K	ITW LWW 58	ITW LNW 58	ITW LGW 58	ITW LDW 58		
	KEPLER PETITE	LED 2700K	KES LWW 54	KES LNN 54	KES LOW 54			
	KEPLER PETITE	LED 3000K	KES LWW 52	KES LNN 52	KES LOW 52			
28	KEPLER UPLIGHT	LED 2700K	KEP LNN 53	KEP LWW 53	KEP LOW 53			
	KEPLER UPLIGHT	LED 3000K	KEP LNN 51	KEP LWW 51	KEP LOW 51			
	KEPLER DOWNLIGHT	LED 2700K	KEP LNN 54	KEP LWW 54	KEP LOW 54			
	KEPLER DOWNLIGHT	LED 3000K	KEP LNN 52	KEP LWW 52	KEP LOW 52			
	KEPLER MINOR UPLIGHT	LED 2700K	KEM LNN 53	KEM LWW 53	KEM LOW 53			
	KEPLER MINOR UPLIGHT	LED 3000K	KEM LNN 51	KEM LWW 51	KEM LOW 51			
	KEPLER MINOR DOWNLIGHT	LED 2700K	KEM LNN 54	KEM LWW 54	KEM LOW 54			
	KEPLER MINOR DOWNLIGHT	LED 3000K	KEM LNN 52	KEM LWW 52	KEM LOW 52			
36	KUTA TABLE	E27	KUT EWN 11					
51	KUTA WALL	E27	KUT EWN 31					
52	LA ROCHE	IP20	ROC LDW 31	ROC LNW 31				
	LA ROCHE	IP45	ROC LDW 33	ROC LNW 33				
36	LAMPE CABANON	E27	CAB ENW 11					
37	LAMPE DE BUREAU	E14	LDB EDV 11	LDB EDR 11	LDB EDB 11	LDB EDC 11	LDB EDG 11	LDB EDW 11
51	LAMPE DE BUREAU APPLIQUE	E14	LDB EDV 31	LDB EDR 31	LDB EDB 31	LDB EDC 31	LDB EDG 31	LDB EDW 31
08	LAMPE DE BUREAU READING	E14	LDB EDV 21	LDB EDR 21	LDB EDB 21	LDB EDC 21	LDB EDG 21	LDB EDW 21
52	LAMPE DE MARSEILLE	E27	LDM EWW 31	LDM EDD 31	LDM ENN 31			
	LAMPE DE MARSEILLE MINI	E14	LMM EWW 31	LMM EDD 31	LMM ENN 31			
52	LINESCAPES CANTILEVERED	LED	LIN LWW 34	LIN LW2 34				
08	LINESCAPES FLOOR	LED 2700K	LIN LW2 22	LIN LN2 22	LIN LG2 22			
	LINESCAPES FLOOR	LED 3000K	LIN LWD 22	LIN LND 22	LIN LGD 22			
29	LINESCAPES PENDANT HORIZ. L130	LED 2700K	LIN LW2 5D	LIN LN2 5D				
	LINESCAPES PENDANT HORIZ. L130	LED 3000K	LIN LWW 5D	LIN LNN 5D				
	LINESCAPES PENDANT HORIZ. L200	LED 2700K	LIN LW2 5E	LIN LN2 5E				

pag	product	variation	codes			
	LINESCAPES PENDANT HORIZ. L200	LED 3000K	LIN LWW 5E	LIN LNN 5E		
29	LINESCAPES PENDANT VERTICAL	LED 2700K	LIN LW2 59	LIN LW2 5A		
	LINESCAPES PENDANT VERTICAL	LED 3000K	LIN LWW 59	LIN LWW 5A		
59	LINESCAPES WALL 102CM	LED 3000K/2700K	LIN LW2 35	LIN LN2 35	LIN LWD 35	LIN LND 35
	LINESCAPES WALL 182CM	LED 3000K/2700K	LIN LW2 36	LIN LN2 36	LIN LWD 36	LIN LND 36
66	LINESCAPES SYSTEM	LED SEGMENT 36CM 2700K	LSS LN8 51	LSS LW8 51		
	LINESCAPES SYSTEM	LED SEGMENT 36CM 3000K	LSS LN4 51	LSS LW4 51		
	LINESCAPES SYSTEM	LED SEGMENT 56CM 2700K	LSS LN7 51	LSS LW7 51		
	LINESCAPES SYSTEM	LED SEGMENT 56CM 3000K	LSS LN3 51	LSS LW3 51		
	LINESCAPES SYSTEM	LED SEGMENT 106CM 2700K	LSS LN6 51	LSS LW6 51		
	LINESCAPES SYSTEM	LED SEGMENT 106CM 3000K	LSS LN2 51	LSS LW2 51		
	LINESCAPES SYSTEM	LED SEGMENT 171CM 2700K	LSS LW5 51	LSS LN5 51		
	LINESCAPES SYSTEM	LED SEGMENT 171CM 3000K	LSS LW1 51	LSS LN1 51		
	LINESCAPES SYSTEM	WING 36CM 2700K	LSS UW8 51	LSS UN8 51		
	LINESCAPES SYSTEM	WING 36CM 3000K	LSS UW4 51	LSS UN4 51		
	LINESCAPES SYSTEM	WING 56CM 2700K	LSS UW7 51	LSS UN7 51		
	LINESCAPES SYSTEM	WING 56CM 3000K	LSS UW3 51	LSS UN3 51		
	LINESCAPES SYSTEM	WING 106CM 2700K	LSS UW6 51	LSS UN6 51		
	LINESCAPES SYSTEM	WING 106CM 3000K	LSS UW2 51	LSS UN2 51		
	LINESCAPES SYSTEM	WING 170CM 2700K	LSS UW5 51	LSS UN5 51		
	LINESCAPES SYSTEM	WING 170CM 3000K	LSS UW1 51	LSS UN1 51		
67	LINESCAPES SYSTEM	LINK 36CM	LSS BW4 51	LSS BN4 51		
	LINESCAPES SYSTEM	LINK 56CM	LSS BW3 51	LSS BN3 51		
	LINESCAPES SYSTEM	LINK 106CM	LSS BW2 51	LSS BN2 51		
	LINESCAPES SYSTEM	LINK 171CM	LSS BW1 51	LSS BN1 51		
	LINESCAPES SYSTEM	SPOT2 56CM 2700K	LSS SW5 51	LSS SN5 51		
	LINESCAPES SYSTEM	SPOT 2 56CM 3000K	LSS SW7 51	LSS SN7 51		
	LINESCAPES SYSTEM	SPOT 4 106CM 2700K	LSS SW6 51	LSS SN6 51		
	LINESCAPES SYSTEM	SPOT 4 106CM 3000K	LSS SW8 51	LSS SN8 51		
	LINESCAPES SYSTEM	SPOT TIGE 2 56CM 3000K	LSS SW3 51	LSS SN3 51		
	LINESCAPES SYSTEM	SPOT TIGE 2 56CM 2700K	LSS SW1 51	LSS SN1 51		
	LINESCAPES SYSTEM	SPOT TIGE 3 106CM 3000K	LSS SW4 51	LSS SN4 51		
	LINESCAPES SYSTEM	SPOT TIGE 3 106CM 2700K	LSS SW2 51	LSS SN2 51		
68	LINESCAPES SYSTEM	VERTICAL START	LSS CW1 51	LSS CN1 51		
	LINESCAPES SYSTEM	VERTICAL END	LSS CW6 51	LSS CN6 51		
	LINESCAPES SYSTEM	HORIZONTAL START	LSS CW2 51	LSS CN2 51		
	LINESCAPES SYSTEM	HORIZONTAL END	LSS CW3 51	LSS CN3 51		
	LINESCAPES SYSTEM	CENTRAL SUPPLY	LSS CN4 51	LSS CW4 51		
	LINESCAPES SYSTEM	CENTRAL	LSS CW5 51	LSS CN5 51		
	LINESCAPES SYSTEM	CENTRAL ONE WAY	LSS CW7 51	LSS CN7 51		
	LINESCAPES SYSTEM	UP VERTICAL ANGLE	LSS AW1 51	LSS AN1 51		



pag	product	variation	codes		
	LINESCAPES SYSTEM	DOWN VERTICAL ANGLE	LSS AN2 51	LSS AW2 51	
	LINESCAPES SYSTEM	HORIZONTAL ANGLE	LSS AW3 51	LSS AN3 51	
	LINESCAPES SYSTEM	VERTICAL ANGLE SUPPLY	LSS AW4 51	LSS AN4 51	
	LINESCAPES SYSTEM	HORIZONTAL ANGLE SUPPLY	LSS AW5 51	LSS AN5 51	
69	LINESCAPES SYSTEM	T UP VERTICAL	LSS TW2 51	LSS TN2 51	
	LINESCAPES SYSTEM	T DOWN VERTICAL	LSS TW1 51	LSS TN1 51	
	LINESCAPES SYSTEM	T HORIZONTAL	LSS TW3 51	LSS TN3 51	
	LINESCAPES SYSTEM	WALL/CEILING START	LSS FW3 41	LSS FN3 41	
	LINESCAPES SYSTEM	WALL/CEILING END	LSS FW1 41	LSS FN1 41	
	LINESCAPES SYSTEM	WALL/CEILING END + XYZ CONNECTOR	LSS FW2 41	LSS FN2 41	
	LINESCAPES SYSTEM	POWER SUPPLY 60W	LSS PW6 51	LSS PN6 51	
	LINESCAPES SYSTEM	POWER SUPPLY 90W	LSS PW9 51	LSS PN9 51	
70	LINESCAPES SYSTEM	DESK MATRIX 44X44	LSV LW3 51	LSV LW2 51	LSV LN3 51 LSV LN2 51
	LINESCAPES SYSTEM	DESK MATRIX 44X44	LSH LW3 51	LSH LW2 51	LSH LN3 51 LSH LN2 51
	LINESCAPES SYSTEM	DESK MATRIX 64X44	LSV LW3 55	LSV LW2 55	LSV LN3 55 LSV LN2 55
	LINESCAPES SYSTEM	DESK MATRIX 64X44	LSH LW3 55	LSH LW2 55	LSH LN3 55 LSH LN2 55
	LINESCAPES SYSTEM	DESK MATRIX 114X44	LSV LW3 58	LSV LW2 58	LSV LN3 58 LSV LN2 58
	LINESCAPES SYSTEM	DESK MATRIX 114X44	LSH LW3 58	LSH LW2 58	LSH LN3 58 LSH LN2 58
71	LINESCAPES SYSTEM	DESK MATRIX 178X44	LSV LW3 5A	LSV LW2 5A	LSV LN3 5A LSV LN2 5A
	LINESCAPES SYSTEM	DESK MATRIX 178X44	LSH LW3 5A	LSH LW2 5A	LSH LN3 5A LSH LN2 5A
	LINESCAPES SYSTEM	DESK MATRIX 64X64	LSV LW3 52	LSV LW2 52	LSV LN3 52 LSV LN2 52
	LINESCAPES SYSTEM	DESK MATRIX 64X64	LSH LW3 52	LSH LW2 52	LSH LN3 52 LSH LN2 52
	LINESCAPES SYSTEM	DESK MATRIX 114X64	LSV LW3 56	LSV LW2 56	LSV LN3 56 LSV LN2 56
	LINESCAPES SYSTEM	DESK MATRIX 114X64	LSH LW3 56	LSHLW2 56	LSH LN3 56 LSH LN2 56
72	LINESCAPES SYSTEM	DESK MATRIX 178X64	LSV LW3 59	LSV LW2 59	LSV LN3 59 LSV LN2 59
	LINESCAPES SYSTEM	DESK MATRIX 178X64	LSH LW3 59	LSH LW2 59	LSH LN3 59 LSH LN2 59
	LINESCAPES SYSTEM	DESK MATRIX 114X114	LSV LW3 53	LSV LW2 53	LSV LN3 53 LSV LN2 53
	LINESCAPES SYSTEM	DESK MATRIX 114X114	LSH LW3 53	LSH LW2 53	LSH LN3 53 LSH LN2 53
73	LINESCAPES SYSTEM	DESK MATRIX 178X114	LSV LW3 57	LSV LW2 57	LSV LN3 57 LSV LN2 57
	LINESCAPES SYSTEM	DESK MATRIX 178X114	LSH LW3 57	LSH LW2 57	LSH LN3 57 LSH LN2 57
	LINESCAPES SYSTEM	DESK MATRIX 178X178	LSV LW3 54	LSV LW2 54	LSV LN3 54 LSV LN2 54
	LINESCAPES SYSTEM	DESK MATRIX 178X178	LSH LW3 54	LSH LW2 54	LSH LN3 54 LSH LN2 54
08	LOGO FLOOR	LED	LOG LNN 21		
53	LOGO WALL	LED	LOG LNN 31		
29	MAGA PENDANT	E14	MGA EWW 52		
37	MAGA TABLE	E14	MGA EWW 12		
60	MAGA WALL	E14	MGA EWW 32		
09	MAIS PLUS QUE CELA. INDOOR	LED	RIC LMM 21		
	MAIS PLUS QUE CELA. OUTDOOR	LED	RIC LME 21		
37	MINI MAIS PLUS QUE CELA. INDOOR	LED	RCM LMM 1T		
38	MR. LIGHT	E27	MRL ENN 11		

pag	product	variation	codes						
09	NEO	LED	NEO LNN 21	NEO LGN 21					
	NEWTON	LED	NEW LNW 21	NEW LHW 21					
53	NORMA 25	LED	NOR LLW 35						
	NORMA 65	LED	NOR LLW 32						
	NORMA 95	LED	NOR LLW 33						
30	NUVOLA PENDANT	LED 2700K	NUV LWW 51						
	NUVOLA MINOR PENDANT	LED 2700K	NUM LWW 51						
60	NUVOLA WALL/CEILING	LED H20	NUV LWW 33						
	NUVOLA WALL/CEILING	LED H37	NUV LWW 34						
	NUVOLA MINOR WALL/CEILING	LED H14	NUM LWW 32						
	NUVOLA MINOR WALL/CEILING	LED H25	NUM LWW 31						
38	ON LINES	LED	OLN LWW 11	ONL LNW 12					
	PANAMA	LED	PAN LWW 13	PAN LXX 13					
39	PANAMA MINI	LED	PNM LWW 14	PNM LXX 14					
	PANAMA MINI BATTERY	LED	PNM LWW 12	PNM LXX 12					
10	PARLIAMENT	E27	PAR EDW 22	PAR ENG 22	PAR ENR 22	PAR EGV 22			
39	PIVOTANTE À POSER	E27	PAP EDW 12	PAP EDB 12	PAP EDG 12	PAP EDC 12	PAP EDR 12	PAP EDV 12	PAP EDD 12
40	PORTOFINO	LED	POR LWW 11	POR LNN 11	POR LBB 11	POR LVV 11			
	PORTOFINO MARBLE	LED	POR LWW 12	POR LNN 12	POR LBB 12	POR LVV 12			
54	POTENCE PIVOTANTE	E27	POT ENW 31						
	POTENCE PIVOTANTE MINI	G9	POM HNW 31	POM HRW 31	POM HDW 31				
30	PROJECTEUR 165 PENDANT	E27 LED/FLUO	PRP FDW 51	PRP FWS 51	PRP FMW 51				
	PROJECTEUR 165 PENDANT OUTDOOR	E27 LED/FLUO IP44	PRP FDW 52	PRP FWS 52	PRP FMW 52				
40	PROJECTEUR 165 PINCER CLIP	E27 LED/FLUO	PRP FMW 11	PRP FDW 11	PRP FWS 11				
61	PROJECTEUR 165 WALL/CEILING	E27 LED/FLUO	PRP FMW 31	PRP FDW 31	PRP FWS 31	PRP FDW 32	PRP FWS 32	PRP FMW 32	
10	PROJECTEUR 365 FLOOR	E27	PRJ EDW 2A	PRJ EWS 2A	PRJ EMS 2A				
31	PROJECTEUR 365 PENDANT	E27	PRJ EDW 51	PRJ EWS 51	PRJ EMS 51				
	PROJECTEUR 365 PENDANT OUTDOOR	E27 IP54	PRJ EDW 52	PRJ EWS 52	PRJ EMS 52				
61	PROJECTEUR 365 WALL/CEILING	E27	PRJ EDW 3A	PRJ EWS 3A	PRJ EMS 3A				
	PROJECTEUR 365 WALL/CEIL. OUTDOOR	E27 IP54	PRJ EDW 32	PRJ EWS 32	PRJ EMS 32				
62	SAORI	E27	SAO EWW 41	SAO EWW 42					
31	SIRIUS PENDANT	E27	SIR HLW 51						
10	SPIGOLO FLOOR	LED 2700K	SPI LW2 23	SPI LN2 23					
	SPIGOLO FLOOR	LED 3000K	SPI LWW 23	SPI LNN 23					
31	SPIGOLO PENDANT VERTICAL	LED 2700K	SPI LW2 51	SPI LN2 51					
	SPIGOLO PENDANT VERTICAL	LED 3000K	SPI LWW 51	SPI LNN 51					
32	SPIGOLO PENDANT HORIZONTAL	LED 2700K	SPI LW2 52	SPI LN2 52					
	SPIGOLO PENDANT HORIZONTAL	LED 3000K	SPI LWW 52	SPI LNN 52					
62	SPIGOLO WALL	LED 2700K	SPI LW2 31	SPI LN2 31					
	SPIGOLO WALL	LED 3000K	SPI LWW 31	SPI LNN 31					
54	SWAN	LED	SWA LN2 31						

pag	product	variation	codes			
54	SWAN PLUS	LED	SWA LNN 32			
32	TITIA	LED	TIT LWW 51	TIT LNN 51		
	TITIA MINOR	LED	TIT LNN 52			
11	TRU FLOOR	LED	TRU LNN 25	TRU LWW 25	TRU LDD 25	TRU LGG 25
	TRU FLOOR	LED	TRU LNN 24	TRU LWW 24	TRU LDD 24	TRU LGG 24
33	TRU PENDANT HORIZONTAL	LED DOWN+DOWN 2700K	TRU LNN 57	TRU LWW 57	TRU LDD 57	
	TRU PENDANT HORIZONTAL	LED DOWN+DOWN 3000K	TRU LNN 5C	TRU LWW 5C	TRU LDD 5C	
	TRU PENDANT HORIZONTAL	LED UP+DOWN 2700K	TRU LNN 55	TRU LWW 55	TRU LDD 55	
	TRU PENDANT HORIZONTAL	LED UP+DOWN 3000K	TRU LNN 5A	TRU LWW 5A	TRU LDD 5A	
55	TUBES 2 WALL	LED	TTB LWW 35	TTB LNN 35		
33	TUBES 3 PENDANT	LED	TTB LWC 53	TTB LWW 53	TTB LNW 53	
64	TUBES CEILING	LED	TTB LWW 42	TTB LNW 42		
	TUBES LARGE CEILING	LED	TTU LWW 41	TTU LWD 41	TTU LWG 41	
55	TUBES LARGE WALL	LED	TTU LWD 31	TTU LWG 31	TTU LWW 31	
11	TYPE	LED	TYP LNN 21			
33	TYPE PENDANT	LED	TYP LNN 51			
41/55	UNTITLED MINI TABLE / WALL	LED 2700K	UNT LN2 15	UNT LN2 16		
	UNTITLED MINI TABLE/ WALL	LED 3000K	UNT LNN 15	UNT LNN 16		
12	UNTITLED READING	LED 2700K	UNT LN2 2C	UNT LN2 2D	UNT LN2 2A	UNT LN2 2B
	UNTITLED READING	LED 3000K	UNT LNN 2C	UNT LNN 2D	UNT LNN 2A	UNT LNN 2B
41/56	UNTITLED TABLE / WALL	LED 2700K	UNT LNN 11	UNT LNN 12		
	UNTITLED TABLE / WALL	LED 3000K	UNT LNN 13	UNT LNN 14		
56	WALL SHADOWS GRANDE	LED	WSH LWW 31			
	WALL SHADOWS LONG	LED	WSH LWW 34			
57	WALL SHADOWS MOYEN	LED	WSH LWW 33			
	WALL SHADOWS PETIT	LED	WSH LWW 32			
57	ZENA	LED 2700K	ZEN LW2 31	ZEN LN2 31		
	ZENA	LED 3000K	ZEN LWW 31	ZEN LNW 31		
	ZENA OUTDOOR	LED 2700K	ZEN LW2 33	ZEN LN2 33		
	ZENA OUTDOOR	LED 3000K	ZEN LWW 33	ZEN LNW 33		

## GENERAL INFORMATION

NEMO products are designed and manufactured in compliance with EN 60598-1 norms. Dimensions are indicated in centimetres. Luminaires are normally supplied without light sources, except when otherwise indicated. Products with anodized finishes could show different colour shades due to the industrial galvanic process. Shades have to be considered as aesthetic elements of the product. Polishing process is hand-made. Shades are therefore due to this manual process. Dimensions of products made with deformations of extrusions could be subject to changes of  $\pm 1$ cm. As blown glass is produced by traditional craft techniques, its thickness, colour and finish are subject to variations, a feature that makes each piece unique. NEMO reserves the right to make any technical or formal alterations to its products without giving prior notice, especially for LED sources. Information concerning luminous flux/power consumption are expressed in nominal values. Effective data are indicated in the technical sheets available on the website. WARRANTY Conditions are indicated in a tag attached to each luminaire. When a certain lamp is supplied with the bulb, the same shall be seen as a pure service to the customer. The cost of the bulb is not included in the price of the product and therefore NEMO shall not be held responsible for any replacement in case of malfunctioning of the bulb. In case of discrepancy between the information contained in the printed materials and the website, this latter shall prevail.

I prodotti NEMO sono costruiti secondo le norme EN 60598-1, Tutte le dimensioni sono espresse in centimetri. Le lampade sono generalmente fornite senza lampadina, salvo diverse indicazioni. Le istruzioni di montaggio e di manutenzione sono incluse negli imballi. Le indicazioni dei materiali, delle finiture

e dei colori riguardano solo le principali parti visibili dei prodotti. I prodotti con finiture anodizzate possono mostrare differenti sfumature di colore che sono proprie del processo galvanico di finitura e sono da considerarsi come elementi estetici del prodotto. Il processo di spazzatura per la lucidatura è realizzato a mano. Le sfumature sono pertanto proprie del processo manuale di lucidatura. Nei prodotti realizzati attraverso lavorazioni di deformazioni di estrusi, gli ingombri di massima possono subire variazioni in un range di  $\pm 1$ cm. I vetri soffiati, poiché sono prodotti artigianali, possono avere spessori, colori e finiture variabili che ne costituiscono l'unicità. NEMO si riserva di apportare qualsiasi modifica tecnica o formale senza preavviso, soprattutto per quanto concerne le sorgenti LED. I dati relativi ai flussi luminosi, ai consumi ed alle potenze si riferiscono a valori nominali. I dati effettivi sono indicati nelle curve fotometriche e nelle schede disponibili sul sito. GARANZIA Le condizioni di garanzia sono precisate in un cartellino allegato ad ogni lampada. Alcune lampade vengono fornite con la sorgente che Nemo suggerisce per la miglior resa. Tale dotazione è da ritenersi esclusivamente come un servizio gratuito accessorio offerto al cliente. Il costo della sorgente non fa pertanto parte del prezzo della lampada. NEMO non sarà dunque responsabile di alcuna sostituzione o servizio post-vendita in caso di malfunzionamento. In caso di discrepanza delle informazioni tra documenti cartacei e sito web, prevalgono le informazioni del sito.

Les appareils d'éclairage NEMO sont construits selon les normes EN 60598-1, Toutes les dimensions sont en centimètres. Les appareils sont généralement sans ampoules, sauf indication contraire dans le tarif. Vous trouverez les instructions de montage et d'entretien

dans les emballages. Les indications des matériaux, des finitions et des couleurs concernent seulement les principales parties visibles des appareils. Les produits avec des finitions anodisées peuvent montrer différentes nuances de couleur qui sont typiques du processus de finition galvanique et qui doivent être considérées comme des éléments typiquement esthétiques du produit. Le processus de brossage pour le polissage est fait main. Les différentes nuances de couleur sont donc typique du processus manuel de polissage. Dans les produits extrudés, les dimensions globales peuvent varier dans une plage de  $\pm 1$ cm. Les verres soufflés sont des produits artisanaux et en tant que tels ils sont caractérisés par des épaisseurs, des couleurs et des finitions variables. NEMO se réserve le droit de modifier ses produits sans préavis, en particulier en ce qui concerne les sources de LED. Les valeurs relatives aux flux lumineux, consommations et puissances correspondent aux valeurs nominales des sources. Les valeurs effectives sont indiquées dans les courbes photométriques et fiches techniques disponibles sur le site web. GARANTIE Les conditions de garantie sont indiquées dans une notice jointe à chaque lampe. Certaines lampes sont fournies avec la source que NEMO recommande afin d'obtenir le meilleur rendu. Cette fourniture est à prendre en compte exclusivement comme un service gratuit d'accessoire offert au client. Le coût de la source ne fait pas partie du prix de la lampe. NEMO ne sera donc pas tenu responsable d'éventuelle substitution ou après-vente en cas de mauvais fonctionnement. En cas d'informations différentes entre les catalogues et le site web, font foi celles du site web.

Alle Leuchten von NEMO sind nach den Normen EN 60598-1 konstruiert. Alle Maßangaben sind in Zentimetern. Die

Leuchten werden generell ohne Leuchtmittel geliefert falls nicht anders angegeben. Zu jeder Leuchte sind die empfohlenen Anwendungsmöglichkeiten aufgeführt, Montage- und Wartungsanleitungen sind jeder Leuchte beigegepackt. In diesem Katalog angegebene Materialien, Ausführungen und Farben beziehen sich ausschließlich auf die deutlich sichtbaren Teile der Leuchten. Produkte mit eloxierten Oberflächen können unterschiedliche Schattierungen der Farbe aufweisen, die typisch für den galvanischen Prozess sind. Sie sind daher als ästhetisches Element des Produkts zu berücksichtigen. Die polierten Versionen werden von Hand Hochglanz poliert. Durch diesen manuellen Verarbeitungsprozess können Nuancen entstehen. Die angegebenen Masse können leicht variieren, besonders bei Produkten, die Verformungsprozessen unterliegen. Bei den geblasenen Gläsern können durch die handwerkliche Fertigung Wandstärken, Farben und Oberflächen leicht variieren. NEMO behält sich das Recht vor, technische oder formale Änderungen, insbesondere bei der LED-Bestückung, ohne Vorankündigung durchzuführen. GARANTIE Die Garantiebedingungen sind auf dem Kärtchen, das an jeder Leuchte angebracht ist, aufgeführt. Wenn eine Leuchte mit Glühbirne geliefert wird, gilt dies als reiner Service für den Kunden. Die Kosten der Glühbirne sind nicht im Preis des Produktes enthalten und daher ist Nemo im Falle einer Fehlfunktion der Glühlampe nicht für deren Ersatz verantwortlich. Die Angaben, die Lichtstromwerte, den Verbrauch und die Leistung betreffend, gelten als nominale Werte. Die tatsächliche Werte sind in den fotometrischen Abbildungen und in den Anleitungen auf der Webseite einsehbar.

## NEMO HEAD OFFICE

Viale Brianza, 30  
Lentate s/S (MB), 20823  
Italy  
Tel +39 0362 166 050 0  
info@nemolighting.com

## NEMO STUDIO

Strada Borgata Paradiso, 20  
Settimo Torinese - Turin , 10036  
Italy  
Tel. +39 011 765 73 01  
nemostudio@nemolighting.com

## NEMO SHOWROOM MONFORTE

Corso Monforte, 19/A  
Milan, 20122  
Italy  
Tel +39 02 970 703 40  
monforte@nemolighting.com

## NEMO BORGONUOVO19

Via Borgonuovo, 19  
Milan, 20122  
Italy  
studio@nemolighting.com

---

## NEMO GALERIE PARIS

44, Rue du Bac  
Paris, 75007  
France  
Tel +33 (0) 1 486 318 42  
ruedubac@nemolighting.fr

## NEMO COPENHAGEN

Store Kongensgade 118  
1264 København  
Denmark

---

## NEMO USA

625 Jersey Avenue, Unit 7  
New Brunswick - NJ, 08901  
USA  
Tel 800 734 5858  
usa@nemolighting.com  
nemolighting.com/usa/





Scan the code for Terms&Conditions



For more info visit our website

