




Catalogue 2022
Design & Architectural collections



Catalogue 2022
Design & Architectural collections

Index

<i>pag.</i>			
14	Bic B07	40	MoMa mono-color Ø40,0 - Ø60,0
18	Bic B12	42	MoMa P mono-color Ø40,0 - Ø60,0
20	Brick	44	MoMa bi-color Ø40,0 - Ø60,0
24	Box	46	MoMa L/M bi-color Ø40,0 - Ø60,0
		48	MoMa P bi-color Ø40,0 - Ø60,0
26	Club C1 mono - color	50	MoMa W bi-color Ø40,0 - Ø60,0
28	Club C2 mono - color		
30	Club C3 mono - color	52	Nelly
		56	Nemo
90	Easy Pop P00 Ø3,0	60	Pop Bijou
91	Easy Pop P00 NaNo Ø3,0	80	Pop Bon Bon
107	Easy Pop P01 Bulb		
95	Easy Pop P01 Ø4,0	62	Pop C'est Moi
100	Easy Pop P01 Ø5,5	64	Pop C'est Toi
102	Easy Pop P01 NaNo Ø5,5	66	Pop Chapeau
114	Easy Pop P03 Ø8,0	68	Pop Chérie
115	Easy Pop P03 NaNo Ø8,0		
144	Easy Pop P04 Ø8,0	216	Pop Host bi-color Ø32,0
118	Easy Pop PX3 Ø10,0	220	Pop Host mono-color Ø32,0
119	Easy Pop PX3 NaNo Ø10,0	224	Pop Host L/M bi-color Ø32,0
124	Easy Pop PY3 Ø10,0	222	Pop Host T/N bi-color Ø32,0
125	Easy Pop PY3 NaNo Ø10,0	226	Pop Host W bi-color Ø32,0
130	Easy Pop PY3 Ø10,0 Glass	228	Pop Host bi-color Ø80,0
131	Easy Pop PY3 NaNo Ø10,0 Glass	230	Pop Host mono-color Ø80,0
135	Easy Pop PZ3 Ø10,0	232	Pop Host W bi-color Ø80,0
32	e-Pad 15	86	Pop P00 Ø3,0
34	e-Pad 30	89	Pop P00 NaNo Ø3,0
70-75	<i>Filo System:</i> Bijou - C'est Moi C'est Toi - Chérie Chapeau	104	Pop P01 Bulb
78	<i>Filo System</i> Pop Petit	94	Pop P01 Ø4,0
82-84	<i>Filo System</i> Bon Bon	96	Pop P01 Ø5,5
		98	Pop P01 NaNo Ø5,5
282	<i>Gun 2 A</i>	108	Pop P03 Ø6,0
285	<i>Gun 2 B</i>	109	Pop P03 NaNo Ø6,0
286	<i>Gun 2 C</i>	110	Pop P03 Ø8,0
		112	Pop P03 NaNo Ø8,0
36	J&J	136	Pop P03 Look Ø17,0
38	Jumbo	140	Pop P04 Ø8,0
		146	Pop P04 Ø12,0
22	micro - Box	150-152	Pop P04 Magic Ø3,0
		152	Pop P04K Magic Ø3,0
		154	Pop P06 mono-color Ø6,0
		158	Pop P06 bi-color Ø6,0
		156	Pop P07 mono-color Ø6,0
		160	Pop P07 bi-color Ø6,0
		164-167	Pop P07 Bulb
		172	Pop P07 Pull Ø12,5
		176	Pop P10
		182	Pop P12 Ø3,0
		178	Pop P12 D Ø3,0
		186	Pop P12 L Ø3,0
		184	Pop P12 T Ø3,0
		188	Pop P12 K Ø3,0
		193	Pop P12 Cup Ø3,0
		199	Pop P12 Cup Ø6,0
		203	Pop P12 Cup Ø12,0
		204	Pop P12 Polifemo PF1
		206	Pop P12 Polifemo PF3
		190	Pop P12 Ring Ø3,0
		196	Pop P12 Ring Ø6,0
		200	Pop P12 Ring Ø12,0
		194	Pop P12 W Ø3,0
		208	Pop P13 Ø7,0
		210	Pop P13 Ø12,5
		212	Pop P15 Ø3,0
		234	Pop P40 A Chandelier
		236	Pop P40 B Chandelier
		238	Pop P40 R Chandelier
		240	Pop P50 Pinocchio
		241	Pop P55 Pinocchio
		246-249	Pop P120 - P200
		242-245	Pop P122 - P202 Brooklyn
		76	Pop Petit
		116	Pop PX3 Ø10,0
		117	Pop PX3 NaNo Ø10,0
162	Pop PX7 Ø11,2		
120	Pop PY3 Ø10,0		
123	Pop PY3 NaNo Ø10,0		
126	Pop PY3 Ø10,0 Glass		
129	Pop PY3 NaNo Ø10,0 Glass		
132	Pop PZ3 Ø10,0		
168	Pop Ring Pull Ø12,5		
250	Pop Up 1		
254	Pop Up 207		
256	Tim T124 - T196		
260	X1 A Ø7,0		
264	X1 B Ø8,5		
266	X2 A Ø7,0		
270	X2 B Ø8,5		
272	X3 A Ø7,0		
275	X3 B Ø8,5		
276	X4 A 7,0x7,0		
280	X4 B 8,5x8,5		
290	X5 B		
294-297	X7 R		
298-301	X7 C		
316	X-Dark 1		
308	X-Gun 1 Ø3,0		
310	X-Gun 2 Ø4,3		
312	X-Gun 3 Ø5,0		
314	X-Gun 4 Ø6,0		
318	X-Line		
302	X-Rail magnet track		
320	X-Rail Pendant/Sospensione		
324	X-Rail Accessories/Accessori		
326	X - Running		

Recessed - Incasso



Bic B07 7x7 p.14



Pop P00 Ø3,0 p.86



Pop P00 NaNo Ø3,0 p.89



Easy Pop P00 Ø3,0 p.90



Easy Pop P00 NaNo Ø3,0 p.91



Bic B12 12x12 p.18



Pop P01 Ø4,0 p.94



Easy Pop P01 Ø4,0 p.95



Pop P01 Ø5,5 p.96



Pop P01 NaNo Ø5,5 p.98



Easy Pop P01 Ø5,5 p.100



Easy Pop P01 NaNo Ø5,5 p.102



Pop P01 Bulb p.104



Easy Pop P01 Bulb p.107



Pop P03/P03 NaNo Ø6,0 p.108



Pop P03 Ø8,0 p.110



Pop P03 NaNo Ø8,0 p.112



Easy Pop P03 Ø8,0 p.114



Easy Pop P03 NaNo Ø8,0 p.115



Pop PX3 Ø10,0 p.116



Pop PX3 NaNo Ø10,0 p.117



Easy Pop PX3 Ø10,0 p.118



Easy Pop PX3 NaNo Ø10,0 p.119



Pop PY3 Ø10,0 p.120



Pop PY3 Ø10,0 Glass p.126



Easy Pop PY3 Ø10,0 p.124



Easy Pop PY3 Ø10,0 Glass p.130



X1A Ø7,0 p.260



X1B Ø8,5 p.264



Pop P03 Look Ø17,0 p.136



Pop PZ3 Ø10,0 p.132



Easy Pop PZ3 Ø10,0 p.135



X2A Ø7,0 p.266



X2B Ø8,5 p.270



Pop P04 Ø12,0 p.146



Pop P04 Ø8,0 p.140



Easy Pop P04 Ø8,0 p.144



Gun 2A Ø 4,3 p.282



X3A Ø7,0 p.272



X3B Ø8,5 p.275



Pop P04 Magic Ø12,0 p.150



Pop P10 p.176



Pop Ring Pull Ø12,5 p.168



Gun 2B Ø 4,3 p.285



X4A 7x7 p.276



X4B 8,5x8,5 p.280



Pop P12 Ø3,0 p.182



Pop P12/T Ø3,0 p.184



X5B 16,5x4,5 p.290



Pop P12 Ring Ø3,0 p.190



Pop P12 Ring Ø6,0 p.196




Pop P12 Ring Ø12,0 p.200




Pop P12L Ø3,0 p.186

Wall - Parete



Ceiling - Plafone



48V magnet track system
Sistema a binario magnetico 48V

Pendant items for magnet track system
Sospensioni per sistema a binario magnetico

Bijou
C'est Moi
Chapeau
C'est Toi
Petit
Chérie



X-RAIL 48V magnet track p.302



p.320



X-Gun 1 Ø3,0 p.308



X-Gun 2 Ø4,3 p.310



X-Gun 3 Ø5,0 p.312



X-Gun 4 Ø6,0 p.314



X-Dark 1 p.316



X-Line 30|60|90|120 p.318



Pop P15 Ø3,0 p.212

Table lamp
Tavolo



Pop P50 Pinocchio p.240

Floor lamp
Terra



Pop Polifemo PF1 p.204



Pop Polifemo PF3 p.206



Pop Up 207 p.254



Pop P55 Pinocchio p.241

Pendant - Sospensione



Club C1 mono-color p.26



Club C2 mono-color p.28



Club C3 mono-color p.30



Pop P06 mono-color Ø 6,0 p.154



Pop P06 bi-color Ø 6,0 p.158



MoMa mono-color p.40



J&J p.36



MoMa bi-color p.44



Jumbo p.38

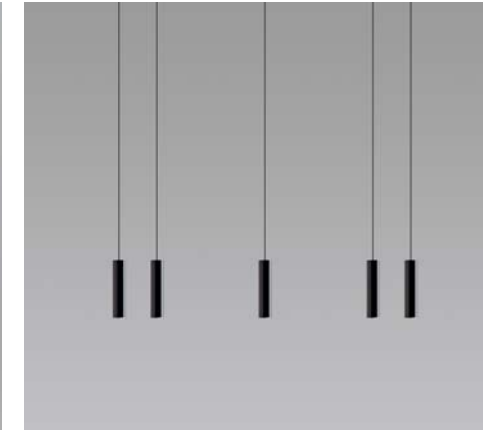
Filo System

- Pop Bijou
- C'est Moi
- C'est Toi
- Chérie
- Chapeau
- BonBon
- Petit

- p.70
- p.70
- p.70
- p.70
- p.70
- p.82
- p.78



Pop Bijou p.60



Pop C'est Moi p.62




Pop C'est Toi p.64



Pop Chérie p.68



Pop Chapeau p.66



Pop Petit p.76



Pop BonBon p.80

Pendant - Sospensione



Pop Host mono-color Ø32,0

p.220



Pop Host bi-color Ø32,0

p.216



Pop Host mono-color Ø80,0

p.230



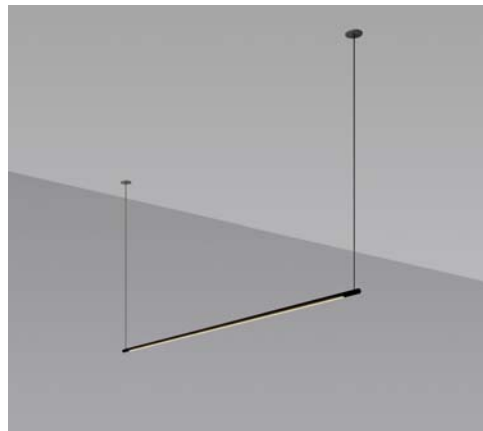
Pop Host bi-color Ø80,0

p.228



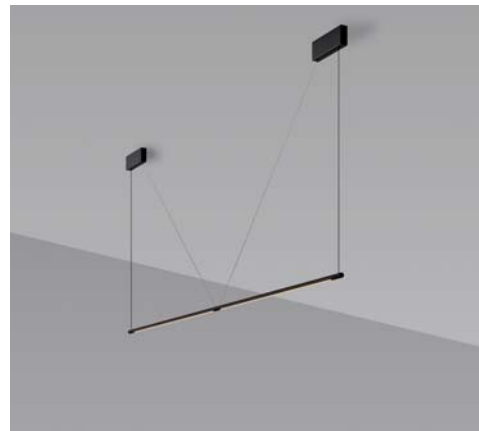
Pop P40 Chandelier

p.234-239




Pop P120/P200 Arc - Cup

p.246-249



Pop P122/P123 Brooklyn Arc - Cup

p.242-245



Tim T124/T196 Arc - Cup

p.256



X-Running Cup Ø60,0 - Ø80,0 - Ø120,0

p.328



X-Running Ø60,0 - Ø80,0 - Ø120,0

p.330



X-Running Ø180,0 - Ø230,0

p.332

Bic 07 7x7 trimless



Bic 07 7x7 trimless

For plasterboard. Per cartongesso

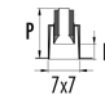


- Frame - Struttura
- 02 ● Black - Nero
- 06 ○ White - Bianco

Code	P1	P
B07.210.□	3,6	11,5
B07.220.□	3,1	10,0
B07.3■▲□	3,8	12,6
B07.3W▲□	3,8	10,4

(m-M) = min. Led unit - Max Led unit. Led and Emergency unit, warranty only when used together with driver bought from Oty srl.

(m-M) = gestione minima e massima delle unità Led. I Led e le unità di emergenza, sono coperti da garanzia solo se utilizzati in abbinamento con i driver forniti dalla Oty srl.



IP20 ☒ CE ▽ □

220V ÷ 240V

3B07.210.□ GU10 max 50W

IP20 ☒ ☒ CE ▽ ◆

12V

3B07.220.□ GU5.3 max 50W

3KIT.201.050 max 50VA

Dimmable gear: IGBT

IP40 ☒ MC-E=3 CE ▽ ◆

350m/A

3B07.3■▲□ LED 11W CRI>90

■ Led color Nominal lm ▲ Beam spread

2 = 2700K 1195 S = 22°

3 = 3000K 1257 T = 12°

4 = 4000K 1313

☒ (m-M) Driver

3KIT.350.1L (1-1) on/off

3KIT.351.40 (1-3) DALI - Push - 1...10V

Remote installation

3KIT.352.15 (1-1) DALI

3KIT.353.15 (1-1) Push - 1...10V

3KIT.354.18 (1-1) IGBT - TRIAC

Emergency unit: (inverter + battery. Driver not included)

3KIT.900.01 (1-1) 1:00 hour

3KIT.900.03 (1-1) 3:00 hours

IP40 ☒ DimToWarm CE ▽ ◆

350m/A

3B07.3W▲□ LED 6W CRI 95

■ Led color Nominal lm ▲ Beam spread

W= max 3000K max 445 lm M = 30°

min. 1800K min. 10 lm S = 18°

☒ (m-M) Driver

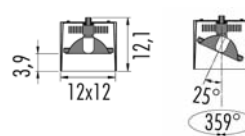
3KIT.352.W15 (1-1) DALI

3KIT.354.W10 (1-1) IGBT - TRIAC

Housing for plasterboard. Cassaforma per cartongesso

- **1Z07.070.01** Single
- **1Z07.070.2L** Double

Bic 12 12x12 trimless
For plasterboard. Per cartongesso



IP20 MC-E=3
350 - 500 m/A LED CRI>90

3B12.5

© (m-M) **LED 12,5W** **350m/A**

- 3KIT.350.1L** (1-1) on/off
- 3KIT.351.40** (1-3) DALI - Push - 1...10V
- 3KIT.352.15** (1-1) DALI
- 3KIT.353.15** (1-1) Push - 1...10V
- 3KIT.354.18** (1-1) IGBT - TRIAC

Led color	Nominal lm	Beam spread
2 = 2700K	1477	L = 60°
3 = 3000K	1565	S = 24°
4 = 4000K	1635	T = 12°

© (m-M) **LED 18,4W** **500m/A**

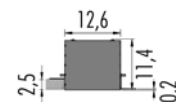
- 3KIT.500.1L** (1-1) on/off
- 3KIT.501.50** (1-2) DALI - Push - 1...10V
- 3KIT.502.20** (1-1) DALI
- 3KIT.503.20** (1-1) Push - 1...10V
- 3KIT.504.20** (1-1) IGBT - Triac

Led color	Nominal lm	Beam spread
2 = 2700K	2020	L = 60°
3 = 3000K	2140	S = 24°
4 = 4000K	2236	T = 12°

Emergency unit: (inverter + battery. Driver not included)

- 3KIT.900.01** (1-1) 1:00 hour
- 3KIT.900.03** (1-1) 3:00 hours

- Frame - Struttura
- 02 Black - Nero
- 06 White - Bianco



Housing for plasterboard. Cassaforma per cartongesso

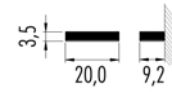
1Z12.120.01

(m-M) = min. Led unit - Max Led unit. Led and Emergency unit, warranty only when used together with driver bought from Oty srl.

(m-M) = gestione minima e massima delle unità Led. I Led e le unità di emergenza, sono coperti da garanzia solo se utilizzati in abbinamento con i driver forniti dalla Oty srl.

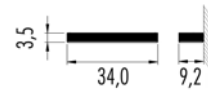


Brick



Brick 20

IP20	©	MC-E=3	CE	▽
220-240V		8,5W	CRI>90	
3BR2.4	■ L. □	dimm. IGBT - TRIAC		
3BR2F4	■ L. □	DALI - Push		
■ Led color		Nominal lm	Beam spread	
2 = 2700K		1040	92°	
3 = 3000K		1095		



Brick 34

IP20	©	MC-E=3	CE	▽
220-240V		17W	CRI>90	
3BR3.4	■ L. □	on/off		
■ Led color		Nominal lm	Beam spread	
2 = 2700K		2080	92°	
3 = 3000K		2190		

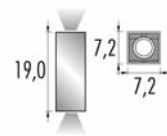
□ Frame - Struttura

02 ● Black - Nero




06 ○ White - Bianco



micro Box



P20   
220-240V GU10 2 x lamp led
3872.210.

-  *Frame - Struttura*
- 02**  Black - Nero
- 06**  White - Bianco



Box

Box 23 cm

IP40	☉	MC-E=3	CE	▽
220-240V		LED 2x6,8W		CRI>95
3B23.5	■ L. □	on/off		
■ <i>Led color</i>	<i>Nominal lm</i>	<i>Beam spread</i>		
2 = 2700K	2x860	90°		
3 = 3000K	2x875			

Box 31 cm

IP40	☉	MC-E=3	CE	▽
220-240V		LED 2x9,0W		CRI>95
3B31.5	■ L. □	on/off		
3B31F5	■ L. □	DALI - Push - 1...10V		
3B31G5	■ L. □	1...10V - Push		
■ <i>Led color</i>	<i>Nominal lm</i>	<i>Beam spread</i>		
2 = 2700K	2x1135	90°		
3 = 3000K	2x1170			

Box 50 cm

IP40	☉	MC-E=3	CE	▽
220-240V		LED 2x13,5W		CRI>95
3B50.5	■ L. □	on/off		
3B50E5	■ L. □	DALI - Push - 1...10V		
■ <i>Led color</i>	<i>Nominal lm</i>	<i>Beam spread</i>		
2 = 2700K	2x1700	90°		
3 = 3000K	2x1756			

Box 63 cm

IP40	☉	MC-E=3	CE	▽
220-240V		LED 2x18,2W		CRI>95
3B63.5	■ L. □	on/off		
3B63E5	■ L. □	DALI - Push - 1...10V		
■ <i>Led color</i>	<i>Nominal lm</i>	<i>Beam spread</i>		
2 = 2700K	2x2270	90°		
3 = 3000K	2x2340			



Code	L	H	P
BOX23	23,0	8,5	7,2
BOX31	31,0	8,5	7,2
BOX50	50,0	8,5	7,2
BOX63	63,0	8,5	7,2

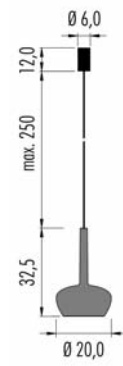
□ Frame - Struttura

02 ● Black - Nero

06 ○ White - Bianco




Club C1 Mono-color

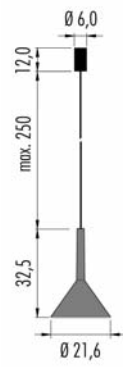


IP20	©	CE	▽
220-240V	9W	CRI>90	
3C1C.2	L.□	on/off	
■ Led color	Nominal lm	Beam spread	
2 = 2700K	1008	60°	
3 = 3000K	1066		

□	Frame - Struttura	Canopy - Rosone	Wire - Cavo
02	● Black - Nero	Black - Nero	Black - Nero
06	○ White - Bianco	White - Bianco	Black - Nero



Club C2 *Mono-color*

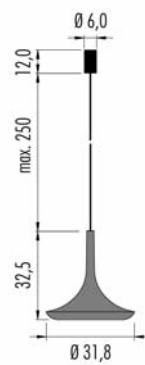


IP20	©	CE	▽
220-240V	9W	CRI>90	
3C2C.2	L. □	on/off	
■ <i>Led color</i>	<i>Nominal lm</i>	<i>Beam spread</i>	
2 = 2700K	1008	60°	
3 = 3000K	1066		

□	<i>Frame - Struttura</i>	<i>Canopy - Rosone</i>	<i>Wire - Cavo</i>
02 ●	Black - Nero	Black - Nero	Black - Nero
06 ○	White - Bianco	White - Bianco	Black - Nero



Club C3 Mono-color

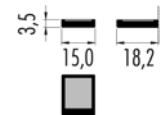


IP20	©	CE	▽
220-240V	9W	CRI>90	
3C3C.2	L. □	on/off	
■ Led color	Nominal lm	Beam spread	
2 = 2700K	1008	60°	
3 = 3000K	1066		

□	Frame - Struttura	Canopy - Rosone	Wire - Cavo
02 ●	Black - Nero	Black - Nero	Black - Nero
06 ○	White - Bianco	White - Bianco	Black - Nero



e-PAD 15

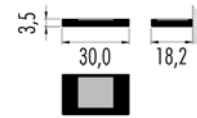


IP20	©	MC-E=3	CE	▽
220-240V		LED 1x18W	CRI>90	
3E15.5	L	□	dimm.	IGBT - TRIAC
■ <i>Led color</i>		<i>Nominal lm</i>		<i>Beam spread</i>
2 = 2700K		2494		105°
3 = 3000K		2611		
4 = 4000K		2697		

□	<i>Frame - Struttura</i>
02 ●	Black - Nero
06 ○	White - Bianco



e-PAD 30

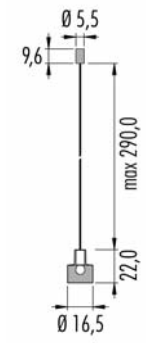


IP20	©	MC-E=3	CE	▽
220-240V		LED 2x18W	CRI>90	
3E30.5	■ L □	dimm. IGBT - TRIAC		
3E30.7	■ L □	DALI - Push - 1...10V		
■ Led color	Nominal lm	Beam spread		
2 = 2700K	2x2494	105°		
3 = 3000K	2x2611			
4 = 4000K	2x2697			

- Frame - Struttura
- 02 ● Black - Nero
- 06 ○ White - Bianco




J&J

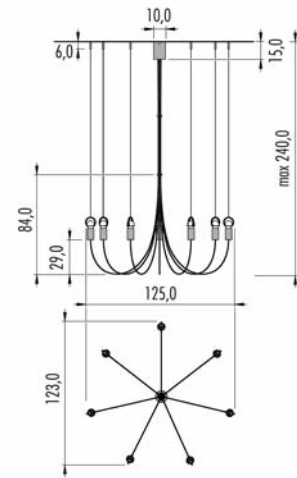


IP20 ⓘ		CE ▽
220-240V	e27 4W	CRI>80
3JJ1.12L.02	dimm. IGBT - Triac	
<i>Led color</i>	<i>Nominal lm</i>	<i>Beam spread</i>
2700K	470	220°

<i>Canopy/Rosone</i>	<i>Wire/Cavo</i>	<i>Cylinder/Cilindro</i>	<i>Glass/Vetro</i>
Black - Nero	Black - Nero	Black - Nero	Fumé - Fumé



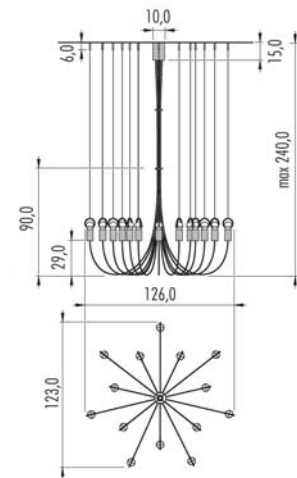
Jumbo J07



IP20	Ⓛ	CE	▽
220-240V	e27 7x4W	CRI>80	
3J07.12L.02	dim. IGBT - Triac		
Led color	Nominal lm	Beam spread	
2700K	7x470	360°	

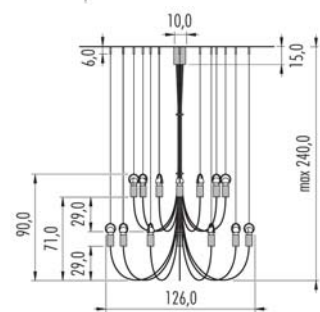
Wire - Cavo *Cylinder for Bulb - Cilindro porta-lampada*
 Black - Nero *Black - Nero*

Jumbo J14

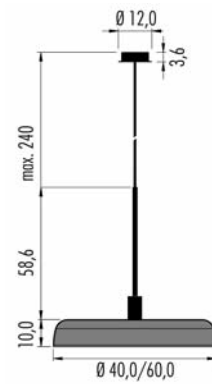


IP20	Ⓛ	CE	▽
220-240V	e27 14x4W	CRI>80	
3J14.12L.02	dim. IGBT - Triac		
Led color	Nominal lm	Beam spread	
2700K	14x470	360°	

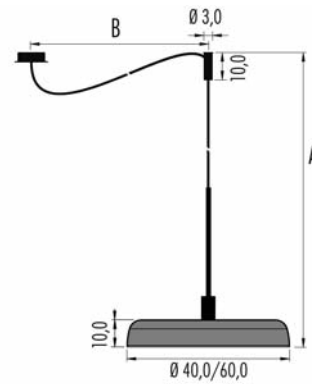
Wire - Cavo *Cylinder for Bulb - Cilindro porta-lampada*
 Black - Nero *Black - Nero*



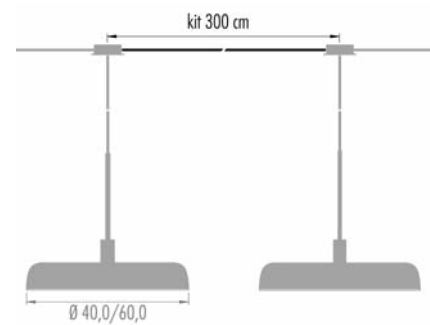
MoMa Mono-color



IP20	Ⓛ	CE	▽
220-240V	e27	7W	CRI>80
		dimmable IGBT - Triac	
3M40C.12L.06	Ø 40cm		
3M60C.12L.06	Ø 60cm		
<i>Led color</i>	<i>Nominal lm</i>	<i>Beam spread</i>	
2700K	806	163°	



IP20	Ⓛ	A+B=410cm	CE	▽
220-240V	e27	7W	CRI>80	
		dimmable IGBT - Triac		
3M40D.12L.06	Ø 40cm			
3M60D.12L.06	Ø 60cm			
<i>Led color</i>	<i>Nominal lm</i>	<i>Beam spread</i>		
2700K	806	163°		

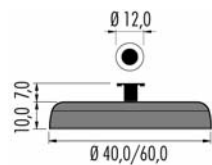


Kit Cable for MoMa composition - Kit cavo per composizione MoMa
1KIT.300.06 White - Bianco

Canopy/Rosone:
 White - Bianco
Wire/Cavo:
 White - Bianco
Bulb/Lampadina:
 Mirror chrome - Specchiata cromo



MoMa P Mono-color
wall/ceiling - parete/plafone



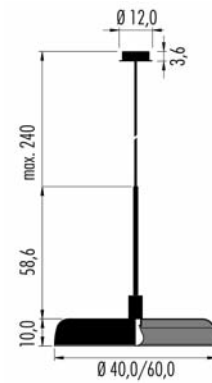
IP20	Ⓛ	CE	∇		
220-240V	e27	7W	CRI>80	dimnable	IGBT - Triac
3M40P.12L.06		Ø 40cm			
3M60P.12L.06		Ø 60cm			
<i>Led color</i>	<i>Nominal lm</i>	<i>Beam spread</i>			
2700K	806	163°			

Frame/Struttura:
White - Bianco

Bulb/Lampadina:
Mirror chrome - Specchiata cromo

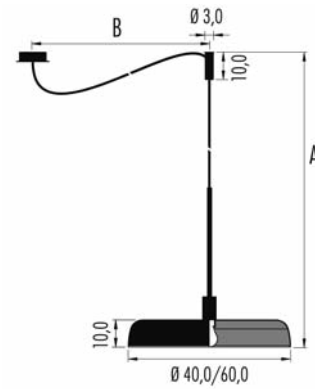


MoMa Bi-color



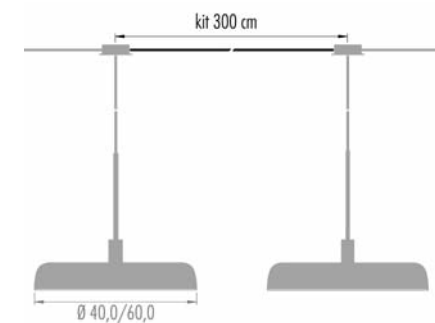
IP20	Ⓛ	CE	▽
220-240V	e27	4W	CRI>80
			dimnable IGBT - Triac
3M40C.12L.	□	Ø 40cm	
3M60C.12L.	□	Ø 60cm	
Led color	Nominal lm	Beam spread	
2700K	470	163°	

□	Out	In	Diffuser - Diffusore	Canopy - Rosone
KC	●	●	Black/Copper - Nero/Rame	Black - Nero
WC	○	●	White/Copper - Bianco/Rame	White - Bianco
BC	●	●	Blue/Copper - Blu/Rame	Blue - Blu
GC	●	●	Green/Copper - Verde/Rame	Green - Verde
PC	●	●	Rose/Copper - Rosa/Rame	Rose - Rosa
RC	●	●	Red/Copper - Rosso/Rame	Red - Rosso



IP20	Ⓛ	A+B=410cm	CE	▽
220-240V	e27	4W	CRI>80	
			dimnable IGBT - Triac	
3M40D.12L.	□	Ø 40cm		
3M60D.12L.	□	Ø 60cm		
Led color	Nominal lm	Beam spread		
2700K	470	163°		

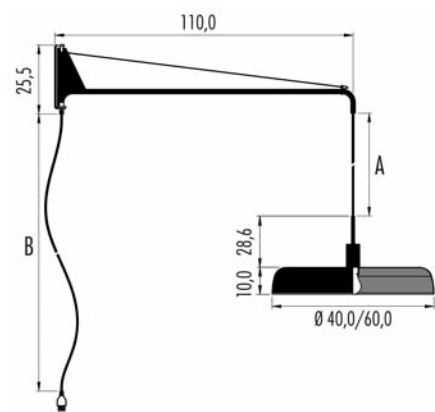
Wire/Cavo:
Copper - Rame
Bulb/Lampadina:
Transparent - Trasparente



Kit Cable for MoMa composition - Kit cavo per composizione MoMa
1KIT.300.C Copper - Rame L. 300cm



MoMa L bi-color



IP20 ⓘ **A+B=300cm** CE ▽

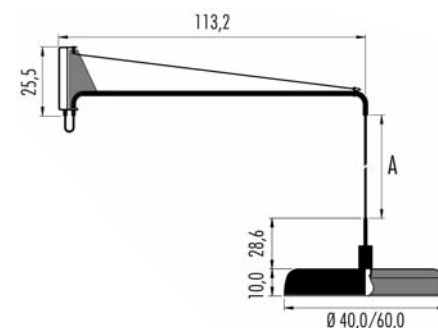
220-240V e27 4W CRI>80 dimmable IGBT - Triac

3M40L.12L. □ Ø 40cm

3M60L.12L. □ Ø 60cm

Led color 2700K Nominal lm 470 Beam spread 163°

MoMa M bi-color



IP20 ⓘ **A=130cm** CE ▽

220-240V e27 4W CRI>80 dimmable IGBT - Triac

3M40M.12L. □ Ø 40cm

3M60M.12L. □ Ø 60cm

Led color 2700K Nominal lm 470 Beam spread 163°

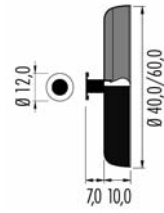
□ Out In Diffuser - Diffusore Frame - Struttura

KC	●	●	Black/Copper - Nero/Rame	Black - Nero
WC	○	●	White/Copper - Bianco/Rame	White - Bianco
BC	●	●	Blue/Copper - Blu/Rame	Blue - Blu
GC	●	●	Green/Copper - Verde/Rame	Green - Verde
PC	●	●	Rose/Copper - Rosa/Rame	Rose - Rosa
RC	●	●	Red/Copper - Rosso/Rame	Red - Rosso

Wire/Cavo Copper - Rame Bulb/Lampadina Transparent - Trasparente



MoMa P bi-color
wall/parete



IP20 ⓘ CE ▽

220-240V e27 7W CRI>80 dimmable IGBT - Triac

3M40P.12L. □ Ø 40cm

3M60P.12L. □ Ø 60cm

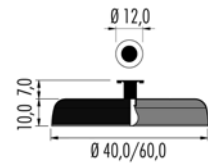
Led color 2700K
Nominal lm 806
Beam spread 163°

□	Out	In	Diffuser - Diffusore	Bulb - Lampadina
KC	●	●	Black/Copper - Nero/Rame	●
WC	○	●	White/Copper - Bianco/Rame	●
BC	●	●	Blue/Copper - Blu/Rame	●
GC	●	●	Green/Copper - Verde/Rame	●
PC	●	●	Rose/Copper - Rosa/Rame	●
RC	●	●	Red/Copper - Rosso/Rame	●

Bulb/Lampadina:
Mirror copper - Specchiata rame



MoMa W bi-color
ceiling - plafone

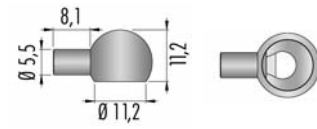


IP20	Ⓢ	CE	▽
220-240V	e27	4W	CRI>80
3M40W.12L.	□	Ø 40cm	dimnable IGBT - Triac
3M60W.12L.	□	Ø 60cm	
Led color	Nominal lm	Beam spread	
2700K	470	163°	

□	Out	In	Diffuser - Diffusore	Bulb - Lampadina
KC	●	●	Black/Copper - Nero/Rame	● Transparent
WC	●	●	White/Copper - Bianco/Rame	● Transparent
BC	●	●	Blue/Copper - Blu/Rame	● Transparent
GC	●	●	Green/Copper - Verde/Rame	● Transparent
PC	●	●	Rose/Copper - Rosa/Rame	● Transparent
RC	●	●	Red/Copper - Rosso/Rame	● Transparent





Nelly



IP20	Ⓛ	CE	▽
220-240V	e27 4W	CRI>80	
3N01.12L □	dimm. IGBT-Triac		
Led color 2700K	Nominal lm 470	Beam spread 40°	

□	Out	In	Diffuser - Diffusore
KC	●	●	Black/Copper - Nero/Rame
WC	○	●	White/Copper - Bianco/Rame
BC	●	●	Blue/Copper - Blu/Rame
GC	●	●	Green/Copper - Verde/Rame
PC	●	●	Rose/Copper - Rosa/Rame
RC	●	●	Red/Copper - Rosso/Rame





KC Black/Copper - Nero/Rame

WC White/Copper - Bianco/Rame

BC Blue/Copper - Blu/Rame

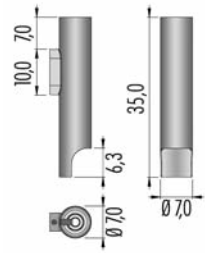
GC Green/Copper - Verde/Rame

PC Rose/Copper - Rosa/Rame

RC Red/Copper - Rosso/Rame




Nemo



IP20	Flicker < 20%	CE	MC-E=3
220-240V	9,5W CRI>90	dimm. IGBT - TRIAC	
4N05.K2S.□	With honeycomb		
Led color	Nominal lm	Beam spread	
2700K	710	24°	

□	Out	In	Diffuser - Diffusore
KC	●	●	Black/Copper - Nero/Rame
WC	●	●	White/Copper - Bianco/Rame
BC	●	●	Blue/Copper - Blu/Rame
GC	●	●	Green/Copper - Verde/Rame
PC	●	●	Rose/Copper - Rosa/Rame
RC	●	●	Red/Copper - Rosso/Rame





KC Black/Copper - Nero/Rame

WC White/Copper - Bianco/Rame

BC Blue/Copper - Blu/Rame

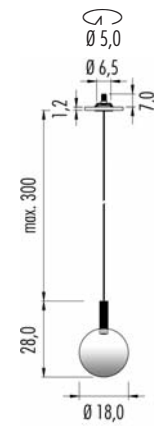
GC Green/Copper - Verde/Rame

PC Rose/Copper - Rosa/Rame

RC Red/Copper - Rosso/Rame



Pop Bijou

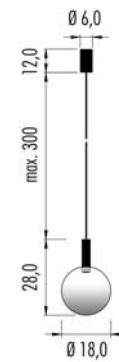


IP40 © **ARC** CE ▽
220-240V 6W CRI>90 dimmable IGBT - Triac

3BUA.2 ■ S. □

Led color	Nominal lm	Beam spread
2 = 2700K	528	25°
3 = 3000K	552	

ARC canopy - rosone: White - Bianco



IP40 © **CUP** CE ▽
220-240V 6W CRI>90 on/off

3BUC.2 ■ S. □

Led color	Nominal lm	Beam spread
2 = 2700K	528	25°
3 = 3000K	552	

CUP canopy - rosone: Black - Nero

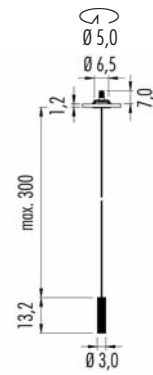
□ Cylinder - Cilindro

- 02 ● Black - Nero
- 06 ○ White - Bianco
- C1 ● Copper Anodized - Rame anodizzato
- S1 ● Brass Anodized - Ottone anodizzato

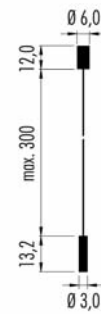
Black power supply cable.
Cavo di alimentazione, nero.



Pop C'est Moi



IP20	©	ARC	CE	▽
220-240V		6W CRI>90	dimmable IGBT - Triac	
3CMA.2 ■ S. □				
■ Led color		Nominal lm	Beam spread	
2 = 2700K		528	20°	
3 = 3000K		552		
ARC canopy - rosone: White - Bianco				




IP20	©	CUP	CE	▽
220-240V		6W CRI>90	on/off	
3CMC.2 ■ S. □				
■ Led color		Nominal lm	Beam spread	
2 = 2700K		528	20°	
3 = 3000K		552		
look at table - vedi tabella				

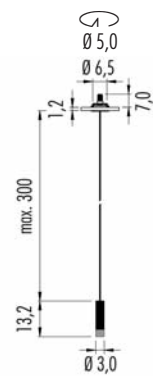
□ Frame - Struttura CUP - Rosone

02 ● Black - Nero Black - Nero
06 ○ White - Bianco White - Bianco

Black power supply cable.
Cavo di alimentazione, nero.



Pop C'est Toi

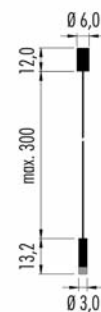


IP20 © **ARC** CE ▽
220-240V 6W CRI>90 dimmable IGBT - Triac

3CTA.2 ■ S. □

Led color	Nominal lm	Beam spread
2 = 2700K	528	20°
3 = 3000K	552	

ARC canopy - rosone: White - Bianco



IP20 © **CUP** CE ▽
220-240V 6W CRI>90 on/off

3CTC.2 ■ S. □

Led color	Nominal lm	Beam spread
2 = 2700K	528	20°
3 = 3000K	552	

CUP canopy - rosone: Black - Nero

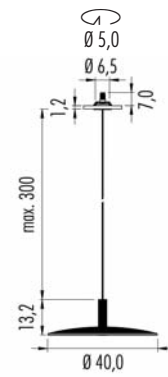
□ Cylinder - Cilindro

- 02 ● Black - Nero
- 06 ○ White - Bianco
- C1 ● Copper Anodized - Rame anodizzato
- S1 ● Brass Anodized - Ottone anodizzato

Black power supply cable.
Cavo di alimentazione, nero.



Pop Chapeau

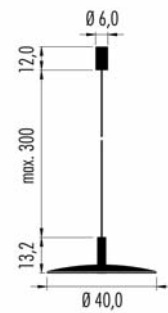


IP20 © **ARC** CE ▽
220-240V 6W CRI>90 dimmable IGBT - Triac

3CHA.2 ■ S. □

Led color	Nominal lm	Beam spread
2 = 2700K	528	20°
3 = 3000K	552	

ARC canopy - rosone: White - Bianco



IP20 © **CUP** CE ▽
220-240V 6W CRI>90 on/off

3CHC.2 ■ S. □

Led color	Nominal lm	Beam spread
2 = 2700K	528	20°
3 = 3000K	552	

CUP canopy - rosone: Black - Nero

□ Up Down

02 ●● Black/Black - Nero/Nero

06 ○○ White/White - Bianco/Bianco

C1K ●● Copper Anodized/Black - Rame anodizzato/Nero


C1W ●○ Copper Anodized/White - Rame anodizzato/Bianco

S1K ●● Brass Anodized/Black - Ottone anodizzato/Nero

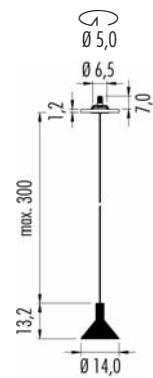
S1W ●○ Brass Anodized/White - Ottone anodizzato/Bianco

Black power supply cable.

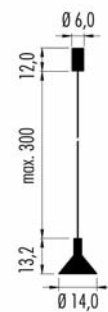
Cavo di alimentazione, nero.



Pop Chérie



IP20	©	ARC	CE	▽
220-240V		6W CRI>90	dimmable IGBT - Triac	
3CEA.2 ■ S. □				
■ Led color		Nominal lm	Beam spread	
2 = 2700K		528	20°	
3 = 3000K		552		
ARC canopy - rosone: White - Bianco				



IP20	©	CUP	CE	▽
220-240V		6W CRI>90	on/off	
3CEC.2 ■ S. □				
■ Led color		Nominal lm	Beam spread	
2 = 2700K		528	20°	
3 = 3000K		552		
look at table - vedi tabella				

□ Frame - Struttura CUP - Rosone

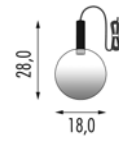
02 ● Black - Nero Black - Nero
06 ○ White - Bianco White - Bianco

Black power supply cable.
Cavo di alimentazione, nero.



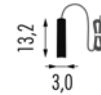
Filo System: 500 m/A

Pop Bijou



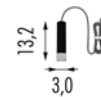
IP40	CE	CE	▽
500 m/A	6W	CRI>90	
3BU1.2 S.□	12m Cable		
3BU2.2 S.□	22m Cable		
Led color	Nominal lm	Beam spread	
2 = 2700K	528	25°	
3 = 3000K	552		

Pop C'est Moi



IP20	CE	CE	▽
500 m/A	6W	CRI>90	
3CM1.2 S.□	12m Cable		
3CM2.2 S.□	22m Cable		
Led color	Nominal lm	Beam spread	
2 = 2700K	528	20°	
3 = 3000K	552		

Pop C'est Toi



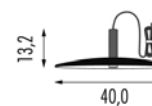
IP20	CE	CE	▽
500 m/A	6W	CRI>90	
3CT1.2 S.□	12m Cable		
3CT2.2 S.□	22m Cable		
Led color	Nominal lm	Beam spread	
2 = 2700K	528	20°	
3 = 3000K	552		

Pop Chérie



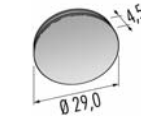
IP40	CE	CE	▽
500 m/A	6W	CRI>90	
3CE1.2 S.□	12m Cable		
3CE2.2 S.□	22m Cable		
Led color	Nominal lm	Beam spread	
2 = 2700K	528	20°	
3 = 3000K	552		

Pop Chapeau

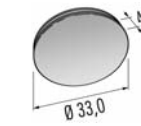


IP20	CE	CE	▽
500 m/A	6W	CRI>90	
3CH1.2 S.□	12m Cable		
3CH2.2 S.□	22m Cable		
Led color	Nominal lm	Beam spread	
2 = 2700K	528	20°	
3 = 3000K	552		






CUP Canopy © min. 3 max 12 diffusers Black - Nero
3FL5.029.02 on/off
3FL5.C29.02 0/1...10V
3FL5.F29.02 DALI - Push



CUP Canopy © min. 6 max 24 diffusers Black - Nero
3FL5.033.02 On/off
3FL5.E33.02 DALI - Push - 0/1...10V



Mounting supports - Supporti di fissaggio Sistema Filo


1KIT.WM5.02 5 units Black - Nero
1KIT.WM8.02 8 units Black - Nero



CUP Canopy © for max 2 diffusers Black - Nero
3FL5.CUP.02 IGBT - Triac



CUP with Plug-in © for max 1 diffuser Black - Nero
3FL5.PIN.02 On/off



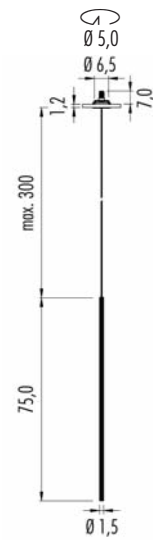
Mounting supports - Supporti di fissaggio Sistema Filo

1KIT.WM5.02 5 units Black - Nero

1KIT.WM8.02 8 units Black - Nero



Pop Petit

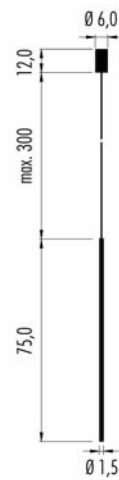


IP54 © **ARC** CE ▽
220-240V 2,3W CRI>90 on/off

3PTA.2 ■ L. □

Led color	Nominal lm	Beam spread
2 = 2700K	237	60°
3 = 3000K	256	

ARC canopy - rosone: White - Bianco



IP20 © **CUP** CE ▽
220-240V 2,3W CRI>90 on/off

3PTC.2 ■ L. □

Led color	Nominal lm	Beam spread
2 = 2700K	237	60°
3 = 3000K	256	


look at table - vedi tabella

□ Frame - Struttura CUP - Rosone

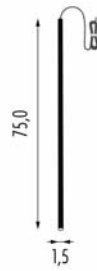
02 ● Black - Nero Black - Nero

06 ○ White - Bianco White - Bianco

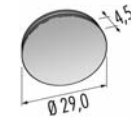
Black power supply cable.
Cavo di alimentazione, nero.



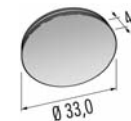
Pop Petit - Filo System: 700 m/A



IP40	CE	
700 m/A	2,3W	CRI>90
3PT1.2 L □	12m Cable	
3PT2.2 L □	22m Cable	
Led color	Nominal lm	Beam spread
2 = 2700K	528	60°
3 = 3000K	552	



CUP Canopy © min. 3 max 12 diffusers Black - Nero
3FL7.029.02 on/off
3FL7.F29.02 DALI - Push



CUP Canopy © min. 6 max 24 diffusers Black - Nero
3FL7.033.02 On/off


CUP Canopy © min. 3 max 24 diffusers Black - Nero
3FL7.E33.02 DALI - Push - 0/1...10V



CUP Canopy © for max 2 diffusers Black - Nero
3FL7.CUP.02 IGBT - Triac



CUP with Plug-in © for max 1 diffuser Black - Nero
3FL7.PIN.02 On/off



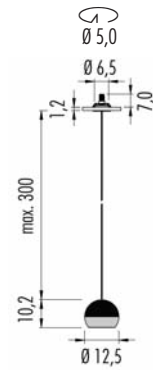
Mounting supports - Supporti di fissaggio Sistema Filo

1KIT.WM5.02 5 units Black - Nero

1KIT.WM8.02 8 units Black - Nero



Pop Bon Bon

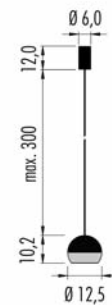


IP20 © **ARC** CE ▽
220-240V 8W CRI>95 on/off

3BBA.2 ■ ▣ ▢ □

Led color	Nominal lm	Beam spread
2 = 2700K	893	M = 38°
3 = 3000K	939	S = 22°

ARC canopy - rosone: White - Bianco



IP20 © **CUP** CE ▽
220-240V 8W CRI>95 on/off

3BBC.2 ■ ▣ ▢ □

Led color	Nominal lm	Beam spread
2 = 2700K	893	M = 38°
3 = 3000K	939	S = 22°

look at table - vedi tabella

□ Up Down CUP - Rosone

02	● ●	Black/Black - Nero/Nero	Black - Nero
06	○ ○	White/White - Bianco/Bianco	White - Bianco
BC	● ●	Blue/Copper - Blu/Rame	Black - Nero
GC	● ●	Green/Copper - Verde/Rame	Black - Nero
PC	● ●	Rose/Copper - Rosa/Rame	Black - Nero
CR	● ●	Copper/Red - Rame/Rosso	Black - Nero

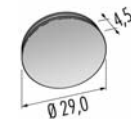
Black power supply cable.
Cavo di alimentazione, nero.



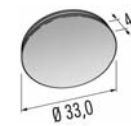
Pop Bon Bon - Filo System: 250 m/A



IP20	CE	
250 m/A	8W	CRI>95
3BB1.2	12m Cable	
3BB2.2	22m Cable	
Led color	Nominal lm	Beam spread
2 = 2700K	893	M = 38°
3 = 3000K	939	S = 22°




CUP Canopy © min. 3 max 3 diffusers Black - Nero
3FL2.029.02 On/off
3FL2.F29.02 DALI - Push



CUP Canopy © min. 6 max 6 diffusers Black - Nero
3FL2.033.02 On/off

CUP Canopy © min. 3 max 9 diffusers Black - Nero
3FL2.E33.02 DALI - Push - 0/1...10V



Mounting supports - Supporti di fissaggio Sistema Filo

1KIT.WM5.02 5 units Black - Nero

1KIT.WM8.02 8 units Black - Nero






CUP Canopy © for max 2 diffusers Black - Nero
3FL2.CUP.02 On/off




CUP with Plug-in © for max 1 diffuser Black - Nero
3FL2.PIN.02 On/off



Wall - Ceiling Mounting - Supporti di fissaggio Sistema Filo

1KIT.WM5.02 5 units Black - Nero

1KIT.WM8.02 8 units Black - Nero




Pop 00 Ø 3,0 trimless




Pop 00 Ø 3,0 trimless

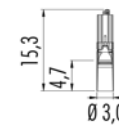
For plasterboard and brickwork. Per cartongesso e laterizio



□	Frame - Struttura
02 ●	Black - Nero
06 ○	White - Bianco



IP40	MC-E=3	CE	▽	⊕
500m/A	LED 6W	CRI>90		
3P00.3	■ M. □			



IP54	MC-E=3	CE	▽	⊕
500m/A	LED 6W	CRI>90		
3P00.3	■ M9. □			

■ Led color	Nominal lm	▲ Beam spread
2 = 2700K	528	17°
3 = 3000K	552	

© (m-M) driver ONLY in remote installation
posizionare il driver in remoto

- 3KIT.500.15 (1-1) on/off
- 3KIT.501.50 (1-7) DALI - Push - 1...10V
- 3KIT.502.20 (1-3) DALI
- 3KIT.503.20 (1-3) Push - 1...10
- 3KIT.504.10 (1-1) IGBT - TRIAC

Pop P00: housing for plasterboard - Cassafornia cartongesso

- 1Z00.030.01 ⤴ ⤵ Ø 4,0cm

Pop P00: housing for brickwork - Cassafornia laterizio

- 1M00.030.01

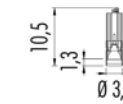
(m-M) = min. Led unit - Max Led unit. Led and Emergency unit, warranty only when used together with driver bought from Oty srl.

Pop 00 NaNo Ø 3,0 trimless

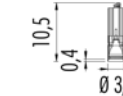
For plasterboard. Per cartongesso



□	Frame - Struttura
02 ●	Black - Nero
06 ○	White - Bianco



IP40	MC-E=3	CE	▽	⊕
500m/A	LED 6W	CRI>90		
3N00.3	■ M. □			



IP54	MC-E=3	CE	▽	⊕
500m/A	LED 6W	CRI>90		
3N00.3	■ M9. □			

■ Led color	Nominal lm	▲ Beam spread
2 = 2700K	528	25°
3 = 3000K	552	

© (m-M) driver ONLY in remote installation
posizionare il driver in remoto

- 3KIT.500.15 (1-1) on/off
- 3KIT.501.50 (1-7) DALI - Push - 1...10V
- 3KIT.502.20 (1-3) DALI
- 3KIT.503.20 (1-3) Push - 1...10
- 3KIT.504.10 (1-1) IGBT - TRIAC


Pop N00 NaNo: housing for plasterboard - Cassafornia cartongesso

- 1N00.030.01 ⤴ ⤵ Ø 4,0cm

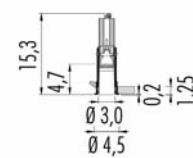
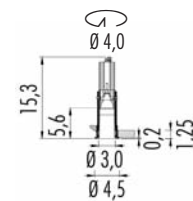
(m-M) = gestione minima e massima delle unità Led. I Led e le unità di emergenza, sono coperti da garanzia solo se utilizzati in abbinamento con i driver forniti dalla Oty srl.

easy Pop 00 Ø 3,0 with trim

For plasterboard and brickwork. Per cartongesso e laterizio



- Frame - Struttura
- 02 ● Black - Nero
- 06 ○ White - Bianco



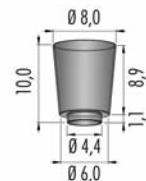
IP40	MC-E=3	CE
500m/A	LED 6W	CRI>90
3E00.3 ■ M. □		

IP54	MC-E=3	CE
500m/A	LED 6W	CRI>90
3E00.3 ■ M9. □		

Led color	Nominal lm	Beam spread
2 = 2700K	528	17°
3 = 3000K	552	

© (m-M) driver ONLY in remote installation
posizionare il driver in remoto

- 3KIT.500.15 (1-1) on/off
- 3KIT.501.50 (1-7) DALI - Push - 1...10V
- 3KIT.502.20 (1-3) DALI
- 3KIT.503.20 (1-3) Push - 1...10
- 3KIT.504.10 (1-1) IGBT - TRIAC



Housing for brickwork - Cassaforma laterizio

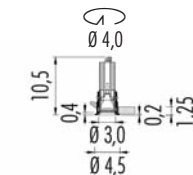
1E00.030.01

easy Pop 00 NaNo Ø 3,0 with trim

For plasterboard and brickwork. Per cartongesso e laterizio



- Frame - Struttura
- 02 ● Black - Nero
- 06 ○ White - Bianco



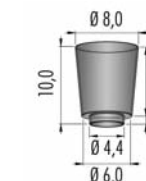
IP40	MC-E=3	CE
500m/A	LED 6W	CRI>90
3F00.3 ■ M. □		

IP54	MC-E=3	CE
500m/A	LED 6W	CRI>90
3F00.3 ■ M9. □		

Led color	Nominal lm	Beam spread
2 = 2700K	528	25°
3 = 3000K	552	

© (m-M) driver ONLY in remote installation
posizionare il driver in remoto

- 3KIT.500.15 (1-1) on/off
- 3KIT.501.50 (1-7) DALI - Push - 1...10V
- 3KIT.502.20 (1-3) DALI
- 3KIT.503.20 (1-3) Push - 1...10
- 3KIT.504.10 (1-1) IGBT - TRIAC




Housing for brickwork - Cassaforma laterizio

1E00.030.01

Pop 01 Ø 5,5 trimless

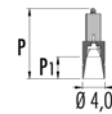


Pop 01 Ø 4,0 trimless
For plasterboard. Per cartongesso



- Frame - Struttura
02 ● Black - Nero
06 ○ White - Bianco

Pop P01	P	P1
3P01.200.□ led IP40	9,1	3,9
3P01.2■S.□ led IP40	13,2	3,9
3P01.2■S9.□ led IP54	14,0	3,9




IP40	⊙	MC-E=3	CE	▽	⊕
12V					
3P01.200.□		GU4 max 35W			
3KIT.201.050		max 50VA			
Dimmable gear: IGBT					
IP40	⊙	MC-E=3	CE	▽	⊕
500m/A		LED 6W			CRI>90
3P01.2■S.□					
IP54	⊙	MC-E=3	CE	▽	⊕
500m/A		LED 6W			CRI>90
3P01.2■S9.□					
■ Led color	Nominal lm	▲ Beam spread			
2 = 2700K	528	22°			
3 = 3000K	552				

© (m-M)	Driver
3KIT.500.15 (1-1)	on/off
3KIT.501.50 (1-7)	DALI - Push - 1...10V remote installation - in remoto
3KIT.502.20 (1-3)	DALI remote installation - in remoto
3KIT.503.20 (1-3)	Push - 1...10 remote installation - in remoto
3KIT.504.10 (1-1)	IGBT - TRIAC remote installation - in remoto

Housing for plasterboard - Cassaforma cartongesso

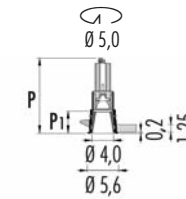
- **1Z00.040.01** ⤷ Ø 5,1cm

easy Pop 01 Ø 4,0 with trim
For plasterboard and brickwork. Per cartongesso e laterizio



- Frame - Struttura
02 ● Black - Nero
06 ○ White - Bianco

Pop E01	P	P1
3E01.200.□ led IP40	9,1	3,9
3E01.2■S.□ led IP40	13,2	3,9
3E01.2■S9.□ led IP54	14,0	3,9

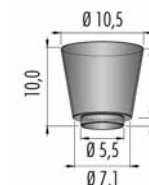


IP40	⊙	MC-E=3	CE	▽	⊕
12V					
3E01.200.□		GU4 max 35W			
3KIT.201.050		max 50VA			
Dimmable gear: IGBT					
IP40	⊙	MC-E=3	CE	▽	⊕
500m/A		LED 6W			CRI>90
3E01.2■S.□					
IP54	⊙	MC-E=3	CE	▽	⊕
500m/A		LED 6W			CRI>90
3E01.2■S9.□					
■ Led color	Nominal lm	▲ Beam spread			
2 = 2700K	528	22°			
3 = 3000K	552				

© (m-M)	Driver
3KIT.500.15 (1-1)	on/off
3KIT.501.50 (1-7)	DALI - Push - 1...10V remote installation - in remoto
3KIT.502.20 (1-3)	DALI remote installation - in remoto
3KIT.503.20 (1-3)	Push - 1...10 remote installation - in remoto
3KIT.504.10 (1-1)	IGBT - TRIAC remote installation - in remoto


Housing for brickwork - Cassaforma laterizio

- **1E00.040.01**



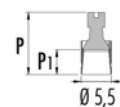
Pop 01 Ø 5,5 trimless

For plasterboard and brickwork. Per cartongesso e laterizio



- Frame - Struttura
 02 ● Black - Nero
 06 ○ White - Bianco

	Pop P01	P	P1
3P01.210.□	GU10	13,2	4,4
3P01.211.□	GU10 led	—	4,4
4P01.211.□	GU10 led + honeycomb	—	4,4
3P01.220.□	GU5.3	11,6	4,4
4P01.220.□	GU5.3 led + honeycomb	—	4,4
3P01.2209.□	GU5.3 IP44	13,0	3,4
4P01.2209.□	GU5.3 IP44 led + honeycomb	—	3,4
3P01.K■S.□	led 9,5W IP40	13,8	4,4
4P01.K■S.□	led 9,5W IP40 + honeycomb	14,3	4,4
3P01.K■S9.□	led 9,5W IP44	14,3	4,4
4P01.K■S9.□	led 9,5W IP44 + honeycomb	14,8	4,4



IP20		CE	▽	□
220V ÷ 240V				
3P01.210.□	GU10 max 50W			
3P01.211.□	GU10 led			
4P01.211.□	GU10 led			
<i>With honeycomb. Con frangiluce</i>				

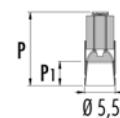
IP20		CE	▽	⊕
12V				
3P01.220.□	GU5.3 max 50W			
4P01.220.□	GU5.3 led			
<i>With honeycomb. Con frangiluce</i>				
3KIT.201.050	max 50VA			
<i>Dimmable gear: IGBT</i>				

IP44		CE	▽	⊕
12V				
3P01.2209.□	GU5.3 max 35W			
4P01.2209.□	GU5.3 led			
<i>With honeycomb. Con frangiluce</i>				
3KIT.201.050	max 50VA			
<i>Dimmable gear: IGBT</i>				

IP40	Flicker < 20%	CE	▽	□
220V ÷ 240V	LED 9,5W			CRI>90
3P01.K■S.□	dim IGBT - TRIAC			
4P01.K■S.□	dim IGBT - TRIAC			
<i>With honeycomb. Con frangiluce</i>				

IP44	Flicker < 20%	CE	▽	□
220V ÷ 240V	LED 9,5W			CRI>90
3P01.K■S9.□	dim IGBT - TRIAC			
4P01.K■S9.□	dim IGBT - TRIAC			
<i>With honeycomb. Con frangiluce</i>				

Led color	Nominal lm	Beam spread
2 = 2700K	710	24°
3 = 3000K	760	



Pop P01		P	P1
3P01.3■▲.□	led IP40	13,4	4,4
4P01.3■▲.□	led IP40 + honeycomb	13,9	4,4
3P01.3■▲9.□	led IP54	14,1	3,4
4P01.3■▲9.□	led IP54 + honeycomb	14,6	3,4
3P01.3W▲.□	led IP40	10,7	4,4
4P01.3W▲.□	led IP40 + honeycomb	11,2	4,4
3P01.3W▲9.□	led IP54	11,3	3,4
4P01.3W▲9.□	led IP54 + honeycomb	11,8	3,4

IP40	MC-E=3	CE	▽	⊕
350m/A	LED 11W			CRI>95
3P01.3■▲.□				
4P01.3■▲.□				
<i>With honeycomb. Con frangiluce</i>				
IP54	MC-E=3	CE	▽	⊕
350m/A	LED 11W			CRI>95
3P01.3■▲9.□				
4P01.3■▲9.□				
<i>With honeycomb. Con frangiluce</i>				
■ Led color	Nominal lm	▲ Beam spread		
2 = 2700K	1195	S = 22°		
3 = 3000K	1257	T = 12°		
4 = 4000K	1313			

© (m-M) Driver
3KIT.350.1L (1-1) on/off
3KIT.351.40 (1-3) DALI - Push - 1...10V <i>remote installation - in remoto</i>
3KIT.352.15 (1-1) DALI
3KIT.353.15 (1-1) Push - 1...10V
3KIT.354.18 (1-1) IGBT - TRIAC

Emergency unit: (inverter + battery. Driver not included)
remote installation - in remoto

3KIT.900.01 (1-1)	1:00 hour
3KIT.900.03 (1-1)	3:00 hours

Housing for plasterboard - Cassaforma cartongesso ↻ Ø 6,5cm

- 1Z00.055.01 Single
- 1Z00.055.2L Double
- 1Z00.055.3L Triple


Housing for brickwork - Cassaforma laterizio

- 1M00.055.01

(m-M) = min. Led unit - Max Led unit. Led and Emergency unit, warranty only when used together with driver bought from Oty srl.

(m-M) = gestione minima e massima delle unità Led. I Led e le unità di emergenza, sono coperti da garanzia solo se utilizzati in abbinamento con i driver forniti dalla Oty srl.

Pop 01 NaNo Ø 5,5 trimless
For plasterboard and brickwork. Per cartongesso e laterizio



With honeycomb. Con frangiluce

Housing for plasterboard - Cassaforma cartongesso ↻ Ø 6,5cm

- 1Z00.055.01 Single
- 1Z00.055.2L Double
- 1Z00.055.3L Triple

Housing for brickwork - Cassaforma laterizio

- 1M00.055.01

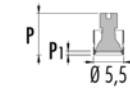
□ Frame - Struttura

- 02 ● Black - Nero
- 06 ○ White - Bianco

(m-M) = min. Led unit - Max Led unit. Led and Emergency unit, warranty only when used together with driver bought from Oty srl.

(m-M) = gestione minima e massima delle unità Led. I Led e le unità di emergenza, sono coperti da garanzia solo se utilizzati in abbinamento con i driver forniti dalla Oty srl.

Pop NO1		P	P1
3N01.210.□	GU10	9,5	0,7
3N01.211.□	GU10 led	—	0,7
4N01.211.□	GU10 led + honeycomb	—	0,7
3N01.220.□	GU5.3	7,9	0,7
4N01.220.□	GU5.3 led + honeycomb	—	0,7
3N01.2209.□	GU5.3 IP44	8,8	0,7
4N01.2209.□	GU5.3 IP44 led + honeycomb	—	0,7
3N01.K□□□.□	led 9,5W IP40	10,5	0,7
4N01.K□□□.□	led 9,5W IP40 + honeycomb	11,0	0,7
3N01.K□□□9.□	led 9,5W IP44	11,0	0,7
4N01.K□□□9.□	led 9,5W IP44 + honeycomb	11,5	0,7
3N01.3□□□.□	led IP40	6,8	0,7
4N01.3□□□.□	led IP40 + honeycomb	7,3	0,7
3N01.3□□□9.□	led IP54	7,6	0,7
4N01.3□□□9.□	led IP54 + honeycomb	8,1	0,7
3N01.3W□□.□	led IP40	6,9	0,7
4N01.3W□□.□	led IP40 + honeycomb	7,4	0,7
3N01.3W□□9.□	led IP54	7,8	0,7
4N01.3W□□9.□	led IP54 + honeycomb	8,3	0,7



IP20		CE	▽	□
220V ÷ 240V				
3N01.210.□	GU10 max 50W			
3N01.211.□	GU10 led			
4N01.211.□	GU10 led			
With honeycomb. Con frangiluce				

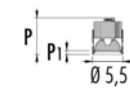
IP20		CE	▽	⊕
12V				
3N01.220.□	GU5.3 max 50W			
4N01.220.□	GU5.3 led			
With honeycomb. Con frangiluce				
3KIT.201.050	max 50VA			
Dimmable gear: IGBT				

IP44		CE	▽	⊕
12V				
3N01.2209.□	GU5.3 max 35W			
4N01.2209.□	GU5.3 led			
With honeycomb. Con frangiluce				
3KIT.201.050	max 50VA			
Dimmable gear: IGBT				

IP40	Flicker < 20%	CE	▽	□
220V ÷ 240V	LED 9,5W			CRI>90
3N01.K□□□.□	dimmm IGBT - TRIAC			
4N01.K□□□.□	dimmm IGBT - TRIAC			
With honeycomb. Con frangiluce				

IP44	Flicker < 20%	CE	▽	□
220V ÷ 240V	LED 9,5W			CRI>90
3N01.K□□□9.□	dimmm IGBT - TRIAC			
4N01.K□□□9.□	dimmm IGBT - TRIAC			
With honeycomb. Con frangiluce				

Led color	Nominal lm	Beam spread
2 = 2700K	710	M = 36°
3 = 3000K	760	S = 24°



IP40	MC-E=3	CE	▽	⊕
250m/A	LED 8W			CRI>95
3N01.3□□□.□				
4N01.3□□□.□				
With honeycomb. Con frangiluce				

IP54	MC-E=3	CE	▽	⊕
250m/A	LED 8W			CRI>95
3N01.3□□□9.□				
4N01.3□□□9.□				
With honeycomb. Con frangiluce				

Led color	Nominal lm	Beam spread
2 = 2700K	779	M = 38°
3 = 3000K	819	S = 22°
4 = 4000K	855	T = 12°

Driver	(m-M)
3KIT.250.1L (1-1)	on/off
3KIT.251.28 (1-3)	DALI - Push - 1...10V remote installation - in remoto
3KIT.252.12 (1-1)	DALI
3KIT.253.13 (1-1)	Push - 1...10V
3KIT.254.12 (1-1)	IGBT - TRIAC

Emergency unit: (inverter + battery. Driver not included) remote installation - in remoto

3KIT.900.01 (1-1)	1:00 hour
3KIT.900.03 (1-1)	3:00 hours

IP40	DimToWarm	CE	▽	⊕
350m/A	LED 6W			CRI 95
3N01.3W□□.□				
4N01.3W□□.□				
With honeycomb. Con frangiluce				

IP54	DimToWarm	CE	▽	⊕
350m/A	LED 6W			CRI 95
3N01.3W□□9.□				
4N01.3W□□9.□				
With honeycomb. Con frangiluce				

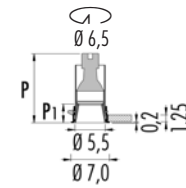
Led color	Nominal lm	Beam spread
W= max 3000K	max 445 lm	M = 30°
min. 1800K	min. 10 lm	S = 18°

Driver	(m-M)
3KIT.352.W15 (1-1)	DALI
3KIT.354.W10 (1-1)	IGBT - TRIAC

easy Pop 01 Ø 5,5 with trim
For plasterboard and brickwork. Per cartongesso e laterizio



- Frame - Struttura
02 ● Black - Nero
06 ○ White - Bianco



IP20	CE	▽	□
220V ÷ 240V			
3E01.210. □	GU10	max 50W	
3E01.211. □	GU10	led	
4E01.211. □	GU10	led	
<i>With honeycomb. Con frangiluce</i>			

IP20	CE	▽	⊕
12V			
3E01.220. □	GU5.3	max 50W	
4E01.220. □	GU5.3	led	
<i>With honeycomb. Con frangiluce</i>			
3KIT.201.050		max 50VA	
<i>Dimmable gear: IGBT</i>			

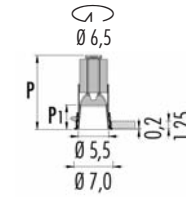
IP44	CE	▽	⊕
12V			
3E01.2209. □	GU5.3	max 35W	
4E01.2209. □	GU5.3	led	
<i>With honeycomb. Con frangiluce</i>			
3KIT.201.050		max 50VA	
<i>Dimmable gear: IGBT</i>			

IP40	Flicker < 20%	CE	▽	□
220V ÷ 240V	LED 9,5W	CRI>90		
3E01.K ■S.□	dim	IGBT - TRIAC		
4E01.K ■S.□	dim	IGBT - TRIAC		
<i>With honeycomb. Con frangiluce</i>				

IP44	Flicker < 20%	CE	▽	□
220V ÷ 240V	LED 9,5W	CRI>90		
3E01.K ■S9.□	dim	IGBT - TRIAC		
4E01.K ■S9.□	dim	IGBT - TRIAC		
<i>With honeycomb. Con frangiluce</i>				

■ Led color	Nominal lm	▲ Beam spread
2 = 2700K	710	24°
3 = 3000K	760	

	Pop E01	P	P1
3E01.210.□	GU10	13,2	4,4
3E01.211.□	GU10 led	—	4,4
4E01.211.□	GU10 led + honeycomb	—	4,4
3E01.220.□	GU5.3	11,6	4,4
4E01.220.□	GU5.3 led + honeycomb	—	4,4
3E01.2209.□	GU5.3 IP44	13,0	3,4
4E01.2209.□	GU5.3 IP44 led + honeycomb	—	3,4
3E01.K■S.□	led 9,5W IP40	13,8	4,4
4E01.K■S.□	led 9,5W IP40 + honeycomb	14,3	4,4
3E01.K■S9.□	led 9,5W IP40	15,2	4,4
4E01.K■S9.□	led 9,5W IP40 + honeycomb	15,7	4,4



	Pop E01	P	P1
3E01.3	led IP40	13,4	4,4
4E01.3	led IP40 + honeycomb	13,9	4,4
3E01.3	led IP54	14,1	3,4
4E01.3	led IP54 + honeycomb	14,6	3,4
3E01.3W	led IP40	10,7	4,4
4E01.3W	led IP40 + honeycomb	11,2	4,4
3E01.3W	led IP54	11,3	3,4
4E01.3W	led IP54 + honeycomb	11,8	3,4

IP40	MC-E=3	CE	▽	⊕
350m/A	LED 11W	CRI>95		
3E01.3 ■▲.□				
4E01.3 ■▲.□				
<i>With honeycomb. Con frangiluce</i>				

IP54	MC-E=3	CE	▽	⊕
350m/A	LED 11W	CRI>95		
3E01.3 ■▲9.□				
4E01.3 ■▲9.□				
<i>With honeycomb. Con frangiluce</i>				

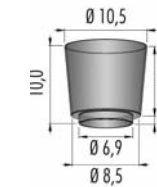
■ Led color	Nominal lm	▲ Beam spread
2 = 2700K	1195	S = 22°
3 = 3000K	1257	T = 12°
4 = 4000K	1313	

© (m-M) Driver	
3KIT.350.1L (1-1)	on/off
3KIT.351.40 (1-3)	DALI - Push - 1...10V <i>remote installation - in remoto</i>

3KIT.352.15 (1-1)	DALI
3KIT.353.15 (1-1)	Push - 1...10V
3KIT.354.18 (1-1)	IGBT - TRIAC

Emergency unit: (inverter + battery. Driver not included)
remote installation - in remoto

3KIT.900.01 (1-1)	1:00 hour
3KIT.900.03 (1-1)	3:00 hours



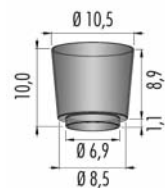
Housing for brickwork - Cassaforma laterizio

1E00.055.01

(m-M) = min. Led unit - Max Led unit. Led and Emergency unit, warranty only when used together with driver bought from Oty srl.

(m-M) = gestione minima e massima delle unità Led. I Led e le unità di emergenza, sono coperti da garanzia solo se utilizzati in abbinamento con i driver forniti dalla Oty srl.

easy Pop 01 NaNo Ø 5,5 with trim
For plasterboard and brickwork. Per cartongesso e laterizio



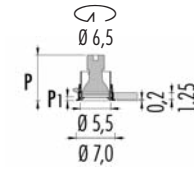
Housing for brickwork - Cassaforma laterizio

1E00.055.01

- Frame - Struttura
- 02 ● Black - Nero
- 06 ○ White - Bianco

With honeycomb. Con frangiluce

Pop F01		P	P1
3F01.210.□	GU10	9,5	0,7
3F01.211.□	GU10 led	—	0,7
4F01.211.□	GU10 led + honeycomb	—	0,7
3F01.220.□	GU5.3	7,9	0,7
4F01.220.□	GU5.3 led + honeycomb	—	0,7
3F01.2209.□	GU5.3 IP44	8,8	0,7
4F01.2209.□	GU5.3 IP44 led + honeycomb	—	0,7
3F01.K■▲□	led 9,5W IP40	10,5	0,7
4F01.K■▲□	led 9,5W IP40 + honeycomb	11,0	0,7
3F01.K■▲9□	led 9,5W IP40	11,4	0,7
4F01.K■▲9□	led 9,5W IP40 + honeycomb	11,9	0,7
3F01.3■▲□	led IP40	6,8	0,7
4F01.3■▲□	led IP40 + honeycomb	7,3	0,7
3F01.3■▲9□	led IP54	7,6	0,7
4F01.3■▲9□	led IP54 + honeycomb	8,1	0,7
3F01.3W▲□	led IP40	6,9	0,7
4F01.3W▲□	led IP40 + honeycomb	7,4	0,7
3F01.3W▲9□	led IP54	7,8	0,7
4F01.3W▲9□	led IP54 + honeycomb	8,3	0,7



IP20	CE	▽	□
220V ÷ 240V			
3F01.210.□	GU10	max 50W	
3F01.211.□	GU10	led	
4F01.211.□	GU10	led	
With honeycomb. Con frangiluce			

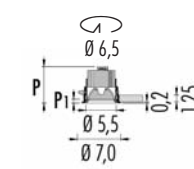
IP20	CE	▽	◆
12V			
3F01.220.□	GU5.3	max 50W	
4F01.220.□	GU5.3	led	
With honeycomb. Con frangiluce			
3KIT.201.050	max 50VA		
Dimmable gear: IGBT			

IP44	CE	▽	◆
12V			
3F01.2209.□	GU5.3	max 35W	
4F01.2209.□	GU5.3	led	
With honeycomb. Con frangiluce			
3KIT.201.050	max 50VA		
Dimmable gear: IGBT			

IP40	Flicker < 20%	CE	▽	□
220V ÷ 240V	LED 9,5W			CRI>90
3F01.K■▲□	dimm IGBT - TRIAC			
4F01.K■▲□	dimm IGBT - TRIAC			
With honeycomb. Con frangiluce				

IP44	Flicker < 20%	CE	▽	□
220V ÷ 240V	LED 9,5W			CRI>90
3F01.K■▲9□	dimm IGBT - TRIAC			
4F01.K■▲9□	dimm IGBT - TRIAC			
With honeycomb. Con frangiluce				

Led color	Nominal lm	Beam spread
2 = 2700K	710	M = 36°
3 = 3000K	760	S = 24°



IP40	MC-E=3	CE	▽	◆
250m/A	LED 8W			CRI>95
3F01.3■▲□				
4F01.3■▲□				
With honeycomb. Con frangiluce				

IP54	MC-E=3	CE	▽	◆
250m/A	LED 8W			CRI>95
3F01.3■▲9□				
4F01.3■▲9□				
With honeycomb. Con frangiluce				

Led color	Nominal lm	Beam spread
2 = 2700K	779	M = 38°
3 = 3000K	819	S = 22°
4 = 4000K	855	T = 12°

Driver
© (m-M) Driver on/off
3KIT.250.1L (1-1)
3KIT.251.28 (1-3) DALI - Push - 1...10V remote installation - in remoto
3KIT.252.12 (1-1) DALI
3KIT.253.13 (1-1) Push - 1...10V
3KIT.254.12 (1-1) IGBT - TRIAC

Emergency unit: (inverter + battery. Driver not included) remote installation - in remoto

3KIT.900.01 (1-1)	1:00 hour
3KIT.900.03 (1-1)	3:00 hours

IP40	DimToWarm	CE	▽	◆
350m/A	LED 6W			CRI 95
3F01.3W▲□				
4F01.3W▲□				
With honeycomb. Con frangiluce				

IP54	DimToWarm	CE	▽	◆
350m/A	LED 6W			CRI 95
3F01.3W▲9□				
4F01.3W▲9□				
With honeycomb. Con frangiluce				

Led color	Nominal lm	Beam spread
W= max 3000K	max 445 lm	M = 30°
min. 1800K	min. 10 lm	S = 18°

Driver
© (m-M) Driver
3KIT.352.W15 (1-1) DALI
3KIT.354.W10 (1-1) IGBT - TRIAC

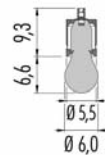
(m-M) = min. Led unit - Max Led unit. Led and Emergency unit, warranty only when used together with driver bought from Oty srl.
(m-M) = gestione minima e massima delle unità Led. I Led e le unità di emergenza, sono coperti da garanzia solo se utilizzati in abbinamento con i driver forniti dalla Oty srl.

Pop 01 Bulb ø 5,5 trimless



Pop 01 small Bulb trimless

For plasterboard and brickwork. Per cartongesso e laterizio



IP20	220V ÷ 240V	e27 led 4W	CRI>80
3P01.A2L.□	dimm IGBT - TRIAC		
■ Led color	Nominal lm	▲ Beam spread	
2700K	470	360°	

Housing for plasterboard - Cassaforma cartongesso \curvearrowright Ø 6,5cm

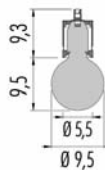
- 1Z00.055.01 Single
- 1Z00.055.2L Double
- 1Z00.055.3L Triple

Housing for brickwork - Cassaforma laterizio

- 1M00.055.01

Pop 01 big Bulb trimless

For plasterboard and brickwork. Per cartongesso e laterizio



IP20	220V ÷ 240V	e27 led 4W	CRI>80
3P01.B2L.□	dimm IGBT - TRIAC		
■ Led color	Nominal lm	▲ Beam spread	
2700K	470	360°	

Housing for plasterboard - Cassaforma cartongesso \curvearrowright Ø 6,5cm

- 1Z00.055.01

Housing for brickwork - Cassaforma laterizio

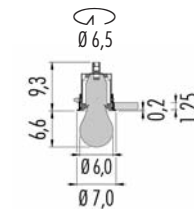
- 1M00.055.01

□ Frame - Struttura

- 02 ● Black - Nero
- 06 ○ White - Bianco

easy Pop 01 small Bulb with trim

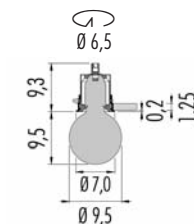
For plasterboard and brickwork. Per cartongesso e laterizio



IP20	220V ÷ 240V	e27 led 4W	CRI>80
3E01.A2L.□	dimm IGBT - TRIAC		
■ Led color	Nominal lm	▲ Beam spread	
2700K	470	360°	

easy Pop 01 big Bulb with trim

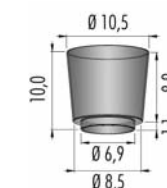
For plasterboard and brickwork. Per cartongesso e laterizio



IP20	220V ÷ 240V	e27 led 4W	CRI>80
3E01.B2L.□	dimm IGBT - TRIAC		
■ Led color	Nominal lm	▲ Beam spread	
2700K	470	360°	

□ Frame - Struttura

- 02 ● Black - Nero
- 06 ○ White - Bianco



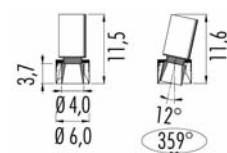
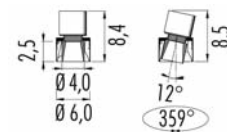
Housing for brickwork - Cassaforma laterizio

- 1E00.055.01

Pop 03 Ø 6,0 trimless
For plasterboard. Per cartongesso



- Frame - Struttura
- 02 Black - Nero
- 06 White - Bianco



IP20
12V
3P03.200. **GU4** max 35W
3KIT.201.050 max 50VA
Dimmable gear: IGBT

IP40
350lm/A **LED 11W** CRI>95
3P03.2 **S.**

Led color	Nominal lm	Beam spread
2 = 2700K	1195	22°
3 = 3000K	1257	
4 = 4000K	1313	

- © (m-M) Driver
- 3KIT.350.1L** (1-1) on/off
- 3KIT.351.40** (1-3) DALI - Push - 1...10V
remote installation - in remoto
- 3KIT.352.15** (1-1) DALI
- 3KIT.353.15** (1-1) Push - 1...10V
- 3KIT.354.18** (1-1) IGBT - TRIAC

Emergency unit: (inverter + battery. Driver not included)
remote installation - in remoto

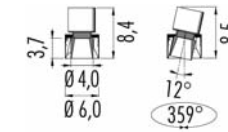
- 3KIT.900.01** (1-1) 1:00 hour
- 3KIT.900.03** (1-1) 3:00 hours

Housing for plasterboard - Cassaforma cartongesso Ø 7,6cm

- **1Z00.060.01**

(m-M) = min. Led unit - Max Led unit. Led and Emergency unit, warranty only when used together with driver bought from Oty srl.

Pop 03 NaNo Ø 6,0 trimless
For plasterboard. Per cartongesso



IP40
250lm/A **LED 8W** CRI>95
3N03.2 **S.**

Led color	Nominal lm	Beam spread
2 = 2700K	779	22°
3 = 3000K	819	
4 = 4000K	855	

- © (m-M) Driver
- 3KIT.250.1L** (1-1) on/off
- 3KIT.251.28** (1-3) DALI - Push - 1...10V
remote installation - in remoto
- 3KIT.252.12** (1-1) DALI
- 3KIT.253.13** (1-1) Push - 1...10V
- 3KIT.254.12** (1-1) IGBT - TRIAC

Emergency unit: (inverter + battery. Driver not included)
remote installation - in remoto

- 3KIT.900.01** (1-1) 1:00 hour
- 3KIT.900.03** (1-1) 3:00 hours

Housing for plasterboard - Cassaforma cartongesso Ø 7,6cm

- **1Z00.060.01**

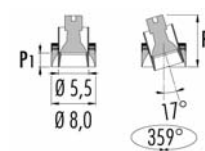
(m-M) = gestione minima e massima delle unità Led. I Led e le unità di emergenza, sono coperti da garanzia solo se utilizzati in abbinamento con i driver forniti dalla Oty srl.

Pop 03 Ø 8,0 trimless

For plasterboard and brickwork. Per cartongesso e laterizio



- Frame - Struttura
- 02 ● Black - Nero
- 06 ○ White - Bianco



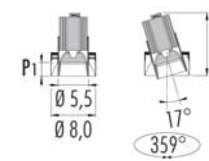
IP20	CE	V	□
220V ÷ 240V			
3P03.210.□	GU10	max 50W	
3P03.211.□	GU10	led	
4P03.211.□	GU10	led	
With honeycomb. Con frangiluce			

IP20	CE	V	⊕
12V			
3P03.220.□	GU5.3	max 50W	
4P03.220.□	GU5.3	led	
With honeycomb. Con frangiluce			
3KIT.201.050		max 50VA	
Dimmable gear: IGBT			

IP40	Flicker < 20%	CE	V	□
220V ÷ 240V	LED 9,5W	CRI>90		
3P03.K	dim	IGBT - TRIAC		
4P03.K	dim	IGBT - TRIAC		
With honeycomb. Con frangiluce				

Led color	Nominal lm	Beam spread
2 = 2700K	710	M = 36°
3 = 3000K	760	S = 24°

Pop P03		P	P1
3P03.210.□	GU10	11,0	2,5
3P03.211.□	GU10 led	—	2,5
4P03.211.□	GU10 led + honeycomb	—	2,5
3P03.220.□	GU5.3	9,4	2,5
4P03.220.□	GU5.3 led + honeycomb	—	2,5
3P03.K	led 9,5W IP40	11,4	2,5
4P03.K	led 9,5W IP40 + honeycomb	11,9	2,5



Pop P03		P	P1
3P03.3	M.□	led IP40	9,0 0,5
3P03.3	S.□	led IP40	11,0 2,5
3P03.3	T.□	led IP40	9,0 0,5
4P03.3	M.□	led IP40 + honeycomb	9,5 0,5
4P03.3	S.□	led IP40 + honeycomb	11,5 2,5
4P03.3	T.□	led IP40 + honeycomb	9,5 0,5
3P03.3WM.□		led IP40	6,8 0,5
3P03.3WS.□		led IP40	8,8 2,5
4P03.3WM.□		led IP40 + honeycomb	7,3 0,5
4P03.3WS.□		led IP40 + honeycomb	9,3 2,5

IP40	MC-E-3	CE	V	⊕
350m/A	LED 11W	CRI>95		
3P03.3	■▲□			
4P03.3	■▲□			
With honeycomb. Con frangiluce				
Led color	Nominal lm	Beam spread		
2 = 2700K	1195	M = 38°		
3 = 3000K	1257	S = 22°		
4 = 4000K	1313	T = 10°		

© (m-M) Driver	
3KIT.350.1L (1-1)	on/off
3KIT.351.40 (1-3)	DALI - Push - 1...10V remote installation - in remoto
3KIT.352.15 (1-1)	DALI
3KIT.353.15 (1-1)	Push - 1...10V
3KIT.354.18 (1-1)	IGBT - TRIAC

Emergency unit: (inverter + battery. Driver not included)

3KIT.900.01 (1-1)	1:00 hour
3KIT.900.03 (1-1)	3:00 hours

IP40	DimToWarm	CE	V	⊕
350m/A	LED 6W	CRI 95		
3P03.3W	▲□			
4P03.3W	▲□			
With honeycomb. Con frangiluce				

Led color	Nominal lm	Beam spread
W= max 3000K min. 1800K	max 445 lm min. 10 lm	M = 30° S = 18°

© (m-M) Driver	
3KIT.352.W15 (1-1) DALI	
3KIT.354.W10 (1-1) IGBT - TRIAC	

Housing for plasterboard - Cassaforma cartongesso Ø 9,5cm

- 1Z00.080.01 Single
- 1Z00.080.2L Double
- 1Z00.080.3L Triple

Housing for brickwork - Cassaforma laterizio

- 1M00.080.01

(m-M) = min. Led unit - Max Led unit. Led and Emergency unit, warranty only when used together with driver bought from Oty srl.

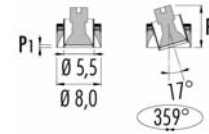
(m-M) = gestione minima e massima delle unità Led. I Led e le unità di emergenza, sono coperti da garanzia solo se utilizzati in abbinamento con i driver forniti dalla Oty srl.

Pop 03 NaNo Ø 8,0 trimless

For plasterboard and brickwork. Per cartongesso e laterizio



- Frame - Struttura
- 02 ● Black - Nero
- 06 ○ White - Bianco

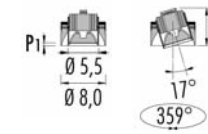


IP20	CE	V	□
220V ÷ 240V			
3N03.210.□	GU10	max 50W	
3N03.211.□	GU10	led	
4N03.211.□	GU10	led	
With honeycomb. Con frangiluce			

IP20	CE	V	⊕
12V			
3N03.220.□	GU5.3	max 50W	
4N03.220.□	GU5.3	led	
With honeycomb. Con frangiluce			
3KIT.201.050		max 50VA	
Dimmable gear: IGBT			

IP40	Flicker < 20%	CE	V	□
220V ÷ 240V	LED 9,5W	CRI > 90		
3N03.K	dim	IGBT - TRIAC		
4N03.K	dim	IGBT - TRIAC		
With honeycomb. Con frangiluce				
■ Led color	Nominal lm	▲ Beam spread		
2 = 2700K	710	M = 36°		
3 = 3000K	760	S = 24°		

Pop NaNo N03	P	P1
3N03.210.□	GU10	9,1 0,5
3N03.211.□	GU10 led	— 0,5
4N03.211.□	GU10 led + honeycomb	— 0,5
3N03.220.□	GU5.3	7,5 0,5
4N03.220.□	GU5.3 led + honeycomb	— 0,5
3N03.K	led 9,5W IP40	10,0 0,5
4N03.K	led 9,5W IP40 + honeycomb	10,5 0,5



Pop NaNo N03	P	P1
3N03.3 M.□	led IP40	6,1 0,5
3N03.3 S.□	led IP40	6,1 0,5
3N03.3 T.□	led IP40	6,1 0,5
4N03.3 M.□	led IP40 + honeycomb	6,6 0,5
4N03.3 S.□	led IP40 + honeycomb	6,6 0,5
4N03.3 T.□	led IP40 + honeycomb	6,6 0,5

IP40	MC-E-3	CE	V	⊕
250m/A	LED 8W	CRI > 95		
3N03.3				
4N03.3				
With honeycomb. Con frangiluce				
■ Led color	Nominal lm	▲ Beam spread		
2 = 2700K	779	M = 38°		
3 = 3000K	819	S = 22°		
4 = 4000K	855	T = 10°		

© (m-M)	Driver
3KIT.250.1L (1-1)	on/off
3KIT.251.2B (1-3)	DALI - Push - 1...10V remote installation - in remoto
3KIT.252.12 (1-1)	DALI
3KIT.253.13 (1-1)	Push - 1...10V
3KIT.254.12 (1-1)	IGBT - TRIAC

Emergency unit: (inverter + battery. Driver not included)	
3KIT.900.01 (1-1)	1:00 hour
3KIT.900.03 (1-1)	3:00 hours

Housing for plasterboard - Cassaforma cartongesso Ø 9,5cm

- 1Z00.080.01 Single
- 1Z00.080.2L Double
- 1Z00.080.3L Triple

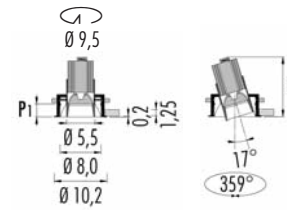
Housing for brickwork - Cassaforma laterizio

- 1M00.080.01

(m-M) = min. Led unit - Max Led unit. Led and Emergency unit, warranty only when used together with driver bought from Oty srl.

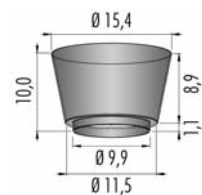
(m-M) = gestione minima e massima delle unità Led. I Led e le unità di emergenza, sono coperti da garanzia solo se utilizzati in abbinamento con i driver forniti dalla Oty srl.

easy Pop 03 Ø 8,0 with trim
For plasterboard and brickwork. Per cartongesso e laterizio



- Frame - Struttura
- 02 Black - Nero
- 06 White - Bianco

easy Pop E03		P	P1
3E03.K	led 9,5W IP40	11,4	2,5
4E03.K	led 9,5W IP40 + honeycomb	11,9	2,5
3E03.3	led IP40	9,0	0,5
3E03.3	led IP40	11,0	2,5
3E03.3	led IP40	9,0	0,5
4E03.3	led IP40 + honeycomb	9,5	0,5
4E03.3	led IP40 + honeycomb	11,5	2,5
4E03.3	led IP40 + honeycomb	9,5	0,5
3E03.3WM	led IP40	6,8	0,5
3E03.3WS	led IP40	8,8	2,5
4E03.3WM	led IP40 + honeycomb	7,3	0,5
4E03.3WS	led IP40 + honeycomb	9,3	2,5



Housing for brickwork - Cassaforma laterizio
1E00.080.01

(m-M) = min. Led unit - Max Led unit. Led and Emergency unit, warranty only when used together with driver bought from Oty srl.

IP40	Flicker < 20%	CE	▽	□
220V ÷ 240V	LED 9,5W	CRI>90		
3E03.K	dimmm IGBT - TRIAC			
4E03.K	dimmm IGBT - TRIAC			
With honeycomb. Con frangiluce				

Led color	Nominal lm	Beam spread
2 = 2700K	710	M = 36°
3 = 3000K	760	S = 24°

P40	MC-E=3	CE	▽	⊕
350m/A	LED 11W	CRI>95		
3E03.3				
4E03.3				
With honeycomb. Con frangiluce				

Led color	Nominal lm	Beam spread
2 = 2700K	1195	M = 38°
3 = 3000K	1257	S = 22°
4 = 4000K	1313	T = 10°

- © (m-M) Driver
- 3KIT.350.1L (1-1) on/off
- 3KIT.351.40 (1-3) DALI - Push - 1...10V remote installation - in remoto
- 3KIT.352.15 (1-1) DALI
- 3KIT.353.15 (1-1) Push - 1...10V
- 3KIT.354.18 (1-1) IGBT - TRIAC

Emergency unit: (inverter + battery. Driver not included)

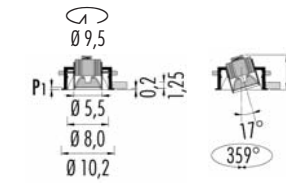
- 3KIT.900.01 (1-1) 1:00 hour
- 3KIT.900.03 (1-1) 3:00 hours

IP40	DimToWarm	CE	▽	⊕
350m/A	LED 6W	CRI 95		
3E03.3W				
4E03.3W				
With honeycomb				

Led color	Nominal lm	Beam spread
W= max 3000K	max 445 lm	M = 30°
min. 1800K	min. 10 lm	S = 18°

- © (m-M) Driver
- 3KIT.352.W15 (1-1) DALI
- 3KIT.354.W10 (1-1) IGBT - TRIAC

easy Pop 03 NaNo Ø 8,0 with trim
For plasterboard and brickwork. Per cartongesso e laterizio



- Frame - Struttura
- 02 Black - Nero
- 06 White - Bianco

easy NaNo Pop F03		P	P1
3F03.K	led 9,5W IP40	9,5	0,5
4F03.K	led 9,5W IP40 + honeycomb	9,9	0,5
3F03.3	led IP40	6,1	0,5
3F03.3	led IP40	6,1	0,5
3F03.3	led IP40	6,1	0,5
4F03.3	led IP40 + honeycomb	6,6	0,5
4F03.3	led IP40 + honeycomb	6,6	0,5
4F03.3	led IP40 + honeycomb	6,6	0,5

IP40	Flicker < 20%	CE	▽	□
220V ÷ 240V	LED 9,5W	CRI>90		
3F03.K	dimmm IGBT - TRIAC			
4F03.K	dimmm IGBT - TRIAC			
With honeycomb. Con frangiluce				

Led color	Nominal lm	Beam spread
2 = 2700K	710	M = 36°
3 = 3000K	760	S = 24°

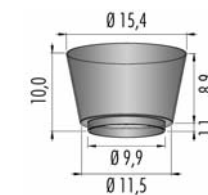
IP40	MC-E=3	CE	▽	⊕
250m/A	LED 8W	CRI>95		
3F03.3				
4F03.3				
With honeycomb. Con frangiluce				

Led color	Nominal lm	Beam spread
2 = 2700K	779	M = 38°
3 = 3000K	819	S = 22°
4 = 4000K	855	T = 10°

- © (m-M) Driver
- 3KIT.250.1L (1-1) on/off
- 3KIT.251.28 (1-3) DALI - Push - 1...10V remote installation - in remoto
- 3KIT.252.12 (1-1) DALI
- 3KIT.253.13 (1-1) Push - 1...10V
- 3KIT.254.12 (1-1) IGBT - TRIAC

Emergency unit: (inverter + battery. Driver not included)

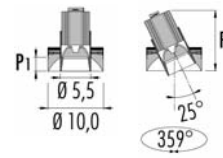
- 3KIT.900.01 (1-1) 1:00 hour
- 3KIT.900.03 (1-1) 3:00 hours



Housing for brickwork - Cassaforma laterizio
1E00.080.01

(m-M) = gestione minima e massima delle unità Led. I Led e le unità di emergenza, sono coperti da garanzia solo se utilizzati in abbinamento con i driver forniti dalla Oty srl.

Pop X3 Ø 10,0 trimless
For plasterboard. Per cartongesso



- Frame - Struttura
- 02 Black - Nero
- 06 White - Bianco

Pop PX3	P	P1
3PX3.K led 9,5W IP40	11,4	2,5
4PX3.K led 9,5W IP40 + honeycomb	11,9	2,5
3PX3.3 led IP40	9,0	0,5
3PX3.3 led IP40	11,0	2,5
3PX3.3 led IP40	9,0	0,5
4PX3.3 led IP40 + honeycomb	9,5	0,5
4PX3.3 led IP40 + honeycomb	11,5	2,5
4PX3.3 led IP40 + honeycomb	9,5	0,5
3PX3.3WM led IP40	6,8	0,5
3PX3.3WS led IP40	8,8	2,5
4PX3.3WM led IP40 + honeycomb	7,3	0,5
4PX3.3WS led IP40 + honeycomb	9,3	2,5

Housing for plasterboard - Cassaforma cartongesso Ø 11,4cm

- **1Z00.100.01**

IP40	Flicker < 20%	
220V ÷ 240V	LED 9,5W	CRI>90
3PX3.K <input type="checkbox"/>	dimm IGBT - TRIAC	
4PX3.K <input type="checkbox"/>	dimm IGBT - TRIAC	
With honeycomb. Con frangiluce		

Led color	Nominal lm	Beam spread
2 = 2700K	710	M = 36°
3 = 3000K	760	S = 24°

IP40	MC-E=3	
350m/A	LED 11W	CRI>95
3PX3.3 <input type="checkbox"/>		
4PX3.3 <input type="checkbox"/>		
With honeycomb. Con frangiluce		

Led color	Nominal lm	Beam spread
2 = 2700K	1195	M = 38°
3 = 3000K	1257	S = 22°
4 = 4000K	1313	T = 10°

- © (m-M) Driver
- 3KIT.350.1L (1-1) on/off
- 3KIT.351.40 (1-3) DALI - Push - 1...10V remote installation - in remoto
- 3KIT.352.15 (1-1) DALI
- 3KIT.353.15 (1-1) Push - 1...10V
- 3KIT.354.18 (1-1) IGBT - TRIAC

Emergency unit: (inverter + battery. Driver not included)

- 3KIT.900.01 (1-1) 1:00 hour
- 3KIT.900.03 (1-1) 3:00 hours

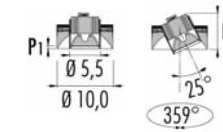
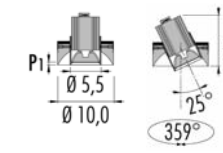
IP40	DimToWarm	
350m/A	LED 6W	CRI 95
3PX3.3W <input type="checkbox"/>		
4PX3.3W <input type="checkbox"/>		
With honeycomb. Con frangiluce		

Led color	Nominal lm	Beam spread
W= max 3000K	max 445 lm	M = 30°
min. 1800K	min. 10 lm	S = 18°

- © (m-M) Driver
- 3KIT.352.W15 (1-1) DALI
- 3KIT.354.W10 (1-1) IGBT - TRIAC

(m-M) = min. Led unit - Max Led unit. Led and Emergency unit, warranty only when used together with driver bought from Oty srl.

Pop X3 NaNo Ø 10,0 trimless
For plasterboard. Per cartongesso



- Frame - Struttura
- 02 Black - Nero
- 06 White - Bianco

Pop NaNo NX3	P	P1
3NX3.K <input type="checkbox"/>	9,5	0,5
4NX3.K <input type="checkbox"/>	9,9	0,5
3NX3.3 led IP40	6,1	0,5
3NX3.3 led IP40	6,1	0,5
3NX3.3 led IP40	6,1	0,5
4NX3.3 led IP40 + honeycomb	6,6	0,5
4NX3.3 led IP40 + honeycomb	6,6	0,5
4NX3.3 led IP40 + honeycomb	6,6	0,5

IP40	Flicker < 20%	
220V ÷ 240V	LED 9,5W	CRI>90
3NX3.K <input type="checkbox"/>	dimm IGBT - TRIAC	
4NX3.K <input type="checkbox"/>	dimm IGBT - TRIAC	
With honeycomb. Con frangiluce		

Led color	Nominal lm	Beam spread
2 = 2700K	710	M = 36°
3 = 3000K	760	S = 24°

IP40	MC-E=3	
250m/A	LED 8W	CRI>95
3NX3.3 <input type="checkbox"/>		
4NX3.3 <input type="checkbox"/>		
With honeycomb. Con frangiluce		

Led color	Nominal lm	Beam spread
2 = 2700K	779	M = 38°
3 = 3000K	819	S = 22°
4 = 4000K	855	T = 10°

- © (m-M) Driver
- 3KIT.250.1L (1-1) on/off
- 3KIT.251.28 (1-3) DALI - Push - 1...10V remote installation - in remoto
- 3KIT.252.12 (1-1) DALI
- 3KIT.253.13 (1-1) Push - 1...10V
- 3KIT.254.12 (1-1) IGBT - TRIAC

Emergency unit: (inverter + battery. Driver not included)

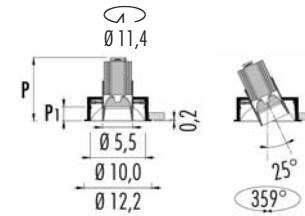
- 3KIT.900.01 (1-1) 1:00 hour
- 3KIT.900.03 (1-1) 3:00 hours

Housing for plasterboard - Cassaforma cartongesso Ø 11,4cm

- **1Z00.100.01**

(m-M) = gestione minima e massima delle unità Led. I Led e le unità di emergenza, sono coperti da garanzia solo se utilizzati in abbinamento con i driver forniti dalla Oty srl.

easy Pop X3 Ø 10,0 with trim
For plasterboard and brickwork. Per cartongesso e laterizio



IP40	Flicker < 20%	CE	▽	□
220V ÷ 240V	LED 9,5W	CRI>90		
3EX3.K	dimmi IGBT - TRIAC			
4EX3.K	dimmi IGBT - TRIAC			
With honeycomb. Con frangiluce				

Led color	Nominal lm	Beam spread
2 = 2700K	710	M = 36°
3 = 3000K	760	S = 24°

IP40	MC-E=3	CE	▽	⊕
350m/A	LED 11W	CRI>95		
3EX3.3				
4EX3.3				
With honeycomb. Con frangiluce				

Led color	Nominal lm	Beam spread
2 = 2700K	1195	M = 38°
3 = 3000K	1257	S = 22°
4 = 4000K	1313	T = 10°

© (m-M)	Driver
3KIT.350.1L (1-1)	on/off
3KIT.351.40 (1-3)	DALI - Push - 1...10V remote installation - in remoto
3KIT.352.15 (1-1)	DALI
3KIT.353.15 (1-1)	Push - 1...10V
3KIT.354.18 (1-1)	IGBT - TRIAC

Emergency unit: (inverter + battery. Driver not included)

3KIT.900.01 (1-1)	1:00 hour
3KIT.900.03 (1-1)	3:00 hours

IP40	DimToWarm	CE	▽	⊕
350m/A	LED 6W	CRI 95		

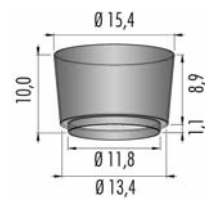
3EX3.3W	
4EX3.3W	

With honeycomb. Con frangiluce

Led color	Nominal lm	Beam spread
W= max 3000K	max 445 lm	M = 30°
min. 1800K	min. 10 lm	S = 18°

© (m-M)	Driver
3KIT.352.W15 (1-1)	DALI
3KIT.354.W10 (1-1)	IGBT - TRIAC

□	Frame - Struttura
02	Black - Nero
06	White - Bianco



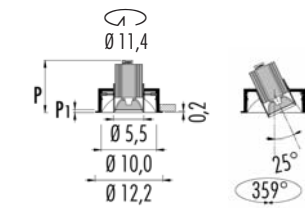
Housing for brickwork - Cassaforma laterizio

1E00.100.01

(m-M) = min. Led unit - Max Led unit. Led and Emergency unit, warranty only when used together with driver bought from Oty srl.

easy Pop EX3	P	P1
3EX3.K	11,4	2,5
4EX3.K	11,9	2,5
3EX3.3	9,0	0,5
3EX3.3	11,0	2,5
3EX3.3	9,0	0,5
4EX3.3	9,5	0,5
4EX3.3	11,5	2,5
4EX3.3	9,5	0,5
3EX3.3WM	6,8	0,5
3EX3.3WS	8,8	2,5
4EX3.3WM	7,3	0,5
4EX3.3WS	9,3	2,5

easy Pop X3 NaNo Ø 10,0 with trim
For plasterboard and brickwork. Per cartongesso e laterizio



IP40	Flicker < 20%	CE	▽	□
220V ÷ 240V	LED 9,5W	CRI>90		
3FX3.K	dimmi IGBT - TRIAC			
4FX3.K	dimmi IGBT - TRIAC			
With honeycomb. Con frangiluce				

Led color	Nominal lm	Beam spread
2 = 2700K	710	M = 36°
3 = 3000K	760	S = 24°

IP40	MC-E=3	CE	▽	⊕
250m/A	LED 8W	CRI>95		
3FX3.3				
4FX3.3				
With honeycomb. Con frangiluce				

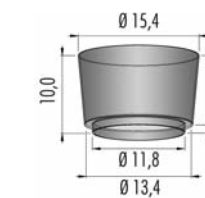
Led color	Nominal lm	Beam spread
2 = 2700K	779	M = 38°
3 = 3000K	819	S = 22°
4 = 4000K	855	T = 10°

© (m-M)	Driver
3KIT.250.1L (1-1)	on/off
3KIT.251.28 (1-3)	DALI - Push - 1...10V remote installation - in remoto
3KIT.252.12 (1-1)	DALI
3KIT.253.13 (1-1)	Push - 1...10V
3KIT.254.12 (1-1)	IGBT - TRIAC

Emergency unit: (inverter + battery. Driver not included)

3KIT.900.01 (1-1)	1:00 hour
3KIT.900.03 (1-1)	3:00 hours

□	Frame - Struttura
02	Black - Nero
06	White - Bianco



Housing for brickwork - Cassaforma laterizio

1E00.100.01

easy NaNo Pop FX3	P	P1
3FX3.K	9,5	0,5
4FX3.K	9,9	0,5
3FX3.3	6,1	0,5
3FX3.3	6,1	0,5
3FX3.3	6,1	0,5
4FX3.3	6,6	0,5
4FX3.3	6,6	0,5
4FX3.3	6,6	0,5

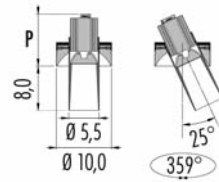
(m-M) = gestione minima e massima delle unità Led. I Led e le unità di emergenza, sono coperti da garanzia solo se utilizzati in abbinamento con i driver forniti dalla Oty srl.

Pop Y3 Ø 10,0 trimless



Pop Y3 Ø 10,0 trimless

For plasterboard. Per cartongesso



□	Frame - Struttura
02 ●	Black - Nero
06 ○	White - Bianco

Pop PY3	P	
3PY3.K ■ S. □	led 9,5W IP40	9,5
4PY3.K ■ S. □	led 9,5W IP40 + honeycomb	9,9
3PY3.3 ■ S. □	led IP40	8,5
4PY3.3 ■ S. □	led IP40 + honeycomb	9,0
3PY3.3WS. □	led IP40	6,1
4PY3.3WS. □	led IP40 + honeycomb	6,6

- Housing for plasterboard - Cassaforma cartongesso ↻ Ø 11,4cm
- **1Z00.100.01**

IP40	Flicker < 20%	CE	▽	⊕
220V ÷ 240V	LED 9,5W	CRI>90		
3PY3.K ■ S. □	dimmi IGBT - TRIAC			
4PY3.K ■ S. □	dimmi IGBT - TRIAC			
<i>With honeycomb. Con frangiluce</i>				

■ Led color	Nominal lm	▲ Beam spread
2 = 2700K	710	20°
3 = 3000K	760	

IP40	MC-E=3	CE	▽	⊕
350m/A	LED 11W	CRI>95		
3PY3.3 ■ S. □				
4PY3.3 ■ S. □				
<i>With honeycomb. Con frangiluce</i>				

■ Led color	Nominal lm	▲ Beam spread
2 = 2700K	1195	20°
3 = 3000K	1257	
4 = 4000K	1313	

© (m-M) Driver		
3KIT.350.1L (1-1)	on/off	
3KIT.351.40 (1-3)	DALI - Push - 1...10V	remote installation - in remoto
3KIT.352.15 (1-1)	DALI	
3KIT.353.15 (1-1)	Push - 1...10V	
3KIT.354.18 (1-1)	IGBT - TRIAC	

Emergency unit: (inverter + battery. Driver not included)

3KIT.900.01 (1-1)	1:00 hour
3KIT.900.03 (1-1)	3:00 hours

IP40	DimToWarm	CE	▽	⊕
350m/A	LED 6W	CRI 95		
3PY3.3WS. □				
4PY3.3WS. □				
<i>With honeycomb. Con frangiluce</i>				

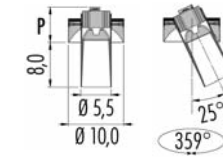
■ Led color	Nominal lm	▲ Beam spread
W= max 3000K	max 445 lm	18°
min. 1800K	min. 10 lm	

© (m-M) Driver		
3KIT.352.W15 (1-1)	DALI	
3KIT.354.W10 (1-1)	IGBT - TRIAC	

(m-M) = min. Led unit - Max Led unit. Led and Emergency unit, warranty only when used together with driver bought from Oty srl.

Pop Y3 NaNo Ø 10,0 trimless

For plasterboard. Per cartongesso



□	Frame - Struttura
02 ●	Black - Nero
06 ○	White - Bianco

Pop NY3 NaNo	P	
3NY3.3 ■ S. □	led IP40	5,5
4NY3.3 ■ S. □	led IP40 + honeycomb	6,0

IP40	MC-E=3	CE	▽	⊕
250m/A	LED 8W	CRI>95		
3NY3.3 ■ S. □				
4NY3.3 ■ S. □				
<i>With honeycomb. Con frangiluce</i>				

■ Led color	Nominal lm	▲ Beam spread
2 = 2700K	779	20°
3 = 3000K	819	
4 = 4000K	855	

© (m-M) Driver		
3KIT.250.1L (1-1)	on/off	
3KIT.251.28 (1-3)	DALI - Push - 1...10V	remote installation - in remoto
3KIT.252.12 (1-1)	DALI	
3KIT.253.13 (1-1)	Push - 1...10V	
3KIT.254.12 (1-1)	IGBT - TRIAC	

Emergency unit: (inverter + battery. Driver not included)

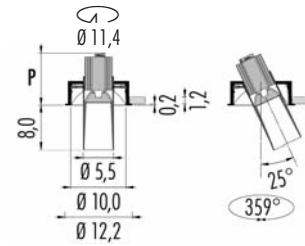
3KIT.900.01 (1-1)	1:00 hour
3KIT.900.03 (1-1)	3:00 hours

- Housing for plasterboard - Cassaforma cartongesso ↻ Ø 11,4cm
- **1Z00.100.01**

(m-M) = gestione minima e massima delle unità Led. I Led e le unità di emergenza, sono coperti da garanzia solo se utilizzati in abbinamento con i driver forniti dalla Oty srl.

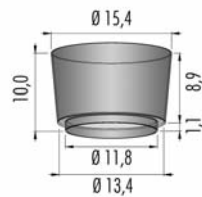
easy Pop Y3 Ø 10,0 with trim

For plasterboard and brickwork. Per cartongesso e laterizio



□	Frame - Struttura
02 ●	Black - Nero
06 ○	White - Bianco

easy Pop EY3		P
3EY3.K ■ S. □	led 9,5W IP40	9,5
4EY3.K ■ S. □	led 9,5W IP40 + honeycomb	9,9
3EY3.3 ■ S. □	led IP40	8,5
4EY3.3 ■ S. □	led IP40 + honeycomb	9,0
3EY3.3WS. □	led IP40	6,1
4EY3.3WS. □	led IP40 + honeycomb	6,6



Housing for brickwork - Cassaforma laterizio

1E00.100.01

IP40	Flicker < 20%	CE	▽	⊕
220V ÷ 240V	LED 9,5W	CRI > 90		
3EY3.K ■ S. □	dimm IGBT - TRIAC			
4EY3.K ■ S. □	dimm IGBT - TRIAC			
With honeycomb. Con frangiluce				

Led color	Nominal lm	Beam spread
2 = 2700K	710	20°
3 = 3000K	760	

IP40	MC-E=3	CE	▽	⊕
350lm/A	LED 11W	CRI > 95		
3EY3.3 ■ S. □				
4EY3.3 ■ S. □				
With honeycomb. Con frangiluce				

Led color	Nominal lm	Beam spread
2 = 2700K	1195	20°
3 = 3000K	1257	
4 = 4000K	1313	

© (m-M)	Driver
3KIT.350.1L (1-1)	on/off
3KIT.351.40 (1-3)	DALI - Push - 1...10V remote installation - in remoto
3KIT.352.15 (1-1)	DALI
3KIT.353.15 (1-1)	Push - 1...10V
3KIT.354.18 (1-1)	IGBT - TRIAC

Emergency unit: (inverter + battery. Driver not included)

3KIT.900.01 (1-1)	1:00 hour
3KIT.900.03 (1-1)	3:00 hours

IP40	DimToWarm	CE	▽	⊕
350lm/A	LED 6W	CRI 95		
3EY3.3WS. □				
4EY3.3WS. □				
With honeycomb. Con frangiluce				

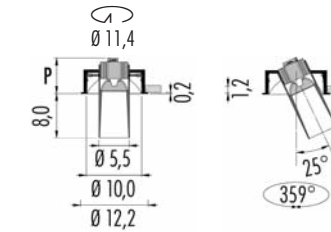
Led color	Nominal lm	Beam spread
W= max 3000K min. 1800K	max 445 lm min. 10 lm	18°

© (m-M)	Driver
3KIT.352.W15 (1-1)	DALI
3KIT.354.W10 (1-1)	IGBT - TRIAC

(m-M) = min. Led unit - Max Led unit. Led and Emergency unit, warranty only when used together with driver bought from Oty srl.

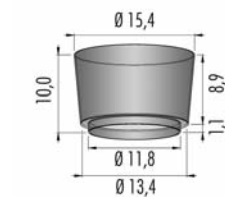
easy Pop Y3 NaNo Ø 10,0 with trim

For plasterboard and brickwork. Per cartongesso e laterizio



□	Frame - Struttura
02 ●	Black - Nero
06 ○	White - Bianco

easy Pop NY3 NaNo		P
3FY3.3 ■ S. □	led IP40	5,5
4FY3.3 ■ S. □	led IP40 + honeycomb	6,0



Housing for brickwork - Cassaforma laterizio

1E00.100.01

IP40	MC-E=3	CE	▽	⊕
250lm/A	LED 8W	CRI > 95		
3FY3.3 ■ S. □				
4FY3.3 ■ S. □				
With honeycomb. Con frangiluce				

Led color	Nominal lm	Beam spread
2 = 2700K	779	20°
3 = 3000K	879	
4 = 4000K	855	

© (m-M)	Driver
3KIT.250.1L (1-1)	on/off
3KIT.251.28 (1-3)	DALI - Push - 1...10V remote installation - in remoto
3KIT.252.12 (1-1)	DALI
3KIT.253.13 (1-1)	Push - 1...10V
3KIT.254.12 (1-1)	IGBT - TRIAC

Emergency unit: (inverter + battery. Driver not included)

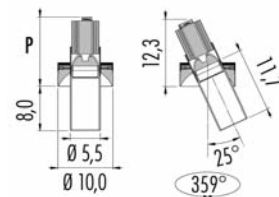
3KIT.900.01 (1-1)	1:00 hour
3KIT.900.03 (1-1)	3:00 hours

(m-M) = gestione minima e massima delle unità Led. I Led e le unità di emergenza, sono coperti da garanzia solo se utilizzati in abbinamento con i driver forniti dalla Oty srl.

Pop Y3 Ø 10,0 Glass trimless



Pop Y3 Ø 10,0 Glass trimless
For plasterboard. Per cartongesso



Frame - Struttura	Glass - Vetro
02F Black - Nero	Fumé
06T White - Bianco	Transparent

Pop PY3 Glass	P
3PY3.K led 9,5W IP40	13,0
4PY3.K led 9,5W IP40 + honeycomb	13,5
3PY3.3 led IP40	12,1
4PY3.3 led IP40 + honeycomb	12,6
3PY3.3W led IP40	9,2
4PY3.3W led IP40 + honeycomb	9,7

- Housing for plasterboard - Cassaforma cartongesso Ø 11,4cm
- 1700.100.01

IP40	Flicker < 20%	CE
220V ÷ 240V	LED 9,5W	CRI>90
3PY3.K	dimmi IGBT - TRIAC	
4PY3.K	dimmi IGBT - TRIAC	
With honeycomb. Con frangiluce		

Led color	Nominal lm	Beam spread
2 = 2700K	710	M = 36°
3 = 3000K	760	S = 24°

IP40	MC-E=3	CE
350lm/A	LED 11W	CRI>95
3PY3.3		
4PY3.3		
With honeycomb. Con frangiluce		

Led color	Nominal lm	Beam spread
2 = 2700K	1195	M = 38°
3 = 3000K	1257	S = 22°
4 = 4000K	1313	T = 10°

© (m-M) Driver	
3KIT.350.1L (1-1)	on/off
3KIT.351.40 (1-3)	DALI - Push - 1...10V remote installation - in remoto
3KIT.352.15 (1-1)	DALI
3KIT.353.15 (1-1)	Push - 1...10V
3KIT.354.18 (1-1)	IGBT - TRIAC

Emergency unit: (inverter + battery. Driver not included)

3KIT.900.01 (1-1)	1:00 hour
3KIT.900.03 (1-1)	3:00 hours

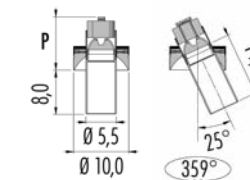
IP40	DimToWarm	CE
350m/A	LED 6W	CRI 95
3PY3.3W		
4PY3.3W		
With honeycomb. Con frangiluce		

Led color	Nominal lm	Beam spread
W= max 3000K	max 445 lm	M = 30°
min. 1800K	min. 10 lm	S = 18°

© (m-M) Driver	
3KIT.352.W15 (1-1)	DALI
3KIT.354.W10 (1-1)	IGBT - TRIAC

(m-M) = min. Led unit - Max Led unit. Led and Emergency unit, warranty only when used together with driver bought from Oty srl.

Pop Y3 NaNo Glass Ø 10,0 trimless
For plasterboard. Per cartongesso



Frame - Struttura	Glass - Vetro
02F Black - Nero	Fumé
06T White - Bianco	Transparent

Pop NY3 NaNo Glass	P
3NY3.3 led IP40	9,2
4NY3.3 led IP40 + honeycomb	9,7

IP40	MC-E=3	CE
250m/A	LED 8W	CRI>95
3NY3.3		
4NY3.3		
With honeycomb. Con frangiluce		

Led color	Nominal lm	Beam spread
2 = 2700K	779	M = 38°
3 = 3000K	879	S = 22°
4 = 4000K	855	T = 10°

© (m-M) Driver	
3KIT.250.1L (1-1)	on/off
3KIT.251.28 (1-3)	DALI - Push - 1...10V remote installation - in remoto
3KIT.252.12 (1-1)	DALI
3KIT.253.13 (1-1)	Push - 1...10V
3KIT.254.12 (1-1)	IGBT - TRIAC

Emergency unit: (inverter + battery. Driver not included)

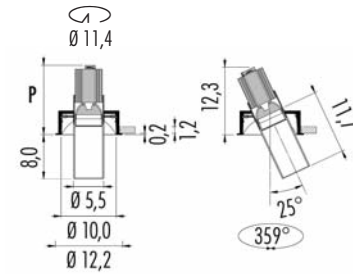
3KIT.900.01 (1-1)	1:00 hour
3KIT.900.03 (1-1)	3:00 hours

- Housing for plasterboard - Cassaforma cartongesso Ø 11,4cm
- 1700.100.01

(m-M) = gestione minima e massima delle unità Led. I Led e le unità di emergenza, sono coperti da garanzia solo se utilizzati in abbinamento con i driver forniti dalla Oty srl.

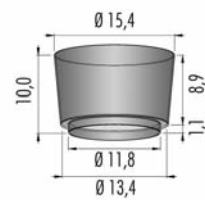
easy Pop Y3 Ø 10,0 Glass with trim

For plasterboard and brickwork. Per cartongesso e laterizio



□	Frame - Struttura	□	Glass - Vetro
02F	Black - Nero	●	Fumé
06T	White - Bianco	○	Transparent

easy Pop PY3 Glass		P
3PY3.K	led 9,5W IP40	13,0
4PY3.K	led 9,5W IP40 + honeycomb	13,5
3EY3.3	led IP40	12,1
4EY3.3	led IP40 + honeycomb	12,6
3EY3.3W	led IP40	9,2
4EY3.3W	led IP40 + honeycomb	9,7



Housing for brickwork - Cassaforma laterizio

1E00.100.01

IP40	Flicker < 20%	CE	▽	⊕
220V ÷ 240V	LED 9,5W	CRI>90		
3EY3.K	dimmi IGBT - TRIAC			
4EY3.K	dimmi IGBT - TRIAC			
With honeycomb. Con frangiluce				

Led color	Nominal lm	Beam spread
2 = 2700K	710	M = 36°
3 = 3000K	760	S = 24°

IP40	MC-E=3	CE	▽	⊕
350lm/A	LED 11W	CRI>95		
3EY3.3				
4EY3.3				
With honeycomb. Con frangiluce				

Led color	Nominal lm	Beam spread
2 = 2700K	1195	M = 38°
3 = 3000K	1257	S = 22°
4 = 4000K	1313	T = 10°

© (m-M)	Driver
3KIT.350.1L (1-1)	on/off
3KIT.351.40 (1-3)	DALI - Push - 1...10V remote installation - in remoto
3KIT.352.15 (1-1)	DALI
3KIT.353.15 (1-1)	Push - 1...10V
3KIT.354.18 (1-1)	IGBT - TRIAC

Emergency unit: (inverter + battery. Driver not included)

3KIT.900.01 (1-1)	1:00 hour
3KIT.900.03 (1-1)	3:00 hours

IP40	DimToWarm	CE	▽	⊕
350m/A	LED 6W	CRI 95		
3EY3.3W				
4EY3.3W				
With honeycomb. Con frangiluce				

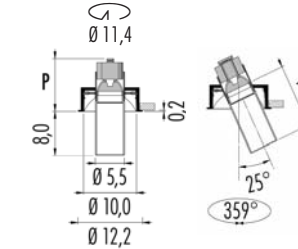
Led color	Nominal lm	Beam spread
W= max 3000K min. 1800K	max 445 lm min. 10 lm	M = 30° S = 18°

© (m-M)	Driver
3KIT.352.W15 (1-1)	DALI
3KIT.354.W10 (1-1)	IGBT - TRIAC

(m-M) = min. Led unit - Max Led unit. Led and Emergency unit, warranty only when used together with driver bought from Oty srl.

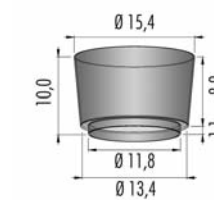
easy Pop Y3 NaNo Glass Ø 10,0 with trim

For plasterboard and brickwork. Per cartongesso e laterizio



□	Frame - Struttura	□	Glass - Vetro
02F	Black - Nero	●	Fumé
06T	White - Bianco	○	Transparent

easy Pop NY3 NaNo Glass		P
3FY3.3	led IP40	9,2
4FY3.3	led IP40 + honeycomb	9,7



Housing for brickwork - Cassaforma laterizio

1E00.100.01

IP40	MC-E=3	CE	▽	⊕
250m/A	LED 8W	CRI>95		
3FY3.3				
4FY3.3				
With honeycomb. Con frangiluce				

Led color	Nominal lm	Beam spread
2 = 2700K	779	M = 38°
3 = 3000K	879	S = 22°
4 = 4000K	855	T = 10°

© (m-M)	Driver
3KIT.250.1L (1-1)	on/off
3KIT.251.28 (1-3)	DALI - Push - 1...10V remote installation - in remoto
3KIT.252.12 (1-1)	DALI
3KIT.253.13 (1-1)	Push - 1...10V
3KIT.254.12 (1-1)	IGBT - TRIAC

Emergency unit: (inverter + battery. Driver not included)

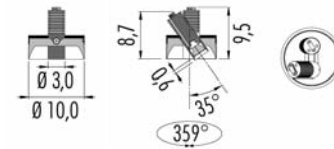
3KIT.900.01 (1-1)	1:00 hour
3KIT.900.03 (1-1)	3:00 hours

(m-M) = gestione minima e massima delle unità Led. I Led e le unità di emergenza, sono coperti da garanzia solo se utilizzati in abbinamento con i driver forniti dalla Oty srl.

Pop Z3 Ø 10,0 trimless



Pop Z3 Ø 10,0 trimless
For plasterboard. Per cartongesso



IP40	MC-E=3	CE	▼	⊕
500m/A	LED 2x6W	CRI>90		
3PZ3.2 ■ M. □				
■ Led color	Nominal lm	▲ Beam spread		
2 = 2700K	2x528	25°		
3 = 3000K	2x552			

- © (to order) Driver
- 3KIT.500.15** (n° 2) on/off
 - 3KIT.501.50** (n° 1) DALI - Push - 1...10V
 - 3KIT.502.20** (n° 1) DALI
 - 3KIT.503.20** (n° 1) Push - 1...10
 - 3KIT.504.10** (n° 2) IGBT - TRIAC

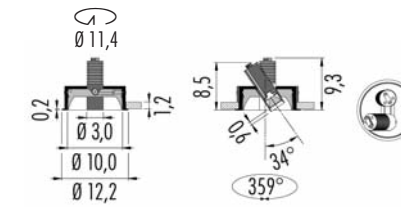
Emergency unit: (inverter + battery. Driver not included)

- 3KIT.900.01** (1-1) 1:00 hour
- 3KIT.900.03** (1-1) 3:00 hours

- Frame - Struttura
- 02 ● Black - Nero
 - 06 ○ White - Bianco

- **1Z00.100.01** Housing for plasterboard - Cassaforma cartongesso ⌀ 11,4cm

easy Pop Z3 Ø 10,0 with trim
For plasterboard and brickwork. Per cartongesso e laterizio



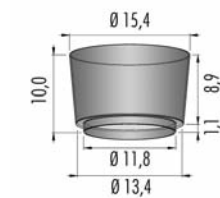
IP40	MC-E=3	CE	▼	⊕
500m/A	LED 2x6W	CRI>90		
3EZ3.2 ■ M. □				
■ Led color	Nominal lm	▲ Beam spread		
2 = 2700K	2x528	25°		
3 = 3000K	2x552			

- © (to order) Driver
- 3KIT.500.15** (n° 2) on/off
 - 3KIT.501.50** (n° 1) DALI - Push - 1...10V
 - 3KIT.502.20** (n° 1) DALI
 - 3KIT.503.20** (n° 1) Push - 1...10
 - 3KIT.504.10** (n° 2) IGBT - TRIAC

Emergency unit: (inverter + battery. Driver not included)

- 3KIT.900.01** (1-1) 1:00 hour
- 3KIT.900.03** (1-1) 3:00 hours

- Frame - Struttura
- 02 ● Black - Nero
 - 06 ○ White - Bianco



- **1E00.100.01** Housing for brickwork - Cassaforma laterizio

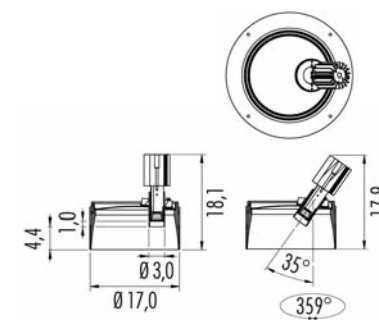
Pop 03 Look ø 17,0 trimless



Pop 03 Look Ø 17,0 trimless
For plasterboard. Per cartongesso



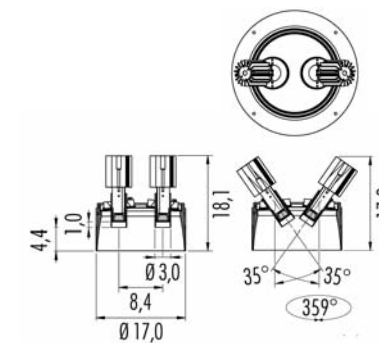
- *Frame - Struttura*
- 02 ● **Black - Nero**
- 06 ○ **White - Bianco**



Look x1

IP40	MC-E=3	CE	▽	⊕
350m/A	LED 1x13,4W	CRI>95		
3PL31.2 ■ M. □				
4PL31.2 ■ M. □				
<i>With honeycomb. Con frangiluce</i>				
■ <i>Led color</i>	<i>Nominal lm</i>	▲ <i>Beam spread</i>		
2 = 2700K	1650	30°		
3 = 3000K	1727			
4 = 4000K	1786			

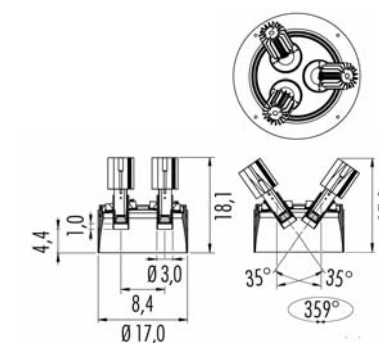
- © (to order) Driver
- 3KIT.350.1L** (n° 1) on/off
- 3KIT.352.15** (n° 1) DALI
- 3KIT.353.15** (n° 1) Push - 1...10V
- 3KIT.354.18** (n° 1) IGBT - TRIAC



Look x2

IP40	MC-E=3	CE	▽	⊕
350m/A	LED 2x13,4W	CRI>95		
3PL32.2 ■ M. □				
4PL32.2 ■ M. □				
<i>With honeycomb. Con frangiluce</i>				
■ <i>Led color</i>	<i>Nominal lm</i>	▲ <i>Beam spread</i>		
2 = 2700K	2x1650	30°		
3 = 3000K	2x1727			
4 = 4000K	2x1786			

- © (to order) Driver
- 3KIT.350.1L** (n° 2) on/off
- 3KIT.351.40** (n° 1) DALI - Push - 1...10V
- 3KIT.354.18** (n° 2) IGBT - Triac



Look x3

IP40	MC-E=3	CE	▽	⊕
350m/A	LED 3x13,4W	CRI>95		
3PL33.2 ■ M. □				
4PL33.2 ■ M. □				
<i>With honeycomb. Con frangiluce</i>				
■ <i>Led color</i>	<i>Nominal lm</i>	▲ <i>Beam spread</i>		
2 = 2700K	3x1650	30°		
3 = 3000K	3x1727			
4 = 4000K	3x1786			

- © (to order) Driver
- 3KIT.350.1L** (n° 3) on/off
- 3KIT.352.15** (n° 3) DALI
- 3KIT.353.15** (n° 3) Push - 1...10V
- 3KIT.354.18** (n° 3) IGBT - Triac

Housing for plasterboard - Cassaforma cartongesso ⤴ Ø 19,0 cm

- **1K00.170.01**

(m-M) = min. Led unit - Max Led unit. Led and Emergency unit, warranty only when used together with driver bought from Oty srl.

(m-M) = gestione minima e massima delle unità Led. I Led e le unità di emergenza, sono coperti da garanzia solo se utilizzati in abbinamento con i driver forniti dalla Oty srl.

Pop 04 Ø 8,0 trimless

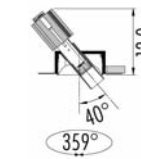
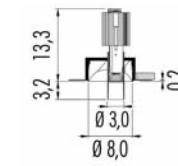


Pop 04 Ø 8,0 trimless
For plasterboard. Per cartongesso



- **Frame - Struttura**
- 02 ● **Black - Nero**
- 06 ○ **White - Bianco**

(m-M) = min. Led unit - Max Led unit. Led and Emergency unit, warranty only when used together with driver bought from Oty srl.



IP40 ☉ CE ▽ Ⓢ

350m/A **LED 13,4W** CRI>95

3P04.2 ■ S.□

4P04.2 ■ S.□

With honeycomb. Con frangiglucce

Led color	Nominal lm	Beam spread
2 = 2700K	1650	25°
3 = 3000K	1727	
4 = 4000K	1786	

☉ (m-M) Driver

3KIT.350.1L (1-1) on/off

3KIT.351.40 (1-2) DALI - Push - 1...10V
remote installation - in remoto

3KIT.352.15 (1-1) DALI

3KIT.353.15 (1-1) Push - 1...10V

3KIT.354.18 (1-1) IGBT - TRIAC

Emergency unit: (inverter + battery. Driver not included)

3KIT.900.01 (1-1) 1:00 hour

3KIT.900.03 (1-1) 3:00 hours

Housing for plasterboard - Cassaforma cartongesso ↻ Ø 9,5cm

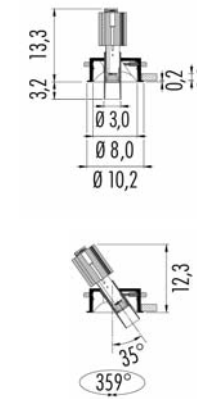
- **1Z00.080.01** Single
- **1Z00.080.2L** Double
- **1Z00.080.3L** Triple

(m-M) = gestione minima e massima delle unità Led. I Led e le unità di emergenza, sono coperti da garanzia solo se utilizzati in abbinamento con i driver forniti dalla Oty srl.

easy Pop 04 Ø 8,0 with trim
For plasterboard and brickwork. Per cartongesso e laterizio

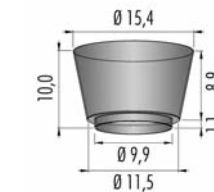


- *Frame - Struttura*
- 02 ● Black - Nero
06 ○ White - Bianco



IP40	CE	⚡	⚙
350m/A	LED 13,4W	CRI>95	
3E04.2	■ S.□		
4E04.2	■ S.□		
<i>With honeycomb. Con frangiglucce</i>			
■ Led color	Nominal lm	▲ Beam spread	
2 = 2700K	1650	25°	
3 = 3000K	1727		
4 = 4000K	1786		

- © (m-M) Driver
- 3KIT.350.1L (1-1) on/off
3KIT.351.40 (1-2) DALI - Push - 1...10V
remote installation - in remoto
- 3KIT.352.15 (1-1) DALI
3KIT.353.15 (1-1) Push - 1...10V
3KIT.354.18 (1-1) IGBT - TRIAC
- Emergency unit: (inverter + battery. Driver not included)
- 3KIT.900.01 (1-1) 1:00 hour
3KIT.900.03 (1-1) 3:00 hours



Housing for brickwork - Cassaforma laterizio
1E00.080.01

Pop 04 ø 12,0 trimless



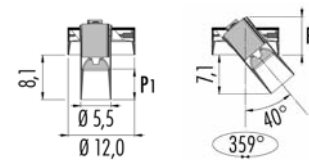
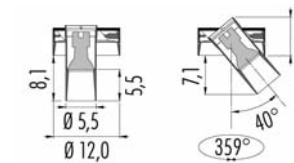
Pop 04 Ø 12,0 trimless

For plasterboard and brickwork. Per cartongesso e laterizio



- Frame - Struttura
- 02 ● Black - Nero
- 06 ○ White - Bianco

Pop P04	P	P1
3P04.3 M. □ led IP40	6,8	2,5
3P04.3 S. □ led IP40	6,8	5,5
3P04.3 T. □ led IP40	6,8	2,5
4P04.3 M. □ led IP40 + frangiluce	6,8	2,5
4P04.3 S. □ led IP40 + frangiluce	7,4	5,5
4P04.3 T. □ led IP40 + frangiluce	6,8	2,5



IP20 ☉ CE ▽ □

220V ÷ 240V

3P04.210. □ GU10 max 50W

3P04.211. □ GU10 led

4P04.211. □ GU10 led

With honeycomb - Con frangiluce

IP20 ☉ ☉ CE ▽ ⬢

12V

3P04.220. □ GU5.3 max 50W

4P04.220. □ GU5.3 led

With honeycomb

3KIT.201.050 max 50VA

IP40 ☉ MC-E-3 CE ▽ ⬢

350m/A LED 11W CRI>95

3P04.3 ■ ▲ □

4P04.3 ■ ▲ □

With honeycomb - Con frangiluce

Led color	Nominal lm	▲ Beam spread
2 = 2700K	1195	M = 38°
3 = 3000K	1257	S = 22°
4 = 4000K	1313	T = 12°

☉ (m-M) Driver

3KIT.350.1L (1-1) on/off

3KIT.351.40 (1-3) DALI - Push - 1...10V
remote installation - in remoto

3KIT.352.15 (1-1) DALI

3KIT.353.15 (1-1) Push - 1...10V

3KIT.354.18 (1-1) IGBT - TRIAC

Emergency unit: (inverter + battery. Driver not included)

3KIT.900.01 (1-1) 1:00 hour

3KIT.900.03 (1-1) 3:00 hours

Housing for plasterboard - Cassaforma cartongesso ↻ Ø 14,0cm

- 1Z00.120.01 Single
- 1Z00.120.2L Double

Housing for brickwork - Cassaforma laterizio

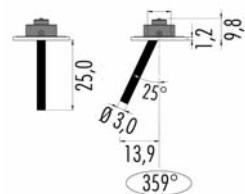
- 1M00.120.01

(m-M) = min. Led unit - Max Led unit. Led and Emergency unit, warranty only when used together with driver bought from Oty srl.

(m-M) = gestione minima e massima delle unità Led. I Led e le unità di emergenza, sono coperti da garanzia solo se utilizzati in abbinamento con i driver forniti dalla Oty srl.

Pop 04A Magic Ø 3,0 trimless

For plasterboard. Per cartongesso



IP40	CE	V	⊕
350m/A	LED 13,4W	CRI>95	
3P04A.2	M. □		
4P04A.2	M. □		
With honeycomb - Con frangiluce			
■ Led color	Nominal lm	▲ Beam spread	
2 = 2700K	1650	35°	
3 = 3000K	1727		
4 = 4000K	1786		

© (m-M) Driver

- 3KIT.350.1L (1-1) on/off
- 3KIT.351.40 (1-2) DALI - Push - 1...10V
remote installation - in remoto
- 3KIT.352.15 (1-1) DALI
- 3KIT.353.15 (1-1) Push - 1...10V
- 3KIT.354.18 (1-1) IGBT - TRIAC

Emergency unit: (inverter + battery. Driver not included)

- 3KIT.900.01 (1-1) 1:00 hour
- 3KIT.900.03 (1-1) 3:00 hours

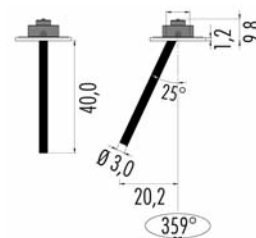
Housing for plasterboard - Cassaforma cartongesso ↻ Ø 8,5cm

● 1W00.085.01

Housing for plasterboard with 1,2cm max thickness
Cassaforma per cartongesso con spessore max di 1,2cm

Pop 04B Magic Ø 3,0 trimless

For plasterboard. Per cartongesso



IP40	CE	V	⊕
350m/A	LED 13,4W	CRI>95	
3P04B.2	M. □		
4P04B.2	M. □		
With honeycomb - Con frangiluce			
■ Led color	Nominal lm	▲ Beam spread	
2 = 2700K	1650	35°	
3 = 3000K	1727		
4 = 4000K	1786		

© (m-M) Driver

- 3KIT.350.1L (1-1) on/off
- 3KIT.351.40 (1-2) DALI - Push - 1...10V
remote installation - in remoto
- 3KIT.352.15 (1-1) DALI
- 3KIT.353.15 (1-1) Push - 1...10V
- 3KIT.354.18 (1-1) IGBT - TRIAC

Emergency unit: (inverter + battery. Driver not included)

- 3KIT.900.01 (1-1) 1:00 hour
- 3KIT.900.03 (1-1) 3:00 hours

□ Frame - Struttura

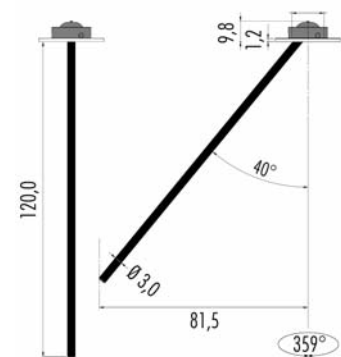
02 ● Black - Nero

06 ○ White - Bianco

(m-M) = min. Led unit - Max Led unit. Led and Emergency unit, warranty only when used together with driver bought from Oty srl.

(m-M) = gestione minima e massima delle unità Led. I Led e le unità di emergenza, sono coperti da garanzia solo se utilizzati in abbinamento con i driver forniti dalla Oty srl.





Pop 04C Magic Ø 3,0 trimless

For plasterboard. Per cartongesso

IP40

350m/A **LED 13,4W** CRI>95

3P04C.2 M.

4P04C.2 M.

With honeycomb - Con frangiluce

Led color	Nominal lm	Beam spread
2 = 2700K	1650	35°
3 = 3000K	1727	
4 = 4000K	1786	

(m-M) Driver

3KIT.350.1L (1-1) on/off

3KIT.351.40 (1-2) DALI - Push - 1...10V
remote installation - in remoto

3KIT.352.15 (1-1) DALI

3KIT.353.15 (1-1) Push - 1...10V

3KIT.354.18 (1-1) IGBT - TRIAC

Emergency unit: (inverter + battery. Driver not included)

3KIT.900.01 (1-1) 1:00 hour

3KIT.900.03 (1-1) 3:00 hours

Housing for plasterboard - Cassaforma cartongesso Ø 12,5cm

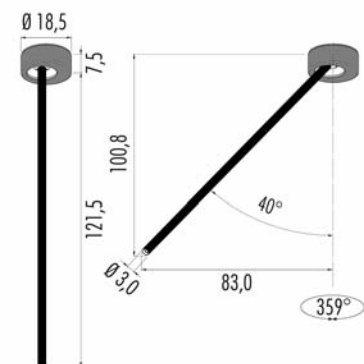
● 1W00.125.01

Housing for plasterboard with 1,2cm max thickness
Cassaforma per cartongesso con spessore max di 1,2cm

(m-M) = min. Led unit - Max Led unit. Led and Emergency unit, warranty only when used together with driver bought from Oty srl.

(m-M) = gestione minima e massima delle unità Led. I Led e le unità di emergenza, sono coperti da garanzia solo se utilizzati in abbinamento con i driver forniti dalla Oty srl.

Pop 04K Magic Ø 3,0 ceiling - plafone



IP40

220-240V **LED 13,4W** CRI>95

3P04K.2 M. dimm. IGBT - TRIAC

4P04K.2 M. dimm. IGBT - TRIAC

With honeycomb - Con frangiluce

3P04KA2 M. DALI

4P04KA2 M. DALI

With honeycomb - Con frangiluce

3P04KG2 M. Push - 1...10V

4P04KG2 M. Push - 1...10V

With honeycomb - Con frangiluce

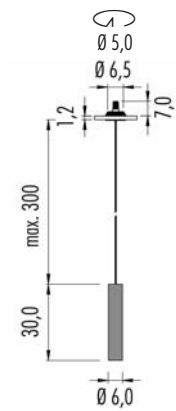
Led color	Nominal lm	Beam spread
2 = 2700K	1650	35°
3 = 3000K	1727	
4 = 4000K	1786	

Frame - Struttura

02 Black - Nero

06 White - Bianco





Pop 06 Ø 6,0 Mono-color

IP20 **ARC**

220-240V

3P06A.210. **GU10** 1x50W

IP20 Flicker < 20% MC-E=3

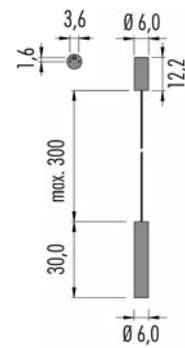
220-240V

3P06A.K dimm. IGBT - TRIAC

Led color

2 = 2700K **710** **24°**

3 = 3000K **760**



IP20 **CUP**

220-240V

3P06.210. **GU10** 1x50W

IP20 Flicker < 20% MC-E=3

220-240V

3P06.K dimm. IGBT - TRIAC

Led color

2 = 2700K **710** **24°**

3 = 3000K **760**

Frame - Struttura **CUP** - Rosone

02 Black - Nero **Black** - Nero

06 White - Bianco **White** - Bianco

Black power supply cable.

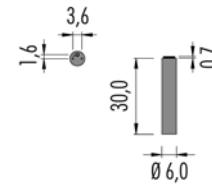
Cavo di alimentazione, nero.



Pop 07 Ø 6,0 Mono-color



- Frame - Struttura
- 02 ● Black - Nero
- 06 ○ White - Bianco

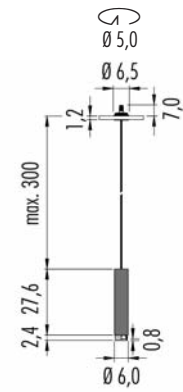


IP20	⊗	CE	▽
220-240V			
3P07.210. □		GU10	1x50W

IP20	Flicker < 20%	CE	▽	MC-E=3
220-240V	9,5W			CR>90
3P07.K ■ S. □	dim. IGBT - TRIAC			

■ Led color	Nominal lm	Beam spread
2 = 2700K	710	24°
3 = 3000K	760	






Pop 06 Ø 6,0 Bi-color

IP20 **ARC** Flicker < 20% MC-E=3
220-240V 9,5W CRI>90 dimm. IGBT - TRIAC

3P06A.K dimm. IGBT - TRIAC

Led color	Nominal lm	Beam spread
2 = 2700K	710	24°
3 = 3000K	760	

ARC canopy - rosone: White - Bianco
Wire/Cavo: Brass - Ottone



IP20 **CUP** Flicker < 20% MC-E=3
220-240V 9,5W CRI>90 dimm. IGBT - TRIAC

3P06.K dimm. IGBT - TRIAC

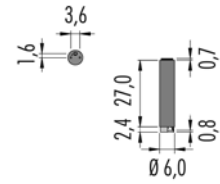
Led color	Nominal lm	Beam spread
2 = 2700K	710	24°
3 = 3000K	760	

CUP canopy - rosone: see table details - vedere tabella
Wire/Cavo: Brass - Ottone

	Up	Down	CUP
KS			Black/Brass - Nero/Ottone
WS			White/Brass - Bianca/Ottone
BS			Blue/Brass - Blu/Ottone
GS			Green/Brass - Verde/Ottone
PS			Rose/Brass - Rosa/Ottone
RS			Red/Brass - Rosso/Ottone



Pop 07 Ø 6,0 Bi-color



IP20	Flicker < 20%	CE	MC-E=3
220-240V	9,5W	CRI>90	
3P07.K <input type="checkbox"/> S. <input type="checkbox"/>	dim. IGBT - TRIAC		
<input type="checkbox"/> Led color	Nominal lm	Beam spread	
2 = 2700K	710	24°	
3 = 3000K	760		

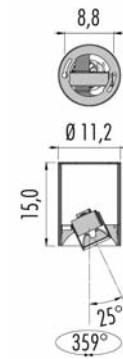
<input type="checkbox"/>	Up	<input type="checkbox"/>	Down
KS		Black/Brass	- Nero/Ottone
WS		White/Brass	- Bianca/Ottone
BS		Blue/Brass	- Blu/Ottone
GS		Green/Brass	- Verde/Ottone
PS		Rose/Brass	- Rosa/Ottone
RS		Red/Brass	- Rosso/Ottone



Pop X7 \varnothing 11,2



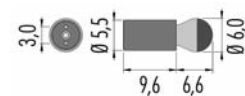
- Frame - Struttura
- 02 Black - Nero
- 06 White - Bianco



IP20	CE	▽
220V ÷ 240V		
3PX7.211.□	GU10 led	
4PX7.211.□	GU10 led	
With honeycomb - Con frangiluce		
IP40	CE	▽ MC-E=3
220-240V	9,5W	CRI>90 dimm. IGBT - TRIAC
3PX7.K	■▲.□	
4PX7.K	■▲.□	
With honeycomb - Con frangiluce		
■ Led color	Nominal lm	▲ Beam spread
2 = 2700K	834	M = 36°
3 = 3000K	877	S = 24°

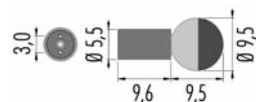


Pop 07 small Bulb
wall - parete



IP20	CE	
220V ÷ 240V	e27 7W CRI>80	
3P07.A2L	dim. IGBT - TRIAC	
Led color	Nominal lm	Beam spread
2700K	806	180°

Pop 07 big Bulb
wall - parete




IP20	CE	
220V ÷ 240V	e27 7W CRI>80	
3P07.B2L	dim. IGBT - TRIAC	
Led color	Nominal lm	Beam spread
2700K	806	180°

<input type="checkbox"/> Frame - struttura	<input type="checkbox"/> Bulb - lampadina
02M Black - Nero	<input checked="" type="checkbox"/> <input type="checkbox"/> Mirror Chrome - specchiata cromo
06M White - Bianco	<input type="checkbox"/> <input checked="" type="checkbox"/> Mirror Chrome - specchiata cromo

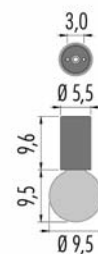


Pop 07 small Bulb
ceiling - plafone



IP20	Ⓢ	CE	▽
220V ÷ 240V	ø27 7W	CRI>80	
3P07.A2L.	□	dim. IGBT - TRIAC	
■ Led color	Nominal lm	▲ Beam spread	
2700K	806	180°	

Pop 07 big Bulb
ceiling - plafone



IP20	Ⓢ	CE	▽
220V ÷ 240V	ø27 7W	CRI>80	
3P07.B2L.	□	dim. IGBT - TRIAC	
■ Led color	Nominal lm	▲ Beam spread	
2700K	806	180°	

□	Frame - struttura	● ○	Bulb - lampadina
02	Black - Nero	● ○	Transparent - Trasparente
06	White - Bianco	● ○	Transparent - Trasparente



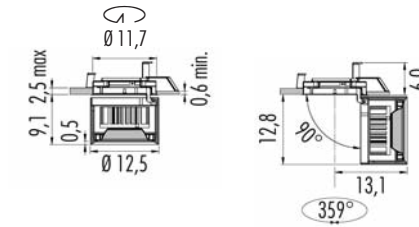
Pop Ring Pull ø 12,5 with trim



Pop Ring Pull Ø 12,5 with trim
For plasterboard. Per cartongesso



- Frame - Struttura
02 ● Black - Nero
06 ○ White - Bianco



IP20 © MC-E=3 CE ∇ \oplus
350 m/A - 500 m/A - 600 m/A CRI>90

3PR1P.6 ■ ▲ □

© (m-M) LED 12,5W 350m/A

3KIT.350.1L (1-1) on/off

3KIT.351.40 (1-3) DALI - Push - 1...10V

3KIT.352.15 (1-1) DALI

3KIT.353.15 (1-1) Push - 1...10V

3KIT.354.18 (1-1) IGBT - TRIAC

■ Led color	Nominal lm	▲ Beam spread
2 = 2700K	1477	L = 60°
3 = 3000K	1565	S = 24°
4 = 4000K	1635	T = 12°

© (m-M) LED 18,4W 500m/A

3KIT.500.1L (1-1) on/off

3KIT.501.50 (1-2) DALI - Push - 1...10V

3KIT.502.20 (1-1) DALI

3KIT.503.20 (1-1) Push - 1...10V

3KIT.504.20 (1-1) IGBT - TRIAC

■ Led color	Nominal lm	▲ Beam spread
2 = 2700K	2020	L = 60°
3 = 3000K	2140	S = 24°
4 = 4000K	2236	T = 12°

© (m-M) LED 23W 600m/A

3KIT.600.1L (1-1) on/off

3KIT.601.50 (1-1) DALI - Push - 1...10V

■ Led color	Nominal lm	▲ Beam spread
2 = 2700K	2228	L = 60°
3 = 3000K	2357	S = 24°
4 = 4000K	2455	T = 12°

Emergency unit: (inverter + battery. Driver not included)

3KIT.900.01 (1-1) 1:00 hour

3KIT.900.03 (1-1) 3:00 hours

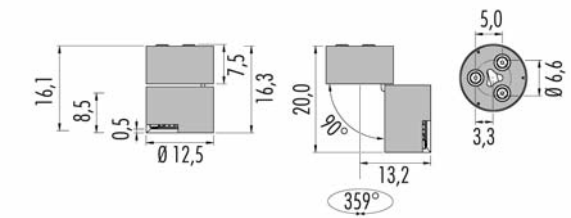
Pop 07 Pull ø 12,5



Pop 07 Pull $\varnothing 12,5$



- Frame - Struttura
- 02 Black - Nero
- 06 White - Bianco



IP20	©	CE	MC-E-3
220-240V	18,4W	CRI>90	
3P07P.5	<input checked="" type="checkbox"/> IGBT Triac		
3P07PA5	<input checked="" type="checkbox"/> DALI		
3P07PG5	<input checked="" type="checkbox"/> Push - 1...10V		
<input checked="" type="checkbox"/> Led color	Nominal lm	<input checked="" type="checkbox"/> Beam spread	
2 = 2700K	2176	L = 60°	
3 = 3000K	2301	S = 24°	
4 = 4000K	2400	T = 12°	

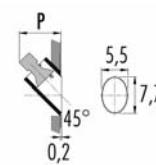
Pop 10 trimless

For plasterboard. Per cartongesso



- *Frame - Struttura*
- 02 ● Black - Nero
- 06 ○ White - Bianco

Code		P
3P10.211.□	GU10 Led	9,2
3P10.220.□	GU5.3	8,4
3P10.x1■S.□	200mA led	8,5



IP20 ☒ CE ▽ □

220V ÷ 240V

3P10.211.□ GU10 led

IP20 ☒ ☕ CE ▽ ⚡

12V

3P10.220.□ GU5.3 max 50W

3KIT.201.050 max 50VA

Dimmable gear: IGBT

IP20 ☒ CE ▽ ⚡

220-240V

3P10.01■S.□ LED 3W CRI>95 Driver included

3P10.E1■S.□ ON/OFF

3P10.E1■S.□ DALI - Push

3P10.G1■S.□ 0...10V

■ Led color Nominal lm ▲ Beam spread

2 = 2700K 396 24°

3 = 3000K 410

Housing for plasterboard - Cassaforma cartongesso

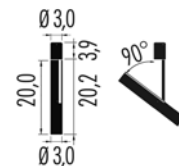
- 1Z00.070.01



Pop P12/D ø 3,0



Pop P12/D Ø 3,0
wall/ceiling - parete/plafone



IP20	LED 10W	CE	▼	Ⓜ
250lm/A		CRI>95		
3P12D.2	S.□			
4P12D.2	S.□			
<i>With honeycomb - Con frangiluce</i>				
■ Led color	Nominal lm	▲ Beam spread		
2 = 2700K	989	24°		
3 = 3000K	1061			
4 = 4000K	1151			

© (m-M) Driver remote installation - in remoto

3KIT.250.1L	(1-1)	on/off
3KIT.251.28	(1-2)	DALI - Push - 1...10V
3KIT.252.12	(1-1)	DALI
3KIT.253.13	(1-1)	Push - 1...10V
3KIT.254.12	(1-1)	IGBT - TRIAC

- Frame - Struttura
- 02 ● Black - Nero
- 06 ○ White - Bianco

(m-M) = min. Led unit - Max Led unit. Led and Emergency unit, warranty only when used together with driver bought from Oty srl.

(m-M) = gestione minima e massima delle unità Led. I Led e le unità di emergenza, sono coperti da garanzia solo se utilizzati in abbinamento con i driver forniti dalla Oty srl.



Pop P12 Ø 3,0 trimless

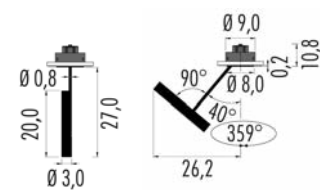
For plasterboard and brickwork. Per cartongesso e laterizio



□ Frame - Struttura

02 ● Black - Nero

06 ○ White - Bianco



IP20

250m/A

LED 10W

CE

CRI>95

3P12.2 S. □

4P12.2 S. □

With honeycomb - Con frangiluce

■ Led color

Nominal lm

▲ Beam spread

2 = 2700K

989

24°

3 = 3000K

1061

4 = 4000K

1151

© (m-M) Driver

3KIT.250.1L (1-1) on/off

3KIT.251.28 (1-3) DALI - Push - 1...10V
remote installation - in remoto

3KIT.252.12 (1-1) DALI

3KIT.253.13 (1-1) Push - 1...10V

3KIT.254.12 (1-1) IGBT - TRIAC

Emergency unit: (inverter + battery. Driver not included)

3KIT.900.01 (1-1) 1:00 hour

3KIT.900.03 (1-1) 3:00 hours

Housing for plasterboard - Cassaforma cartongesso ↻ Ø 9,5cm

● 1Z00.080.01

Housing for brickwork - Cassaforma laterizio

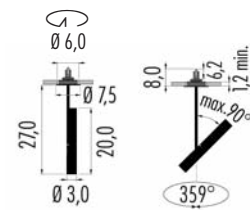
● 1M00.080.01



(m-M) = min. Led unit - Max Led unit. Led and Emergency unit, warranty only when used together with driver bought from Oty srl.

(m-M) = gestione minima e massima delle unità Led. I Led e le unità di emergenza, sono coperti da garanzia solo se utilizzati in abbinamento con i driver forniti dalla Oty srl.

Pop P12/T Ø 3,0 with trim
For plasterboard. Per cartongesso



IP20	CE	LED 10W	CRI>95
250m/A			
3P12T.2	S. □		
4P12T.2	S. □		
<i>With honeycomb - Con frangiluce</i>			
■ Led color	Nominal lm	▲ Beam spread	
2 = 2700K	989	24°	
3 = 3000K	1061		
4 = 4000K	1151		

© (m-M)	Driver
3KIT.250.1L (1-1)	on/off
3KIT.251.28 (1-3)	DALI - Push - 1...10V <i>remote installation - in remoto</i>
3KIT.252.12 (1-1)	DALI
3KIT.253.13 (1-1)	Push - 1...10V
3KIT.254.12 (1-1)	IGBT - TRIAC

Emergency unit: (inverter + battery. Driver not included)

3KIT.900.01 (1-1)	1:00 hour
3KIT.900.03 (1-1)	3:00 hours

- Frame - Struttura
- 02 ● Black - Nero
- 06 ○ White - Bianco

(m-M) = min. Led unit - Max Led unit. Led and Emergency unit, warranty only when used together with driver bought from Oty srl.

(m-M) = gestione minima e massima delle unità Led. I Led e le unità di emergenza, sono coperti da garanzia solo se utilizzati in abbinamento con i driver forniti dalla Oty srl.



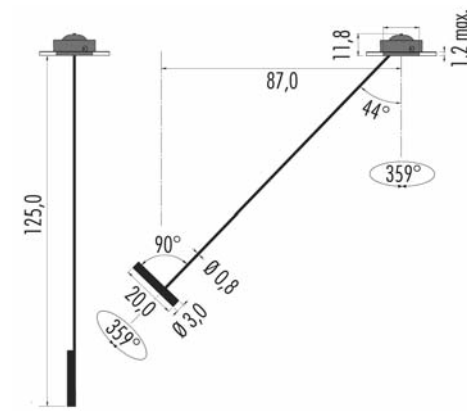
Pop P12/L Ø 3,0 trimless





- Frame - Struttura
- 02 ● Black - Nero
- 06 ○ White - Bianco

Pop P12/L Ø 3,0 trimless
For plasterboard. Per cartongesso



IP20	©	CE	▽	⊕
250m/A	LED 10W	CRI>95		
3P12L.2	■ S. □			
4P12L.2	■ S. □			
With honeycomb - Con frangiluce				
■ Led color	Nominal lm	▲ Beam spread		
2 = 2700K	989	24°		
3 = 3000K	1061			
4 = 4000K	1151			

- © (m-M) Driver
- 3KIT.250.1L (1-1) on/off
- 3KIT.251.28 (1-3) DALI - Push - 1...10V
remote installation - in remoto
- 3KIT.252.12 (1-1) DALI
- 3KIT.253.13 (1-1) Push - 1...10V
- 3KIT.254.12 (1-1) IGBT - TRIAC

Emergency unit: (inverter + battery. Driver not included)

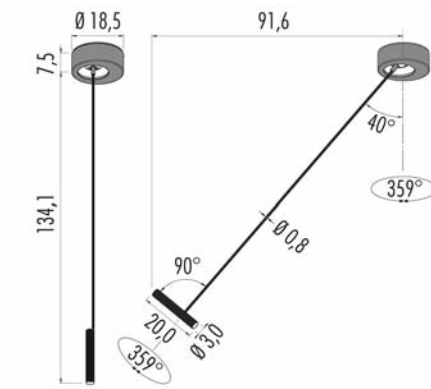
- 3KIT.900.01 (1-1) 1:00 hour
- 3KIT.900.03 (1-1) 3:00 hours

Housing for plasterboard - Cassaforma cartongesso ↻ Ø 12,5cm

- 1W00.125.01
Housing for plasterboard with 1,2cm max thickness
Cassaforma per cartongesso con spessore max di 1,2cm

(m-M) = min. Led unit - Max Led unit. Led and Emergency unit, warranty only when used together with driver bought from Oty srl.

Pop P12/K Ø 3,0
ceiling - plafone



IP20	©	CE	▽	⊕
220-240V	LED 10W	CRI>95		
3P12K.2	■ S. □	dim. IGBT - TRIAC		
4P12K.2	■ S. □	dim. IGBT - TRIAC		
With honeycomb - Con frangiluce				
3P12KA2	■ S. □	DALI		
4P12KA2	■ S. □	DALI		
With honeycomb - Con frangiluce				
3P12KG2	■ S. □	Push - 1...10V		
4P12KG2	■ S. □	Push - 1...10V		
With honeycomb - Con frangiluce				
■ Led color	Nominal lm	▲ Beam spread		
2 = 2700K	989	24°		
3 = 3000K	1061			
4 = 4000K	1151			

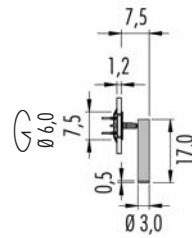
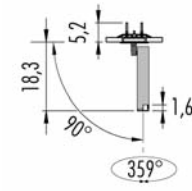
(m-M) = gestione minima e massima delle unità Led. I Led e le unità di emergenza, sono coperti da garanzia solo se utilizzati in abbinamento con i driver forniti dalla Oty srl.

Pop 12 Ring Ø 3,0 with trim



Pop 12 Ring $\varnothing 3,0$ with trim

For plasterboard. Per cartongesso



IP20	MC-E-3	CE
500 m/A	6W	CRI>90

3PR12.2 ■ S. □

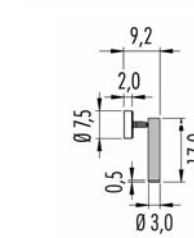
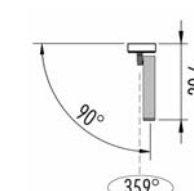
Led color	Nominal lm	Beam spread
2 = 2700K	528	24°
3 = 3000K	552	
4 = 4000K	594	

© (m-M)	Driver
3KIT.500.15 (1-1)	on/off
3KIT.501.50 (1-7)	DALI - Push - 1...10V remote installation - in remoto
3KIT.502.20 (1-3)	DALI
3KIT.503.20 (1-3)	Push - 1...10
3KIT.504.10 (1-1)	IGBT - TRIAC

□	Frame - Struttura
02 ●	Black - Nero
06 ○	White - Bianco

Pop 12 Cup $\varnothing 3,0$

wall/ceiling - parete/plafone



IP20	MC-E-3	CE
500 m/A	6W	CRI>90

3PC12.2 ■ S. □

Led color	Nominal lm	Beam spread
2 = 2700K	528	24°
3 = 3000K	552	
4 = 4000K	594	

© (m-M)	Driver remote installation - in remoto
3KIT.500.15 (1-1)	on/off
3KIT.501.50 (1-7)	DALI - Push - 1...10V
3KIT.502.20 (1-3)	DALI
3KIT.503.20 (1-3)	Push - 1...10
3KIT.504.10 (1-1)	IGBT - TRIAC

□	Frame - Struttura
02 ●	Black - Nero
06 ○	White - Bianco

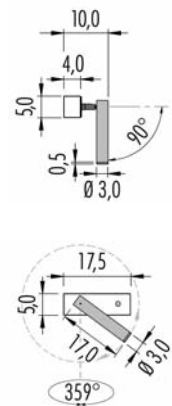
(m-M) = min. Led unit - Max Led unit. Led and Emergency unit, warranty only when used together with driver bought from Oty srl.

(m-M) = gestione minima e massima delle unità Led. I Led e le unità di emergenza, sono coperti da garanzia solo se utilizzati in abbinamento con i driver forniti dalla Oty srl.

Pop 12/W Ø 3,0
parete/plafone



- Frame - Struttura
- 02 Black - Nero
- 06 White - Bianco



IP40	MC-E=3	CE	▽	⊕
220-240V	3W	CRI>90		
3P12W.P	<input type="checkbox"/> S.	on/off		
with switch - con pulsante				
3P12W.0	<input type="checkbox"/> S.	on/off		
without switch - senza pulsante				

Led color	Nominal lm	Beam spread
2 = 2700K	340	24°
3 = 3000K	380	

IP40	MC-E=3	CE	▽	⊕
220-240V	6W	CRI>90		
3P12W.D	<input type="checkbox"/> S.	dim. IGBT - TRIAC		
without switch - senza pulsante				

Led color	Nominal lm	Beam spread
2 = 2700K	637	24°
3 = 3000K	712	

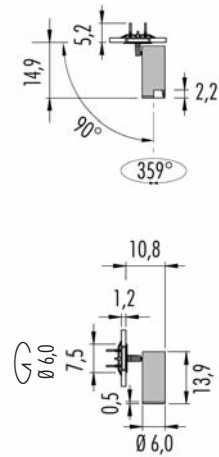


Pop 12 Ring Ø 6,0 with trim



Pop 12 Ring $\varnothing 6,0$ with trim

For plasterboard. Per cartongesso



IP20	Flicker < 20%	CE	V	□
220V ÷ 240V	9,5W	CRI>90		
3PR12.K <input type="checkbox"/> <input type="checkbox"/> <input type="checkbox"/>	dimmi IGBT - TRIAC			
4PR12.K <input type="checkbox"/> <input type="checkbox"/> <input type="checkbox"/>	dimmi IGBT - TRIAC			
With honeycomb. Con frangiluce				

Led color	Nominal lm	Beam spread
2 = 2700K	710	M = 36°
3 = 3000K	760	S = 24°

IP20	MC-E=3	CE	V	⊕
350m/A	11W	CRI>95		

3PR12.3

4PR12.3

With honeycomb, only for S (22°) and T (10°)

Con frangiluce, solo per S (22°) e T (10°)

Led color	Nominal lm	Beam spread
2 = 2700K	1195	M = 38°
3 = 3000K	1257	S = 22°
4 = 4000K	1313	T = 10°

© (m-M) Driver

3KIT.350.1L (1-1) on/off

3KIT.351.40 (1-3) DALI - Push - 1...10V
remote installation - in remoto

3KIT.352.15 (1-1) DALI

3KIT.353.15 (1-1) Push - 1...10V

3KIT.354.18 (1-1) IGBT - TRIAC

Frame - Struttura


02 ● Black - Nero

06 ○ White - Bianco

(m-M) = min. Led unit - Max Led unit. Led and Emergency unit, warranty only when used together with driver bought from Oty srl.

Pop 12 Cup $\varnothing 6,0$

wall/ceiling - parete/plafone

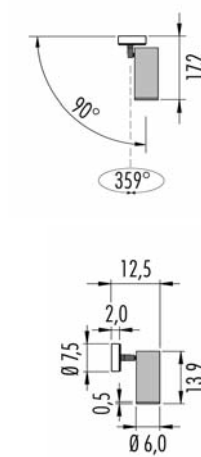


Frame - Struttura

02 ● Black - Nero

06 ○ White - Bianco

(m-M) = gestione minima e massima delle unità Led. I Led e le unità di emergenza, sono coperti da garanzia solo se utilizzati in abbinamento con i driver forniti dalla Oty srl.



IP20	Flicker < 20%	CE	V	□
220V ÷ 240V	9,5W	CRI>90		
3PC12.K <input type="checkbox"/> <input type="checkbox"/> <input type="checkbox"/>	dimmi IGBT - TRIAC			
4PC12.K <input type="checkbox"/> <input type="checkbox"/> <input type="checkbox"/>	dimmi IGBT - TRIAC			
With honeycomb. Con frangiluce				

Led color	Nominal lm	Beam spread
2 = 2700K	710	M = 36°
3 = 3000K	760	S = 24°

IP20	MC-E=3	CE	V	⊕
350m/A	11W	CRI>95		

3PC12.3

4PC12.3

With honeycomb, only for S (22°) and T (10°)

Con frangiluce, solo per S (22°) e T (10°)

Led color	Nominal lm	Beam spread
2 = 2700K	1195	M = 38°
3 = 3000K	1257	S = 22°
4 = 4000K	1313	T = 10°

© (m-M) Driver remote installation - in remoto

3KIT.350.1L (1-1) on/off

3KIT.351.40 (1-3) DALI - Push - 1...10V

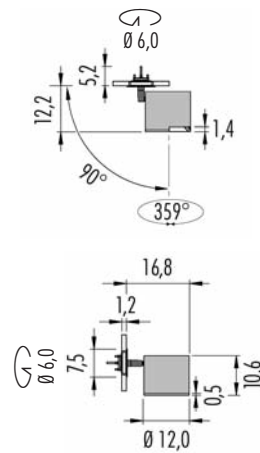
3KIT.352.15 (1-1) DALI

3KIT.353.15 (1-1) Push - 1...10V

3KIT.354.18 (1-1) IGBT - TRIAC

Pop 12 Ring ø 12,0 with trim





Pop 12 Ring \varnothing 12,0 with trim
For plasterboard. Per cartongesso

IP40 MC-E=3
350 - 500 - 700 m/A CRI>90
3PR12.6

© (m-M)	LED 12,5W	350m/A
3KIT.350.1L (1-1)	on/off	
3KIT.351.40 (1-3)	DALI - Push - 1...10V <i>remote installation - in remoto</i>	
3KIT.352.15 (1-1)	DALI	
3KIT.353.15 (1-1)	Push - 1...10V	
3KIT.354.18 (1-1)	IGBT - TRIAC	
Led color	Nominal lm	Beam spread
2 = 2700K	1578	L = 60°
3 = 3000K	1669	S = 24°
4 = 4000K	1740	T = 12°

© (m-M)	LED 18,4W	500m/A
3KIT.500.1L (1-1)	on/off	
3KIT.501.50 (1-2)	DALI - Push - 1...10V <i>remote installation - in remoto</i>	
3KIT.502.20 (1-1)	DALI	
3KIT.503.20 (1-1)	Push - 1...10V	
3KIT.504.20 (1-1)	IGBT - TRIAC	
Led color	Nominal lm	Beam spread
2 = 2700K	2176	L = 60°
3 = 3000K	2301	S = 24°
4 = 4000K	2400	T = 12°

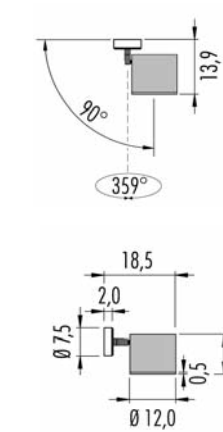
© (m-M)	LED 27W	700m/A
3KIT.700.1L (1-1)	on/off	
3KIT.701.50 (1-1)	DALI - Push - 1...10V <i>remote installation - in remoto</i>	
Led color	Nominal lm	Beam spread
2 = 2700K	2914	L = 60°
3 = 3000K	3081	S = 24°
4 = 4000K	3213	T = 12°

- Frame - Struttura**
- 02** Black - Nero
- 06** White - Bianco

Pop 12 Cup \varnothing 12,0
wall/ceiling - parete/plafone



- Frame - Struttura**
- 02** Black - Nero
- 06** White - Bianco



IP40 MC-E=3
350 - 500 - 700 m/A CRI>90
3PC12.6

© (m-M)	LED 12,5W	350m/A
<i>remote installation - in remoto</i>		
3KIT.350.1L (1-1)	on/off	
3KIT.351.40 (1-3)	DALI - Push - 1...10V	
3KIT.352.15 (1-1)	DALI	
3KIT.353.15 (1-1)	Push - 1...10V	
3KIT.354.18 (1-1)	IGBT - TRIAC	
Led color	Nominal lm	Beam spread
2 = 2700K	1578	L = 60°
3 = 3000K	1669	S = 24°
4 = 4000K	1740	T = 12°

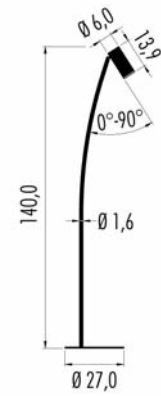
© (m-M)	LED 18,4W	500m/A
<i>remote installation - in remoto</i>		
3KIT.500.1L (1-1)	on/off	
3KIT.501.50 (1-2)	DALI - Push - 1...10V	
3KIT.502.20 (1-1)	DALI	
3KIT.503.20 (1-1)	Push - 1...10V	
3KIT.504.20 (1-1)	IGBT - TRIAC	
Led color	Nominal lm	Beam spread
2 = 2700K	2176	L = 60°
3 = 3000K	2301	S = 24°
4 = 4000K	2400	T = 12°

© (m-M)	LED 27W	700m/A
<i>remote installation - in remoto</i>		
3KIT.700.1L (1-1)	on/off	
3KIT.701.50 (1-1)	DALI - Push - 1...10V	
Led color	Nominal lm	Beam spread
2 = 2700K	2914	L = 60°
3 = 3000K	3081	S = 24°
4 = 4000K	3213	T = 12°

(m-M) = min. Led unit - Max Led unit. Led and Emergency unit, warranty only when used together with driver bought from Oty srl.

(m-M) = gestione minima e massima delle unità Led. I Led e le unità di emergenza, sono coperti da garanzia solo se utilizzati in abbinamento con i driver forniti dalla Oty srl.

Pop 12 Polifemo PF1

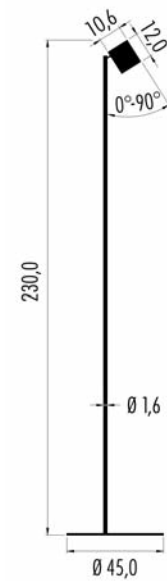


IP20	©	MC-E=3	CE	▽
100-240V		11W CRI>95	dimmable	
3PF1.3	■	S. □		
4PF1.3	■	S. □		
<i>With honeycomb - Con frangiluce</i>				
■	Led color	Nominal lm	Beam spread	
2	= 2700K	1195	22°	
3	= 3000K	1257		
4	= 4000K	1313		

□	Frame - Struttura	Ring - Anello
KC	● Black - Nero	● Copper Anodized - Rame anodiz.
KS	● Black - Nero	● Brass Anodized - Ottone anodiz.
WC	○ White - Bianco	● Copper Anodized - Rame anodiz.
WS	○ White - Bianco	● Brass Anodized - Ottone anodiz.



Pop 12 Polifemo PF3

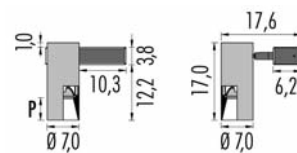


IP20	©	MC-E=3	CE	▽
100-240V		12,5W CRI>90	dimmable	
3PF3.4 ■▲▼□				
■ Led color		Nominal lm	Beam spread	
2 = 2700K		1578	L = 60°	
3 = 3000K		1669	S = 24°	
4 = 4000K		1740		

□	Frame - Struttura	Ring - Anello
KC	● Black - Nero	● Copper Anodized - Rame anodiz.
KS	● Black - Nero	● Brass Anodized - Ottone anodiz.
WC	○ White - Bianco	● Copper Anodized - Rame anodiz.
WS	○ White - Bianco	● Brass Anodized - Ottone anodiz.



Pop 13 Ø 7,0
wall/ceiling - parete/plafone



- Frame - Struttura
- 02 ● Black - Nero
- 06 ○ White - Bianco

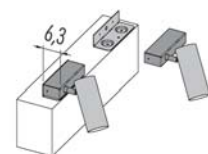
IP20
220-240V **GU10** 1x50W
3P13.210.□

IP20
220-240V **11W** CRI>95
3P13.3 IGBT Triac
4P13.3 IGBT Triac
With honeycomb - Con frangiluce

3P13A3 DALI
4P13A3 DALI
With honeycomb - Con frangiluce

3P13G3 Push - 1...10V
4P13G3 Push - 1...10V
With honeycomb - Con frangiluce

Led color	Nominal lm	Beam spread
2 = 2700K	1119	M = 38° (P=0,5)
3 = 3000K	1257	S = 22° (P=5,0)
4 = 4000K	1313	T = 10° (P=0,5)

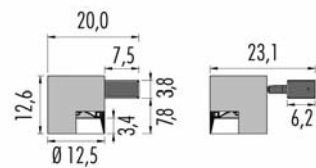


Installation kit on beams and horizontal surfaces
Kit di montaggio su travi o piani orizzontali

1KIT.P136.□



Pop 13 Ø 12,5
wall/ceiling - parete/plafone

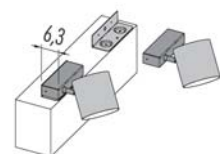


- Frame - Struttura
- 02 ● Black - Nero
- 06 ○ White - Bianco

IP20	©	CE	▽	MC-E=3
220-240V		12,5W		CRI>90
3P13.4	■▲□	on/off		
3P13A4	■▲□	DALI		
3P13G4	■▲□	Push - 1...10V		
■	Led color	Nominal lm	▲	Beam spread
2	= 2700K	1477	L = 60°	
3	= 3000K	1565	S = 24°	
4	= 4000K	1635	T = 12°	

IP20	©	CE	▽	MC-E=3
220-240V		18,5W		CRI>90
3P13.5	■▲□	on/off		
3P13A5	■▲□	DALI		
3P13G5	■▲□	Push - 1...10V		
■	Led color	Nominal lm	▲	Beam spread
2	= 2700K	2020	L = 60°	
3	= 3000K	2140	S = 24°	
4	= 4000K	2236	T = 12°	

IP20	©	CE	▽	MC-E=3
220-240V		27W		CRI>90
3P13.6	■▲□	on/off		
3P13E6	■▲□	DALI - Push		
3P13C6	■▲□	1...10V		
■	Led color	Nominal lm	▲	Beam spread
2	= 2700K	2683	L = 60°	
3	= 3000K	2842	S = 24°	
4	= 4000K	2963	T = 12°	



Installation kit on beams and horizontal surfaces
Kit di montaggio su travi o piani orizzontali

1KIT.P136.□



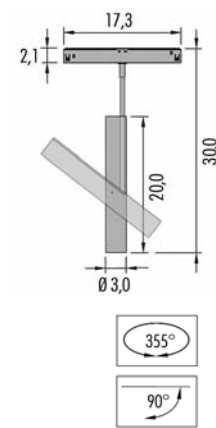
Pop P15 Ø 3,0 X- Rail: magnet track system 48V
X- Rail: sistema a binario magnetico 48V



Pop P15 Ø 3,0 X-Rail: magnet track system 48V
X-Rail: sistema a binario magnetico 48V



- Frame - Struttura
- 02 ● Black - Nero
- 06 ○ White - Bianco



IP20	MC-E=3	CE	▼	Ⓢ
48V	LED 8,0W	CRI>95		
3P15.02	S. □	on/off		
4P15.02	S. □	on/off		
With honeycomb - Con frangiluce				
3P15.G2	S. □	dimnable		
4P15.G2	S. □	dimnable		
With honeycomb - Con frangiluce				
■ Led color	Nominal lm	▲ Beam spread		
2 = 2700K	715	24°		
3 = 3000K	767			
4 = 4000K	832			

Attention, before ordering the item:

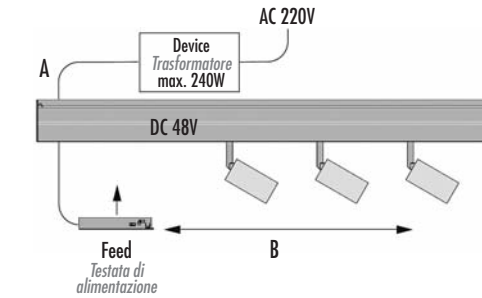
- 1- Choose the appropriate 48V devices (100-150-240W), paying attention to the drop voltage table;
- 2- If you need to dim the light, choose the two options:
 - a. by a Master DALI (item not supplied by Oty);
 - b. by our dimming device 3KIT.607.DIM.
- 3- All our items are "Noise Free" dimming if installed as explained on the "devices installation scheme".

Attenzione, prima di ordinare l'articolo:

- 1- scegliere il trasformatore 48V adeguato (100-150-240W) prestando attenzione alla tabella di caduta tensione;
- 2- per dimmerare la luce, scegliere una delle due opzioni:
 - a. tramite Master Dali (articolo non fornito da Oty srl);
 - b. tramite il nostro dispositivo 3KIT.607.DIM
- 3- Tutti i ns. articoli sono dimmerabili "Noise Free" se installati come da schema di cablaggio.

Drop voltage table - Tabella caduta di tensione

Device	(A)	5 mt.	10 mt.	20 mt.	30 mt.
100W	(B)	50 mt.	50 mt.	30 mt.	10 mt.
150W	(B)	20 mt.	15 mt.	5 mt.	—
240W	(B)	15 mt.	10 mt.	—	—



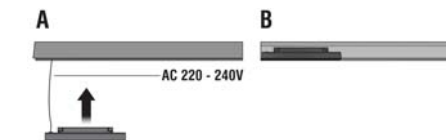
- (A) Distance Device/Feed Unit
- (A) Distanza dal trasformatore alla testata di alimentazione.
- (B) Distance Feed Unit/Spot
- (B) Distanza dalla testata di alimentazione all'ultimo articolo.

Technical characteristics of the devices for 48V Track - Caratteristiche tecniche dei dispositivi per binario 48V

Code	W	Size (mm)	CV	Connectable fixtures	Max distance	Cable section	Tech. Info
3KIT.048.100	100	199x63x36	48V	Max: 70W	See chart here above	2.5mm ²	100-305V 47-63Hz
3KIT.048.150	150	219x63x36	48V	Max: 105W	See chart here above	2.5mm ²	100-305V 47-63Hz
3KIT.048.245	240	244x71x38	48V	Max: 150W	See chart here above	2.5mm ²	100-305V 47-63Hz

Led warranty ONLY when used together with devices bought from Oty srl

I Led sono coperti da garanzia solo se utilizzati in abbinamento con i dispositivi acquistabili dalla Oty srl.



Technical characteristics of the devices for 48V Track Caratteristiche tecniche dei dispositivi per binario 48V

Code	W	Size	CV	Connectable fixtures
3KIT.048.060	60	242mm	48V	Max: 48W
Tech. Info	120-277V		47-63Hz	

WiFi device "Noise Free" to dim the light - Dispositivo dimmerabile WiFi "Noise Free"

Code	Size
3KIT.607.DIM	80x40x25mm

It works by WiFi with smart phone, Google Assistant or Amazon Alexa. App on request.

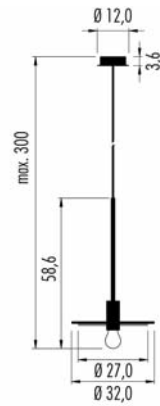
Il dispositivo lavora in WiFi tramite smartphone, con Assistente Google o Alexa Amazon. App su richiesta.



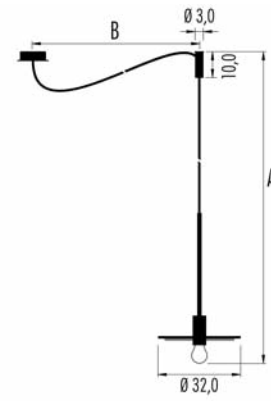
Pop Host Ø 32,0 Bi-color



Pop Host Ø 32,0 Bi-color



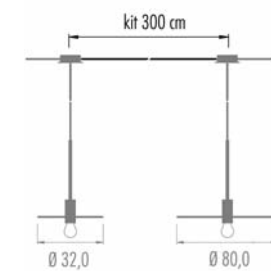
IP20	Ⓛ	CE	▽
220-240V	e27 7W	CRI>80	
3H32C.12L.	□	dim. IGBT - Triac	
Led color	Nominal lm	Beam spread	
2700K	806	180°	



IP20	Ⓛ	A+B=390cm	CE	▽
220-240V	e27 7W	CRI>80		
3H32D.12L.	□	dim. IGBT - Triac		
Led color	Nominal lm	Beam spread		
2700K	806	180°		

□	Up	Down	Diffuser color - Colore diffusore	CUP - Rosone
KS	●	●	Black/Brass - Nero/Ottone	Black - Nero
WS	○	●	White/Brass - Bianca/Ottone	White - Bianco
BS	●	●	Blue/Brass - Blu/Ottone	Blue - Blu
GS	●	●	Green/Brass - Verde/Ottone	Green - Verde
PS	●	●	Rose/Brass - Rosa/Ottone	Rose - Rosa
RS	●	●	Red/Brass - Rosso/Ottone	Red - Rosso

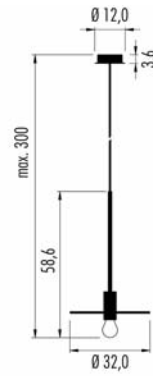
Wire/Cavo:
Brass - Ottone
Bulb/Lampadina:
Mirror Brass - Specchiata ottone



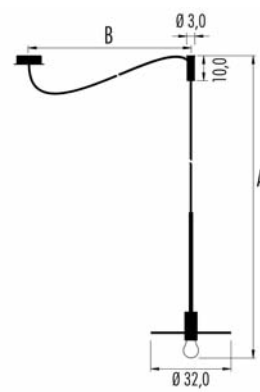
Kit Cable for Host composition	
1KIT.300.S	Brass - Ottone



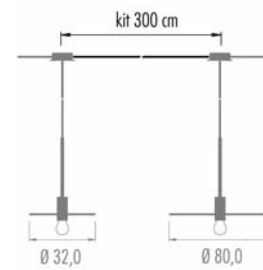
Pop Host Ø 32,0 Mono-color



IP20	Ⓛ	CE	∇
220-240V	e27 7W	CRI>80	
3H32C.12L.06	dimm. IGBT - Triac		
Led color	Nominal lm	Beam spread	
2700K	806	180°	



IP20	Ⓛ	A+B=390cm	CE	∇
220-240V	e27 7W	CRI>80		
3H32D.12L.06	dimm. IGBT - Triac			
Led color	Nominal lm	Beam spread		
2700K	806	180°		

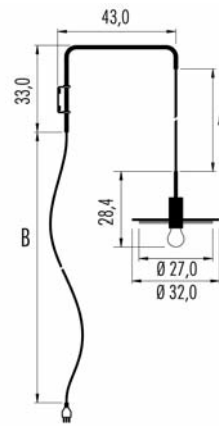


Kit Cable for Host composition	
1KIT.300.06	White

Canopy/Rosone:
White - Bianco
Wire/Cavo:
White - Bianco
Bulb/Lampadina:
Mirror chrome - Specchiata cromo



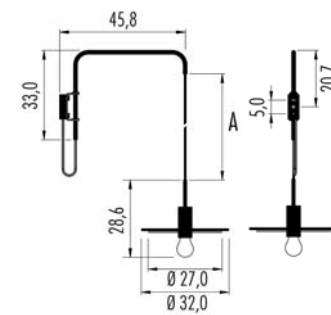
Pop Host T *Bi-color*



IP20	Ⓛ	A+B=360cm	CE	▽
220-240V		e27 7W	CRI>80	
3H32T.12L.	□	dimm. IGBT - Triac		
Led color		Nominal lm	Beam spread	
2700K		806	180°	

□	Up	Down	Diffuser color - Diffusore
KS	●	●	Black/Brass - Nero/Ottone
WS	○	●	White/Brass - Bianco/Ottone
BS	●	●	Blue/Brass - Blu/Ottone
GS	●	●	Green/Brass - Verde/Ottone
PS	●	●	Rose/Brass - Rosa/Ottone
RS	●	●	Red/Brass - Rosso/Ottone

Pop Host N *Bi-color*

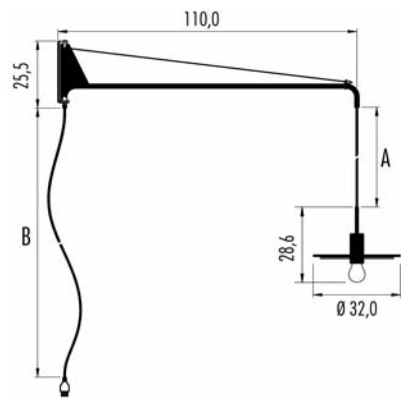


IP20	Ⓛ	A= max. 140cm	CE	▽
220-240V		e27 7W	CRI>80	
3H32N.12L.	□	dimm. IGBT - Triac		
Led color		Nominal lm	Beam spread	
2700K		806	180°	

Wire/Cavo:
Brass - Ottone
Bulb/Lampadina:
Mirror Brass - Specchiata Ottone

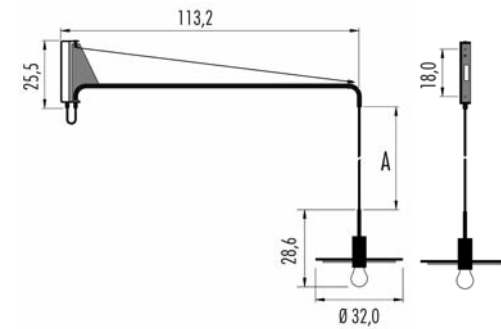


Pop Host L Bi-color



IP20	Ⓛ	A+B=300cm	CE	▽
220-240V		e27 7W	CRI>80	
3H32L.12L.□		dimm. IGBT - Triac		
Led color		Nominal lm	Beam spread	
2700K		806	180°	


Pop Host M Bi-color



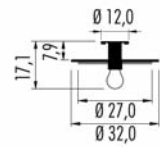
IP20	Ⓛ	A= max. 130cm	CE	▽
220-240V		e27 7W	CRI>80	
3H32M.12L.□		dimm. IGBT - Triac		
Led color		Nominal lm	Beam spread	
2700K		806	180°	

□	Up	Down	Diffuser color - Diffusore
KS	●	●	Black/Brass - Nero/Ottone
WS	○	●	White/Brass - Bianco/Ottone
BS	●	●	Blue/Brass - Blu/Ottone
GS	●	●	Green/Brass - Verde/Ottone
PS	●	●	Rose/Brass - Rosa/Ottone
RS	●	●	Red/Brass - Rosso/Ottone

Wire/Cavo:
Brass - Ottone
Bulb/Lampadina:
Mirror Brass - Specchiata Ottone



Pop Host W Ø 32,0 Bi-color
wall/ceiling - parete/plafone



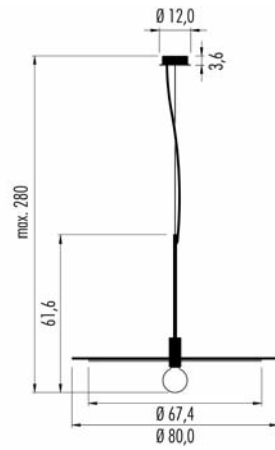
IP20	Ⓛ	CE	▽
220-240V	e27 7W	CRI>80	
3H32W.12L	□	dim. IGBT - Triac	
<i>Led color</i>	<i>Nominal lm</i>	<i>Beam spread</i>	
2700K	806	180°	

□	Up	Down	Diffuser color - Diffusore
KS	●	●	Black/Brass - Nero/Ottone
WS	○	●	White/Brass - Bianco/Ottone
BS	●	●	Blue/Brass - Blu/Ottone
GS	●	●	Green/Brass - Verde/Ottone
PS	●	●	Rose/Brass - Rosa/Ottone
RS	●	●	Red/Brass - Rosso/Ottone

Bulb/Lampadina:
Mirror Brass - Specchiata Ottone

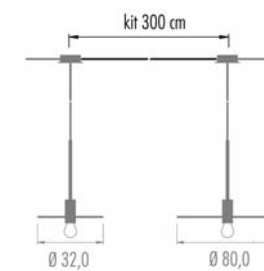


Pop Host Ø 80,0 Bi-color

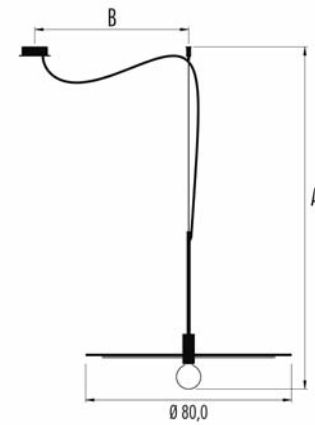


IP20	Ⓛ	CE	▽
220-240V	e27 7W	CRI>80	
3H80C.12L.	□	dim. IGBT - Triac	
Led color	Nominal lm	Beam spread	
2700K	806	180°	

□	Up	Down	Diffuser color - Colore diffusore	CUP - Rosone
KS	●	●	Black/Brass - Nero/Ottone	Black - Nero
WS	○	●	White/Brass - Bianco/Ottone	White - Bianco
BS	●	●	Blue/Brass - Blu/Ottone	Blue - Blu
GS	●	●	Green/Brass - Verde/Ottone	Green - Verde
PS	●	●	Rose/Brass - Rosa/Ottone	Rose - Rosa
RS	●	●	Red/Brass - Rosso/Ottone	Red - Rosso



Kit Cable for Host composition
1KIT.300.S Brass - Ottone

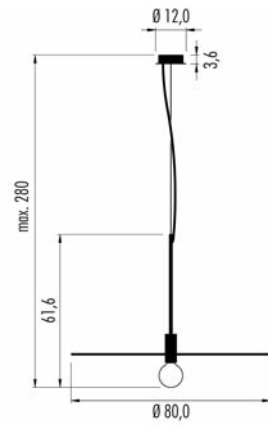


IP20	Ⓛ	A+B=390cm	CE	▽
220-240V	e27 7W	CRI>80		
3H80D.12L.	□	dim. IGBT - Triac		
Led color	Nominal lm	Beam spread		
2700K	806	180°		

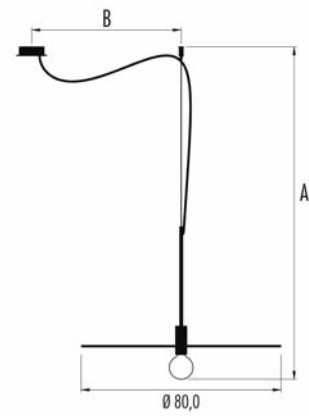
Wire/Cavo:
 Brass - Ottone
 Bulb/Lampadina:
 Mirror Brass - Specchiata ottone



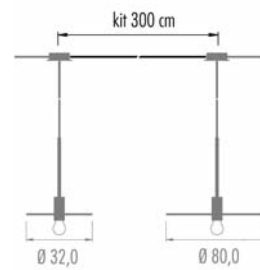
Pop Host Ø 80,0 Mono-color



IP20	Ⓛ	CE	▽
220-240V	e27 7W	CRI>80	
3H80C.12L.06	dim. IGBT - Triac		
Led color	Nominal lm	Beam spread	
2700K	806	180°	



IP20	Ⓛ	A+B=390cm	CE	▽
220-240V	e27 7W	CRI>80		
3H80D.12L.06	dim. IGBT - Triac			
Led color	Nominal lm	Beam spread		
2700K	806	180°		




Kit Cable for Host composition	
1KIT.300.06	White

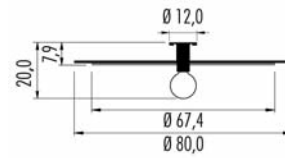
Canopy/Rosone:
White - Bianco

Wire/Cavo:
White - Bianco

Bulb/Lampadina:
Mirror chrome - Specchiata cromo




Pop Host W Ø 80,0 Bi-color
wall/ceiling - parete/plafone



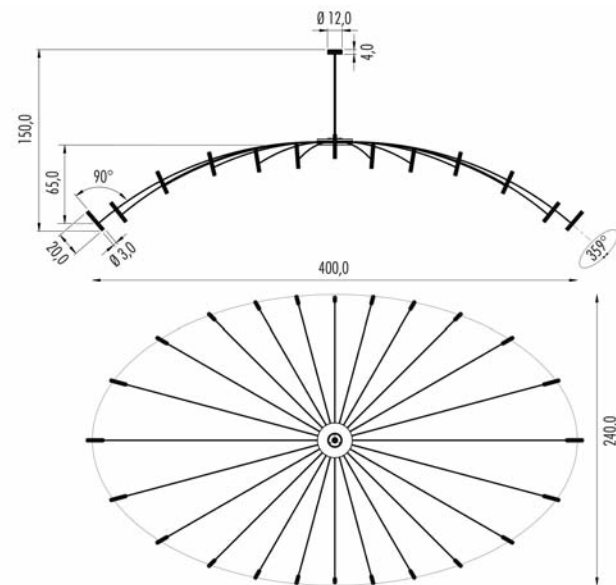
IP20	Ⓛ	CE	▽
220-240V	e27 7W	CRI>80	
3H80W.12L. □	dim. IGBT - Triac		
<i>Led color</i>	<i>Nominal lm</i>	<i>Beam spread</i>	
2700K	806	180°	

□	Up	Down	Diffuser color - Diffusore
KS	●	●	Black/Brass - Nero/Ottone
WS	○	●	White/Brass - Bianco/Ottone
BS	●	●	Blue/Brass - Blu/Ottone
GS	●	●	Green/Brass - Verde/Ottone
PS	●	●	Rose/Brass - Rosa/Ottone
RS	●	●	Red/Brass - Rosso/Ottone

Bulb/Lampadina:
Mirror Brass - Specchiata Ottone



Pop P40 A Chandelier



IP20	MC-E=3	CE
220-240V	24x6,0W	CRI>95
3P40A.2 <input type="checkbox"/> M. <input type="checkbox"/>		
Led color	Nominal lm	Beam spread
2 = 2700K	24 x 664	35°
3 = 3000K	24 x 689	

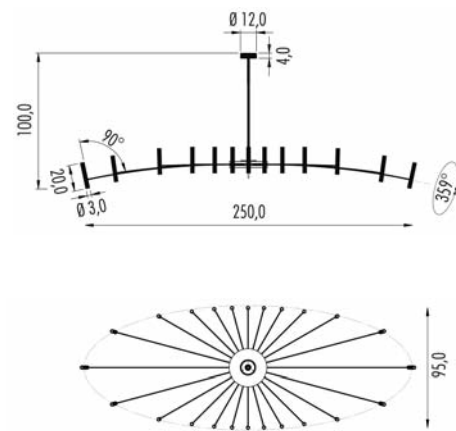
3DRV.024.DIM DALI - Push - 1...10V
 remote installation: need 2 unit to order
 installazione remota: necessario ordinare 2 unità

<input type="checkbox"/>	Frame - Struttura
02	Black - Nero
06	White - Bianco
B	Blue - Blu
C	Copper - Rame
G	Green - Verde
P	Rose - Rosa
R	Red - Rosso

Two given electronic gears (remote installation) for double switching on (alternating mode)
 I due trasformatori forniti (da installare in remota) comandano la doppia accensione -separata e alternata- dei 24 led (12+12)



Pop P40 B Chandelier




IP20	MC-E=3	CE
220-240V	24x6,0W	CRI>95
3P40B.2 <input type="checkbox"/> M. <input type="checkbox"/>		
<input type="checkbox"/> Led color	Nominal lm	Beam spread
2 = 2700K	24 x 664	35°
3 = 3000K	24 x 689	

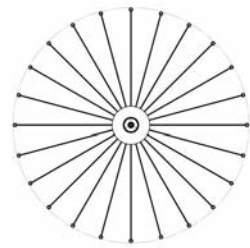
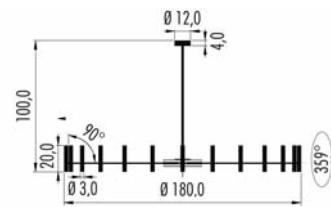
3DRV.024.DIM DALI - Push - 1...10V
 remote installation: need 2 unit to order
 installazione remota: necessario ordinare 2 unità

<input type="checkbox"/>	Frame - Struttura
02	Black - Nero
06	White - Bianco
B	Blue - Blu
C	Copper - Rame
G	Green - Verde
P	Rose - Rosa
R	Red - Rosso

Two given electronic gears (remote installation) for double switching on (alternating mode)
 I due trasformatori forniti (da installare in remoto) comandano la doppia accensione -separata e alternata- dei 24 led (12+12)



Pop P40 R Chandelier



IP20	MC-E=3	CE
220-240V	24x6,0W	CRI>95
3P40R.2 <input type="checkbox"/> M. <input type="checkbox"/>		
<input type="checkbox"/> Led color	Nominal lm	Beam spread
2 = 2700K	24 x 664	35°
3 = 3000K	24 x 689	

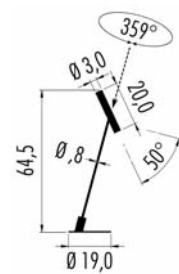
3DRV.024.DIM DALI - Push - 1...10V
 remote installation: need 2 unit to order
 installazione remota: necessario ordinare 2 unità

<input type="checkbox"/>	Frame - Struttura
02	Black - Nero
06	White - Bianco
B	Blue - Blu
C	Copper - Rame
G	Green - Verde
P	Rose - Rosa
R	Red - Rosso

Two given electronic gears (remote installation) for double switching on (alternating mode)
 I due trasformatori forniti (da installare in remoto) comandano la doppia accensione -separata e alternata- dei 24 led (12+12)



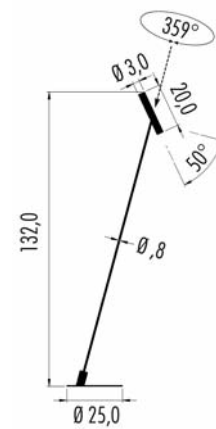
Pop P50 Pinocchio



IP20	©	MC-E=3	CE	▽
100-240V		6W	CRI>95	
4P50.2	■	M.	□	
With honeycomb - Con frangiluce				
■ Led color		Nominal lm		Beam spread
2 = 2700K		824		35°
3 = 3000K		861		
4 = 3000K		888		

□	Frame - Struttura
02	● Black - Nero
06	○ White - Bianco
B	● Blue - Blu
C	● Copper - Rame
G	● Green - Verde
P	● Rose - Rosa
R	● Red - Rosso

Pop P55 Pinocchio



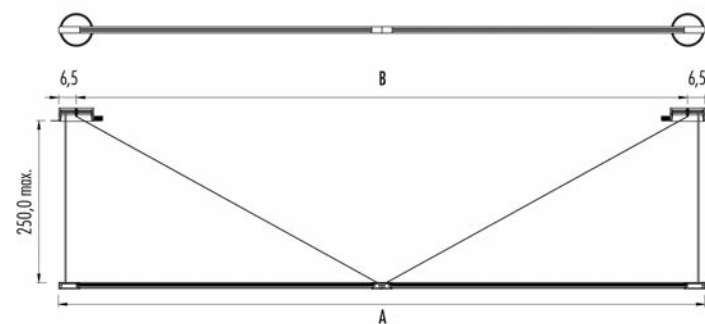
IP20	©	MC-E=3	CE	▽
100-240V		6W	CRI>95	
4P55.2	■	M.	□	
With honeycomb - Con frangiluce				
■ Led color		Nominal lm		Beam spread
2 = 2700K		824		35°
3 = 3000K		861		
4 = 3000K		888		

□	Frame - Struttura
02	● Black - Nero
06	○ White - Bianco
B	● Blue - Blu
C	● Copper - Rame
G	● Green - Verde
P	● Rose - Rosa
R	● Red - Rosso

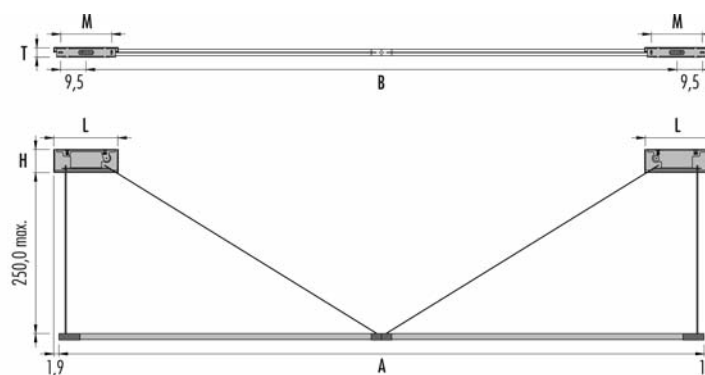


Pop Brooklyn





Housing for plasterboard - Cassaforma cartongesso
1Z00.120.01 2 unit Ø 14,0cm
 Housing for brickwork - Cassaforma laterizio
1M00.120.01 2 unit



□ Frame - Struttura
 02 ● Black - Nero
 06 ○ White - Bianco

Wire/Cavo - Black - Nero
 Need two feeds for the installation
 Sono necessarie due linee di alimentazione

Brooklyn ARC trimless

IP20 Ⓢ CE Ⓡ Ⓢ
 220-240V 2x19W CRI>95
3P122.4 L □ on/off
 A = 240cm B = 227cm

Led color	Nominal lm	Beam spread
2 = 2700K	2x2085	106°
3 = 3000K	2x2204	

IP20 Ⓢ CE Ⓡ Ⓢ
 220-240V 2x32W CRI>95
3P202.4 L □ on/off
 A = 384cm B = 371cm

Led color	Nominal lm	Beam spread
2 = 2700K	2x3474	106°
3 = 3000K	2x3672	

3KIT.024.DIM Dimmable option:
 DALI - Push - 1...10V
 Remote installation - need 2 units to order
 Installazione remota: ordinare 2 unità

Brooklyn CUP

IP20 Ⓢ CE Ⓡ Ⓢ
 220-240V 2x19W CRI>95
3P123.4 L □ on/off
 A = 240cm B = 219,8cm
 L = 24,0cm H = 8,6cm T = 4,1cm M = 19,0cm

Led color	Nominal lm	Beam spread
2 = 2700K	2x2085	106°
3 = 3000K	2x2204	

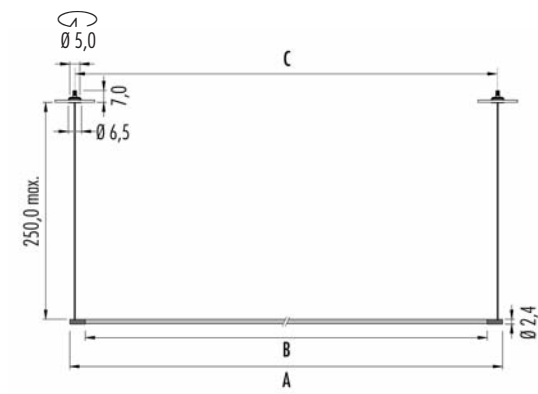
IP20 Ⓢ CE Ⓡ Ⓢ
 220-240V 2x32W CRI>95
3P203.4 L □ on/off
 A = 384cm B = 363,8cm
 L = 28,0cm H = 13,6cm T = 4,7cm M = 23,5cm

Led color	Nominal lm	Beam spread
2 = 2700K	2x3474	106°
3 = 3000K	2x3672	



Pop P120 - P200 ARC with trim

For plasterboard. Per cartongesso



IP20 ⓘ CE ▽ Ⓢ

220-240V 19W CRI>95

3PA1.4 ■ L. □ on/off

A = 124cm B = 108,4cm C = 119cm

Led color	Nominal lm	Beam spread
2 = 2700K	2085	106°
3 = 3000K	2204	

IP20 ⓘ CE ▽ Ⓢ

220-240V 32W CRI>95

3PA2.4 ■ L. □ on/off


A = 196cm B = 180,4cm C = 191cm

Led color	Nominal lm	Beam spread
2 = 2700K	3474	106°
3 = 3000K	3672	

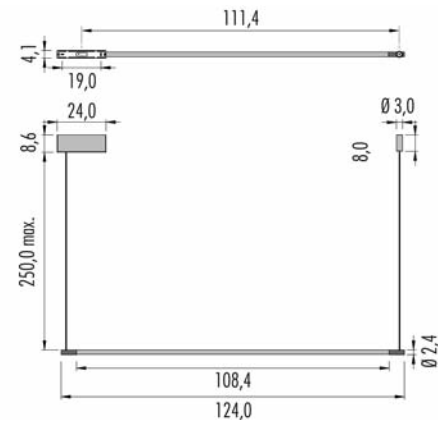
3KIT.024.DIM
Dimmable option:
DALI - Push - 1...10V
remote installation: need 1 unit to order
installazione remota: necessario ordinare 1 pz.

□	Frame - Struttura	Canopy - Rosone	Wire - Cavo
02 ●	Black - Nero	Black - Nero	Black - Nero
06 ○	White - Bianco	White - Bianco	Black - Nero

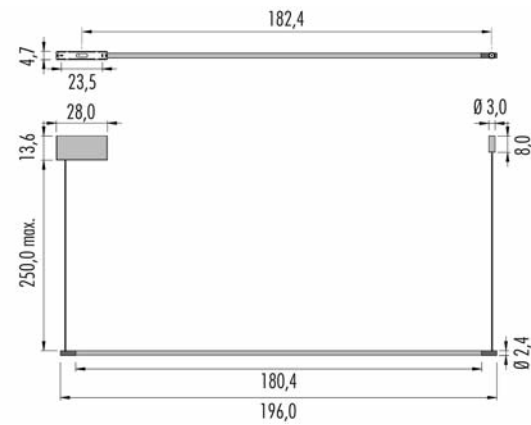
Electronic gear to be placed in remote position - Posizionare il trasformatore in remoto



Pop P120 - P200 **CUP**
external canopy - rosone esterno



IP20	CE	V	⊕
220-240V	19W	CRI>95	
3PC1.4	L. □	on/off	
■ Led color	Nominal lm	Beam spread	
2 = 2700K	2085	106°	
3 = 3000K	2204		



IP20	CE	V	⊕
220-240V	32W	CRI>95	
3PC2.4	L. □	on/off	
■ Led color	Nominal lm	Beam spread	
2 = 2700K	3474	106°	
3 = 3000K	3672		

□	Frame - Struttura	Canopy - Rosone	Wire - Cavo
02 ●	Black - Nero	Black - Nero	Black - Nero
06 ○	White - Bianco	White - Bianco	Black - Nero



Pop Up 1



Pop Up 1
wall/parete

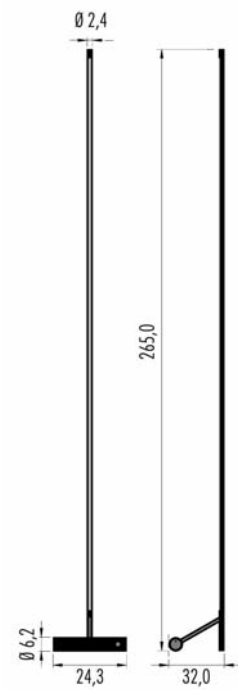


IP20	CE	
220-240V	12W	CRI>95
3PU1.4	L	on/off
Electronic gear to be placed in remote position Posizionare il trasformatore in remoto		
Led color	Nominal lm	Beam spread
2 = 2700K	1332	106°
3 = 3000K	1408	
3KIT.024.DIM	Dimmable option: DALI - Push - 1...10V Remote installation Installazione remota	

□	Frame - Struttura	Plate - Piastra
02	● Black - Nero	● Black - Nero
06	○ White - Bianco	○ White - Bianco
CB	● Copper - Rame	● Blue - Blu
CR	● Copper - Rame	● Red - Rosso




Pop Up 207
floor - terra



IP20	MC-E=3	CE
220-240V	26W	CRI>95
3P207.B	L. □ dimmable	
■ Led color	Nominal lm	Beam spread
2 = 2700K	2928	106°
3 = 3000K	3072	

- Frame - Struttura
- 02 ● Black - Nero
- 06 ○ White - Bianco

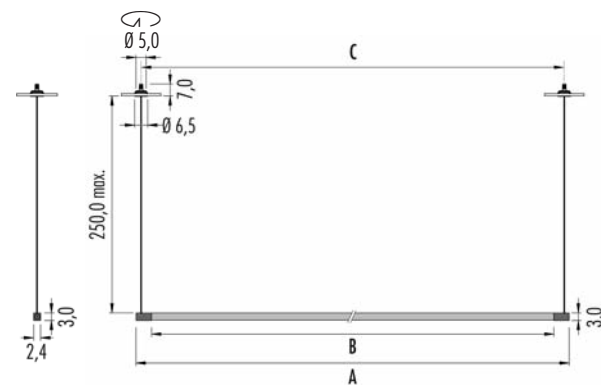


Tim ARC with trim



Tim ARC with trim

For plasterboard. Per cartongesso



IP20	CE	V	Ⓜ
220-240V	2x19W	CRI>95	
3TA1.4	L. □	on/off	
double switches up and down accensione separata per luce superiore ed inferiore			
A = 124cm B = 108,4cm C = 119cm			
■ Led color	Nominal lm	Beam spread	
2 = 2700K	2x2085	106°	
3 = 3000K	2x2204		

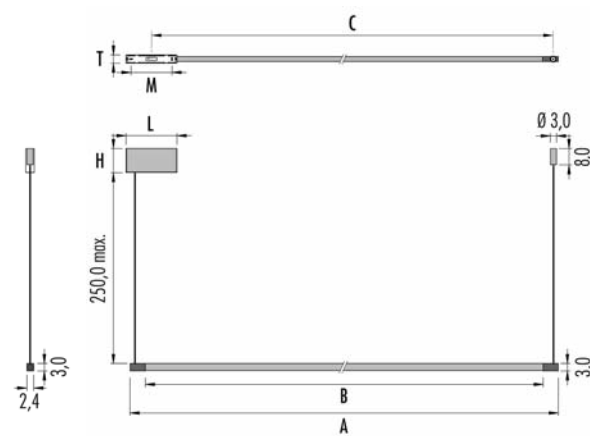
IP20	CE	V	Ⓜ
220-240V	2x32W	CRI>95	
3TA2.4	L. □	on/off	
double switches up and down accensione separata per luce superiore ed inferiore			
A = 196cm B = 180,4cm C = 191cm			
■ Led color	Nominal lm	Beam spread	
2 = 2700K	2x3474	106°	
3 = 3000K	2x3672		

3KIT.024.DIM Dimmable option:
DALI - Push - 1...10V
Remote installation - need 2 unit to order
Installazione remota - ordinare 2 unità

ARC version only - solo versione ARC:
Electronic gear to be placed in remote position - Posizionare il trasformatore in remoto.

Tim CUP

external canopy - rasone esterno



IP20	CE	V	□
220-240V	2x19W	CRI>95	
3TC1.4	L. □	on/off	
singular switch up and down - dimmable on request unica accensione per luce superiore ed inferiore a richiesta dimmerabilità DALI - PUSH - 1...10V			
A = 124cm B = 108,4cm C = 110,4cm L = 24,0cm H = 8,6cm T = 4,1cm M = 19,0cm			
■ Led color	Nominal lm	Beam spread	
2 = 2700K	2x2085	106°	
3 = 3000K	2x2204		

IP20	CE	V	□
220-240V	2x32W	CRI>95	
3TC2.4	L. □	on/off	
singular switch up and down unica accensione per luce superiore ed inferiore			
A = 196cm B = 180,4cm C = 182,4cm L = 28,0cm H = 13,6cm T = 4,7cm M = 23,5cm			
■ Led color	Nominal lm	Beam spread	
2 = 2700K	2x3474	106°	
3 = 3000K	2x3672		

□	Frame - Struttura	Canopy - Rasone	Wire - Cavo
02 ●	Black - Nero	Black - Nero	Black - Nero
06 ○	White - Bianco	White - Bianco	Black - Nero



X1A Ø 7,0 trimless

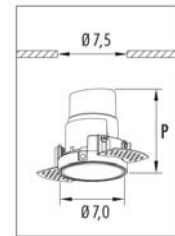


X1A Ø 7,0 trimless

For plasterboard. Per cartongesso



	X1A	P
3X1A.210.□	GU10 led	—
3X1A.K■▲.□	led 9,5W	13,0



UGR<19

IP40	MC-E=3	CE	▽	⊕
220V ÷ 240V	LED 8W	CRI>95	Driver included	
3X1A.210.□	GU10 led			
IP40	Flicker < 20%	CE	▽	⊕
220V ÷ 240V	LED 9,5W	CRI>90		
3X1A.K■▲.□	dimm IGBT - TRIAC			
■ Led color	Nominal lm	▲ Beam spread		
2 = 2700K	834	M = 36°		
3 = 3000K	877	S = 24°		

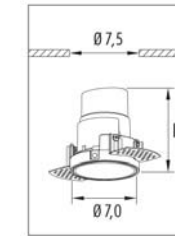


Housing - Cassaforma
1X00.OXA.01 ⌀ 7,5 cm



	X1A	P
3X1A.x2■▲.□	led 8W	9,2
3X1A.x2■▲9□	led 8W	9,2
3X1A.x3■▲.□	led 12,2W	11,7
3X1A.D2 W ■▲.□	led 8W	9,2

Honeycomb - Frangiluce
1X00.H50.02 for IP40
1X00.H50.54 for IP54



UGR<19

IP40	MC-E=3	CE	▽	⊕
200m/A	LED 8W	CRI>95	Driver included	
3X1A.02■▲.□	ON/OFF			
3X1A.E2■▲.□	DALI - Push			
3X1A.G2■▲.□	0...10V			
3X1A.D2■▲.□	dimm IGBT - TRIAC			
■ Led color	Nominal lm	▲ Beam spread		
2 = 2700K	829	L = 60°		
3 = 3000K	872	M = 32°		
		S = 24°		

IP54	MC-E=3	CE	▽	⊕
200m/A	LED 8W	CRI>95	Driver included	
3X1A.02■▲9□	ON/OFF			
3X1A.E2■▲9□	DALI - Push			
3X1A.G2■▲9□	0...10V			
3X1A.D2■▲9□	dimm IGBT - TRIAC			
■ Led color	Nominal lm	▲ Beam spread		
2 = 2700K	829	L = 60°		
3 = 3000K	872	M = 32°		
		S = 24°		

IP40	MC-E=3	CE	▽	⊕
350m/A	LED 12,2W	CRI>90	Driver included	
3X1A.03■▲.□	ON/OFF			
3X1A.E3■▲.□	DALI			
3X1A.G3■▲.□	Push - 1...10V			
3X1A.D3■▲.□	dimm IGBT - TRIAC			
■ Led color	Nominal lm	▲ Beam spread		
2 = 2700K	1140	M = 36°		
3 = 3000K	1170	S = 24°		

IP40	DimToWarm	CE	▽	⊕
220V ÷ 240V	LED 6W	CRI 95	Driver included	
3X1A.E2W▲.□	DALI			
3X1A.D2W▲.□	dimm IGBT - TRIAC			
■ Led color	Nominal lm	▲ Beam spread		
W= max 3000K	max 445 lm	M = 30°		
min. 1800K	min. 10 lm	S = 18°		

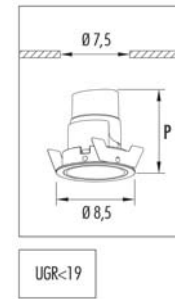
Emergency unit: (inverter + battery. Driver not included)

3KIT.900.01 (1-1)	1:00 hour
3KIT.900.03 (1-1)	3:00 hours

X1B Ø 8,5 with trim
For plasterboard. Per cartongesso



X1B	P
3X1B.210.□	GU10 led —
3X1B.K.■▲.□	led 9,5W 13,0



UGR<19

IP40	MC-E=3	CE	▽	⊕
220V ÷ 240V	LED 8W	CRI>95	Driver included	
3X1B.210.□	GU10 led			
IP40	Flicker < 20%	CE	▽	⊕
220V ÷ 240V	LED 9,5W	CRI>90		
3X1B.K.■▲.□	dim IGBT - TRIAC			
Led color	Nominal lm	Beam spread		
2 = 2700K	834	M = 36°		
3 = 3000K	877	S = 24°		

Reflector with BLACK ring – Parabola con anello NERO



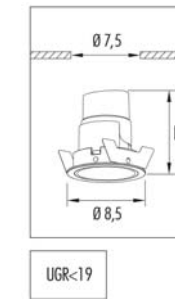
□ 22 Black + Black Nero + Nero	□ 26 Black + White Nero + Bianco	
□ 2H Black + Chrome Nero + Cromo	□ 2B Black + Black Chrome Nero + Cromo scuro	□ 2G Black + Gold Nero + Oro

Honeycomb - Frangiluce

1X00.H50.02	for IP40
1X00.H50.54	for IP54



X1B	P
3X1B.x2.■▲.□	led 8W 9,2
3X1B.x2.■▲9□	led 8W 9,2
3X1B.x3.■▲.□	led 12,2W 11,7
3X1B.D2W.■▲.□	led 8W 9,2



UGR<19

IP40	MC-E=3	CE	▽	⊕
200m/A	LED 8W	CRI>95	Driver included	
3X1B.02.■▲.□	ON/OFF			
3X1B.E2.■▲.□	DALI - Push			
3X1B.G2.■▲.□	0...10V			
3X1B.D2.■▲.□	dim IGBT - TRIAC			
Led color	Nominal lm	Beam spread		
2 = 2700K	829	L = 60°		
3 = 3000K	872	M = 32°		
		S = 24°		

IP54	MC-E=3	CE	▽	⊕
200m/A	LED 8W	CRI>95	Driver included	
3X1B.02.■▲9□	ON/OFF			
3X1B.E2.■▲9□	DALI - Push			
3X1B.G2.■▲9□	0...10V			
3X1B.D2.■▲9□	dim IGBT - TRIAC			
Led color	Nominal lm	Beam spread		
2 = 2700K	829	L = 60°		
3 = 3000K	872	M = 32°		
		S = 24°		

Reflector with WHITE ring – Parabola con anello BIANCO



□ 62 White + Black Bianco + Nero	□ 66 White + White Bianco + Bianco	
□ 6H White + Chrome Bianco + Cromo	□ 6B White + Black Chrome Bianco + Cromo scuro	□ 6G White + Gold Bianco + Oro

IP40	MC-E=3	CE	▽	⊕
350m/A	LED 12,2W	CRI>90	Driver included	
3X1B.03.■▲.□	ON/OFF			
3X1B.E3.■▲.□	DALI			
3X1B.G3.■▲.□	Push - 1...10V			
3X1B.D3.■▲.□	dim IGBT - TRIAC			
Led color	Nominal lm	Beam spread		
2 = 2700K	1140	M = 36°		
3 = 3000K	1170	S = 24°		

IP40	DimToWarm	CE	▽	⊕
220V ÷ 240V	LED 6W	CRI 95	Driver included	
3X1B.E2W.■▲.□	DALI			
3X1B.D2W.■▲.□	dim IGBT - TRIAC			
Led color	Nominal lm	Beam spread		
W= max 3000K	max 445 lm	M = 30°		
min. 1800K	min. 10 lm	S = 18°		

Emergency unit: (inverter + battery. Driver not included)

3KIT.900.01 (1-1)	1:00 hour
3KIT.900.03 (1-1)	3:00 hours

X2A Ø 7,0 trimless

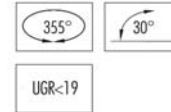
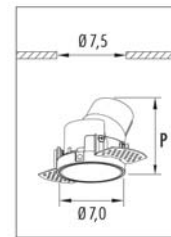


X2A Ø 7,0 trimless

For plasterboard. Per cartongesso



X2A	P
3X2A.210.□	GU10 led —
3X2A.K■▲.□	led 9,5W 13,0



IP40 ☉ CE ▽ □

220V ÷ 240V

3X2A.210.□ GU10 led

IP40 Flicker < 20% CE ▽ □

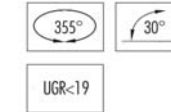
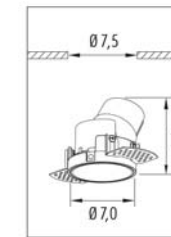
220V ÷ 240V

3X2A.K■▲.□ dimm IGBT - TRIAC

Led color	Nominal lm	Beam spread
2 = 2700K	834	M = 36°
3 = 3000K	877	S = 24°



X2A	P
3X2A.x2■▲.□	led 8W 9,2
3X2A.x2■▲9□	led 8W 9,2
3X2A.x3■▲.□	led 12,2W 11,7
3X2A.D2 W ▲.□	led 8W 9,2



IP40 ☉ MC-E=3 CE ▽ □

200m/A

3X2A.02■▲.□ ON/OFF

3X2A.E2■▲.□ DALI - Push

3X2A.G2■▲.□ 0...10V

3X2A.D2■▲.□ dimm IGBT - TRIAC

Led color	Nominal lm	Beam spread
2 = 2700K	829	L = 60°
3 = 3000K	872	M = 32°
		S = 24°

IP54 ☉ MC-E=3 CE ▽ □

200m/A

3X2A.02■▲9□ ON/OFF

3X2A.E2■▲9□ DALI - Push

3X2A.G2■▲9□ 0...10V

3X2A.D2■▲9□ dimm IGBT - TRIAC

Led color	Nominal lm	Beam spread
2 = 2700K	829	L = 60°
3 = 3000K	872	M = 32°
		S = 24°

IP40 ☉ MC-E=3 CE ▽ □

350m/A

3X2A.03■▲.□ ON/OFF

3X2A.E3■▲.□ DALI

3X2A.G3■▲.□ Push - 1...10V

3X2A.D3■▲.□ dimm IGBT - TRIAC

Led color	Nominal lm	Beam spread
2 = 2700K	1140	M = 36°
3 = 3000K	1170	S = 24°

IP40 ☉ DimToWarm CE ▽ □

220V ÷ 240V

3X2A.E2W▲.□ DALI

3X2A.D2W▲.□ dimm IGBT - TRIAC

Led color	Nominal lm	Beam spread
W= max 3000K	max 445 lm	M = 30°
min. 1800K	min. 10 lm	S = 18°

Emergency unit: (inverter + battery. Driver not included)

3KIT.900.01 (1-1) 1:00 hour

3KIT.900.03 (1-1) 3:00 hours



Housing - Cassafirma

1X00.OXA.01 Ø 7,5 cm

Honeycomb - Frangiluce

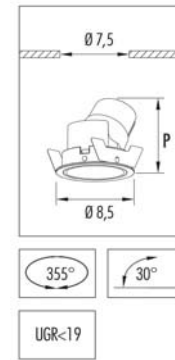
1X00.H50.02 for IP40

1X00.H50.54 for IP54

X2B Ø 8,5 with trim
For plasterboard. Per cartongesso



X2B	P
3X2B.210.□	GU10 led —
3X2B.K■▲□	led 9,5W 13,0



IP40	MC-E=3	CE	▽	⊕
220V ÷ 240V	LED 9,5W	CRI>90		
3X2B.210.□	GU10 led			
IP40	Flicker < 20%	CE	▽	⊕
220V ÷ 240V	LED 9,5W	CRI>90		
3X2B.K■▲□	dim IGBT - TRIAC			
■ Led color	Nominal lm	▲ Beam spread		
2 = 2700K	834	M = 36°		
3 = 3000K	877	S = 24°		

Reflector with BLACK ring – Parabola con anello NERO



□ 22 Black + Black Nero + Nero	□ 26 Black + White Nero + Bianco	
□ 2H Black + Chrome Nero + Cromo	□ 2B Black + Black Chrome Nero + Cromo scuro	□ 2G Black + Gold Nero + Oro

Honeycomb - Frangiluce	
1X00.H50.02	for IP40
1X00.H50.54	for IP54



X2B	P
3X2B.x 2 ■▲□	led 8W 9,2
3X2B.x 2 ■▲9□	led 8W 9,2
3X2B.x 3 ■▲□	led 12,2W 11,7
3X2B.D2 W ■▲□	led 8W 9,2

Reflector with WHITE ring – Parabola con anello BIANCO



□ 62 White + Black Bianco + Nero	□ 66 White + White Bianco + Bianco	
□ 6H White + Chrome Bianco + Cromo	□ 6B White + Black Chrome Bianco + Cromo scuro	□ 6G White + Gold Bianco + Oro



IP40	MC-E=3	CE	▽	⊕
200m/A	LED 8W	CRI>95		Driver included
3X2B.02■▲□	ON/OFF			
3X2B.E2■▲□	DALI - Push			
3X2B.G2■▲□	0...10V			
3X2B.D2■▲□	dim IGBT - TRIAC			
■ Led color	Nominal lm	▲ Beam spread		
2 = 2700K	829	L = 60°		
3 = 3000K	872	M = 32°		
		S = 24°		

IP54	MC-E=3	CE	▽	⊕
200m/A	LED 8W	CRI>95		Driver included
3X2B.02■▲9□	ON/OFF			
3X2B.E2■▲9□	DALI - Push			
3X2B.G2■▲9□	0...10V			
3X2B.D2■▲9□	dim IGBT - TRIAC			
■ Led color	Nominal lm	▲ Beam spread		
2 = 2700K	829	L = 60°		
3 = 3000K	872	M = 32°		
		S = 24°		

IP40	MC-E=3	CE	▽	⊕
350m/A	LED 12,2W	CRI>90		Driver included
3X2B.03■▲□	ON/OFF			
3X2B.E3■▲□	DALI			
3X2B.G3■▲□	Push - 1...10V			
3X2B.D3■▲□	dim IGBT - TRIAC			
■ Led color	Nominal lm	▲ Beam spread		
2 = 2700K	1140	M = 36°		
3 = 3000K	1170	S = 24°		

IP40	DimToWarm	CE	▽	⊕
220V ÷ 240V	LED 6W	CRI 95		Driver included
3X2B.E2W▲□	DALI			
3X2B.D2W▲□	dim IGBT - TRIAC			
■ Led color	Nominal lm	▲ Beam spread		
W= max 3000K	max 445 lm	M = 30°		
min. 1800K	min. 10 lm	S = 18°		

Emergency unit: (inverter + battery. Driver not included)		
3KIT.900.01 (1-1)	1:00 hour	
3KIT.900.03 (1-1)	3:00 hours	

X3A Ø 7,0 trimless

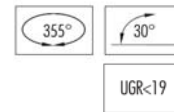
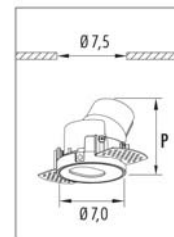


X3A Ø 7,0 trimless

For plasterboard. Per cartongesso



X3A	P
3X3A.210.□	GU10 led —
3X3A.K□□□□	led 9,5W 13,0
3X3A.x2□□□□	led 8W 9,2
3X3A.x2□□□9□	led 8W 9,2
3X3A.x3□□□□	led 12,2W 11,7
3X3A.D2W□□□	led 8W 9,2



IP40

220V ÷ 240V

3X3A.210.06 GU10 led

IP40 Flicker < 20%

220V ÷ 240V

3X3A.K□□□.06 LED 9,5W CRI>90 dimm IGBT - TRIAC

Led color	Nominal lm	Beam spread
2 = 2700K	834	M = 36°
3 = 3000K	877	S = 24°

Housing - Cassaforma

1X00.OXA.01 Ø 7,5 cm

Honeycomb - Frangiluce

1X00.H50.02 for IP40

1X00.H50.54 for IP54

IP40 MC-E=3

200m/A

3X3A.02□□□.06 LED 8W CRI>95 Driver included ON/OFF

3X3A.E2□□□.06 DALI - Push

3X3A.G2□□□.06 0...10V

3X3A.D2□□□.06 dimm IGBT - TRIAC

Led color	Nominal lm	Beam spread
2 = 2700K	829	L = 60°
3 = 3000K	872	M = 32°
		S = 24°

IP54 MC-E=3

200m/A

3X3A.02□□□906 LED 8W CRI>95 Driver included ON/OFF

3X3A.E2□□□906 DALI - Push

3X3A.G2□□□906 0...10V

3X3A.D2□□□906 dimm IGBT - TRIAC

Led color	Nominal lm	Beam spread
2 = 2700K	829	L = 60°
3 = 3000K	872	M = 32°
		S = 24°

IP40 MC-E=3

350m/A

3X3A.03□□□.06 LED 12,2W CRI>90 Driver included ON/OFF

3X3A.E3□□□.06 DALI

3X3A.G3□□□.06 Push - 1...10V

3X3A.D3□□□.06 dimm IGBT - TRIAC

Led color	Nominal lm	Beam spread
2 = 2700K	1140	M = 36°
3 = 3000K	1170	S = 24°

IP40 **DimToWarm**

220V ÷ 240V

LED 6W CRI 95 Driver included

3X3A.E2W□□□ DALI

3X3A.D2W□□□ dimm IGBT - TRIAC

Led color	Nominal lm	Beam spread
W= max 3000K	max 445 lm	M = 30°
min. 1800K	min. 10 lm	S = 18°

Emergency unit: (inverter + battery. Driver not included)

3KIT.900.01 (1-1) 1:00 hour

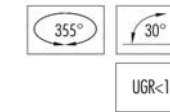
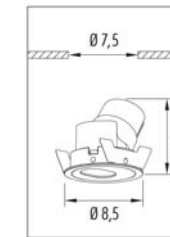
3KIT.900.03 (1-1) 3:00 hours

X3B Ø 8,5 with trim

For plasterboard. Per cartongesso



X3B	P
3X3B.210.□	GU10 led —
3X3B.K□□□□	led 9,5W 13,0
3X3B.x2□□□□	led 8W 9,2
3X3B.x2□□□9□	led 8W 9,2
3X3B.x3□□□□	led 12,2W 11,7
3X3B.D2W□□□	led 8W 9,2



IP40

220V ÷ 240V

3X3B.210.06 GU10 led

IP40 Flicker < 20%

220V ÷ 240V

3X3B.K□□□.06 LED 9,5W CRI>90 dimm IGBT - TRIAC

Led color	Nominal lm	Beam spread
2 = 2700K	834	M = 36°
3 = 3000K	877	S = 24°

Honeycomb - Frangiluce

1X00.H50.02 for IP40

1X00.H50.54 for IP54

IP40 MC-E=3

200m/A

3X3B.02□□□.06 LED 8W CRI>95 Driver included ON/OFF

3X3B.E2□□□.06 DALI - Push

3X3B.G2□□□.06 0...10V

3X3B.D2□□□.06 dimm IGBT - TRIAC

Led color	Nominal lm	Beam spread
2 = 2700K	829	L = 60°
3 = 3000K	872	M = 32°
		S = 24°

IP54 MC-E=3

200m/A

3X3B.02□□□906 LED 8W CRI>95 Driver included ON/OFF

3X3B.E2□□□906 DALI - Push

3X3B.G2□□□906 0...10V

3X3B.D2□□□906 dimm IGBT - TRIAC

Led color	Nominal lm	Beam spread
2 = 2700K	829	L = 60°
3 = 3000K	872	M = 32°
		S = 24°

IP40 MC-E=3

350m/A

3X3B.03□□□.06 LED 12,2W CRI>90 Driver included ON/OFF

3X3B.E3□□□.06 DALI

3X3B.G3□□□.06 Push - 1...10V

3X3B.D3□□□.06 dimm IGBT - TRIAC

Led color	Nominal lm	Beam spread
2 = 2700K	1140	M = 36°
3 = 3000K	1170	S = 24°

IP40 **DimToWarm**

220V ÷ 240V

LED 6W CRI 95 Driver included

3X3B.E2W□□□ DALI

3X3B.D2W□□□ dimm IGBT - TRIAC

Led color	Nominal lm	Beam spread
W= max 3000K	max 445 lm	M = 30°
min. 1800K	min. 10 lm	S = 18°

Emergency unit: (inverter + battery. Driver not included)

3KIT.900.01 (1-1) 1:00 hour

3KIT.900.03 (1-1) 3:00 hours

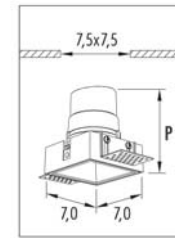
X4A 7,0 x 7,0 trimless



X4A 7,0 x 7,0 trimless
For plasterboard. Per cartongesso



X4A	P
3X4A.210.□	GU10 led —
3X4A.K ■▲.□	led 9,5W 13,0



UGR<19

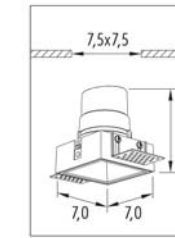
IP40	MC-E=3	CE	▽	⊕
220V ÷ 240V	LED 8W	CRI>95	Driver included	
3X4A.210.□	GU10 led			
IP40	Flicker < 20%	CE	▽	⊕
220V ÷ 240V	LED 9,5W	CRI>90		
3X4A.K ■▲.□	dimmi IGBT - TRIAC			
■ Led color	Nominal lm	▲ Beam spread		
2 = 2700K	834	M = 36°		
3 = 3000K	877	S = 24°		

Housing - Cassaforma 7,4x7,4cm
1X00.04A.01



X4A	P
3X4A.x2 ■▲.□	led 8W 9,2
3X4A.x2 ■▲9□	led 8W 9,2
3X4A.x3 ■▲.□	led 12,2W 11,7
3X4A.D2 W ■▲.□	led 8W 9,2

Honeycomb - Frangiluce
1X00.H50.02 for IP40
1X00.H50.54 for IP54



UGR<19

IP40	MC-E=3	CE	▽	⊕
200m/A	LED 8W	CRI>95	Driver included	
3X4A.02 ■▲.□	ON/OFF			
3X4A.E2 ■▲.□	DALI - Push			
3X4A.G2 ■▲.□	0...10V			
3X4A.D2 ■▲.□	dimmi IGBT - TRIAC			
■ Led color	Nominal lm	▲ Beam spread		
2 = 2700K	829	L = 60°		
3 = 3000K	872	M = 32°		
		S = 24°		

IP54	MC-E=3	CE	▽	⊕
200m/A	LED 8W	CRI>95	Driver included	
Available ONLY with black or white reflector Disponibile SOLO con parabola nera o bianca				
3X4A.02 ■▲9□	ON/OFF			
3X4A.E2 ■▲9□	DALI - Push			
3X4A.G2 ■▲9□	0...10V			
3X4A.D2 ■▲9□	dimmi IGBT - TRIAC			
■ Led color	Nominal lm	▲ Beam spread		
2 = 2700K	829	L = 60°		
3 = 3000K	872	M = 32°		
		S = 24°		


IP40	MC-E=3	CE	▽	⊕
350m/A	LED 12,2W	CRI>90	Driver included	
3X4A.03 ■▲.□	ON/OFF			
3X4A.E3 ■▲.□	DALI			
3X4A.G3 ■▲.□	Push - 1...10V			
3X4A.D3 ■▲.□	dimmi IGBT - TRIAC			
■ Led color	Nominal lm	▲ Beam spread		
2 = 2700K	1140	M = 36°		
3 = 3000K	1170	S = 24°		

IP40	DimToWarm	CE	▽	⊕
220V ÷ 240V	LED 6W	CRI 95	Driver included	
3X4A.E2W ■▲.□	DALI			
3X4A.D2W ■▲.□	dimmi IGBT - TRIAC			
■ Led color	Nominal lm	▲ Beam spread		
W= max 3000K	max 445 lm	M = 30°		
min. 1800K	min. 10 lm	S = 18°		

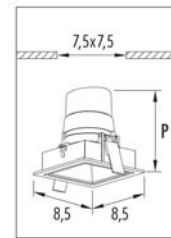
Emergency unit: (inverter + battery. Driver not included)
3KIT.900.01 (1-1) 1:00 hour
3KIT.900.03 (1-1) 3:00 hours

X4B 8,5 x 8,5 with trim

For plasterboard. Per cartongesso



	X4B	P
3X4B.210.□	GU10 led	—
3X4B.K■▲□	led 9,5W	13,0



UGR<19

IP40	MC-E=3	CE	▽	⊕
220V ÷ 240V	LED 8W	CRI>95	Driver included	
3X4B.210.□	GU10 led			
IP40	Flicker < 20%	CE	▽	⊕
220V ÷ 240V	LED 9,5W	CRI>90		
3X4B.K■▲□	dimmi IGBT - TRIAC			
■ Led color	Nominal lm	▲ Beam spread		
2 = 2700K	834	M = 36°		
3 = 3000K	877	S = 24°		

Reflector with square BLACK frame – Parabola con bordo NERO



□ 22 Black + Black Nero + Nero	□ 26 Black + White Nero + Bianco	
□ 2H Black + Chrome Nero + Cromo	□ 2B Black + Black Chrome Nero + Cromo scuro	□ 2G Black + Gold Nero + Oro


Honeycomb - Frangiluce

1X00.H50.02	for IP40
1X00.H50.54	for IP54

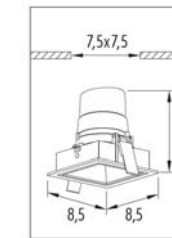


	X4B	P
3X4B.x2■▲□	led 8W	9,2
3X4B.x2■▲9□	led 8W	9,2
3X4B.x3■▲□	led 12,2W	11,7
3X4B.D2W■▲□	led 8W	9,2

Reflector with square WHITE frame – Parabola con bordo BIANCO



□ 62 White + Black Bianco + Nero	□ 66 White + White Bianco + Bianco	
□ 6H White + Chrome Bianco + Cromo	□ 6B White + Black Chrome Bianco + Cromo scuro	□ 6G White + Gold Bianco + Oro



UGR<19

IP40	MC-E=3	CE	▽	⊕
200m/A	LED 8W	CRI>95	Driver included	
3X4B.02■▲□	ON/OFF			
3X4B.E2■▲□	DALI - Push			
3X4B.G2■▲□	0...10V			
3X4B.D2■▲□	dimmi IGBT - TRIAC			
■ Led color	Nominal lm	▲ Beam spread		
2 = 2700K	829	L = 60°		
3 = 3000K	872	M = 32°		
		S = 24°		

IP54	MC-E=3	CE	▽	⊕
200m/A	LED 8W	CRI>95	Driver included	
Available ONLY with black or white reflector Disponibile SOLO con parabola nera o bianca				
3X4B.02■▲9□	ON/OFF			
3X4B.E2■▲9□	DALI - Push			
3X4B.G2■▲9□	0...10V			
3X4B.D2■▲9□	dimmi IGBT - TRIAC			
■ Led color	Nominal lm	▲ Beam spread		
2 = 2700K	829	L = 60°		
3 = 3000K	872	M = 32°		
		S = 24°		

IP40	MC-E=3	CE	▽	⊕
350m/A	LED 12,2W	CRI>90	Driver included	
3X4B.03■▲□	ON/OFF			
3X4B.E3■▲□	DALI			
3X4B.G3■▲□	Push - 1...10V			
3X4B.D3■▲□	dimmi IGBT - TRIAC			
■ Led color	Nominal lm	▲ Beam spread		
2 = 2700K	1140	M = 36°		
3 = 3000K	1170	S = 24°		

IP40	DimToWarm	CE	▽	⊕
220V ÷ 240V	LED 6W	CRI 95	Driver included	
3X4B.E2W■▲□	DALI			
3X4B.D2W■▲□	dimmi IGBT - TRIAC			
■ Led color	Nominal lm	▲ Beam spread		
W= max 3000K	max 445 lm	M = 30°		
min. 1800K	min. 10 lm	S = 18°		

Emergency unit: (inverter + battery. Driver not included)

3KIT.900.01 (1-1)	1:00 hour
3KIT.900.03 (1-1)	3:00 hours

GUN 2A Ø 4,3 trimless



GUN 2A Ø 4,3 trimless

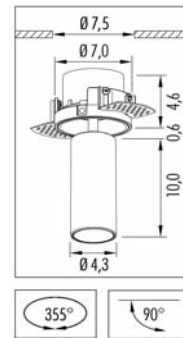
For plasterboard. Per cartongesso



- Frame - Struttura
- 02 ● Black - Nero
- 06 ○ White - Bianco



Standard:
X - Gun is supplied with Anti-glare Ring
X - Gun è fornito di anello anti abbagliamento



IP40	©	MC-E=3	CE	▼	⊕
200m/A		LED 8W	CRI>95	Driver included	
3G2A.02	■	M. □	ON/OFF		
3G2A.E2	■	M. □	DALI - Push		
3G2A.G2	■	M. □	0...10V		
3G2A.D2	■	M. □	dimmm IGBT - TRIAC		
■	Led color	Nominal lm	▲	Beam spread	
2	= 2700K	829	▲	36°	
3	= 3000K	872			



Option: Cross Anti-glare Ring
Anello anti abbagliamento a croce
1XG1.C43.02

Housing - Cassaforma ↶ ↷ Ø 7,5 cm
1X00.OXA.01

GUN 2B Ø 4,3 with trim

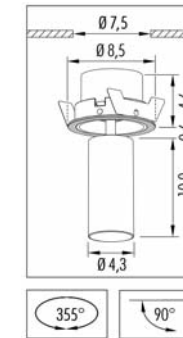
For plasterboard. Per cartongesso



- Frame - Struttura
- 22 ● Black - Nero
- 66 ○ White - Bianco



Standard:
X - Gun is supplied with Anti-glare Ring
X - Gun è fornito di anello anti abbagliamento



IP40	©	MC-E=3	CE	▼	⊕
200m/A		LED 8W	CRI>95	Driver included	
3G2B.02	■	M. □	ON/OFF		
3G2B.E2	■	M. □	DALI - Push		
3G2B.G2	■	M. □	0...10V		
3G2B.D2	■	M. □	dimmm IGBT - TRIAC		
■	Led color	Nominal lm	▲	Beam spread	
2	= 2700K	829	▲	36°	
3	= 3000K	872			

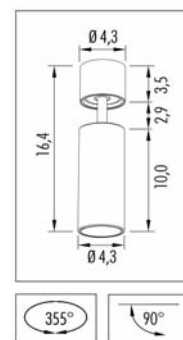


Option: Cross Anti-glare Ring
Anello anti abbagliamento a croce
1XG1.C43.02

GUN 2C ø 4,3



GUN 2C/2W Ø 4,3
wall/ceiling - parete/plafone



- Frame - Struttura
02 ● Black - Nero
06 ○ White - Bianco



Standard:
X - Gun is supplied with Anti-glare Ring
X - Gun è fornito di anello anti abbagliamento

IP40 © MC-E=3 CE V

200m/A **LED 8W** CRI>95 Driver included
wall/ceiling - parete/plafone - Driver: remote installation - in remoto

3G2C.02 M. □ ON/OFF

3G2C.E2 M. □ DALI - Push

3G2C.G2 M. □ 0...10V

3G2C.D2 M. □ dimm IGBT - TRIAC

■ Led color Nominal lm ▲ Beam spread

2 = 2700K 829 36°

3 = 3000K 872

IP40 © MC-E=3 CE V

120m/A **LED 4W** CRI>95 Driver included

wall - parete - Driver: remote installation - in remoto

3G2W.02 M. □ ON/OFF

3G2W.G2 M. □ 0...10V

3G2W.D2 M. □ dimm IGBT - TRIAC

■ Led color Nominal lm ▲ Beam spread

2 = 2700K 496 36°

3 = 3000K 532



Option: Cross Anti-glare Ring
Anello anti abbagliamento a croce

1XG1.C43.02

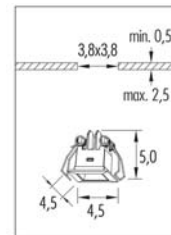



X5B with trim



X5B 4,5 x 4,5 with trim

For plasterboard. Per cartongesso

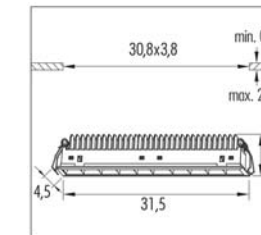


UGR<19

IP20	MC-E=3	CE	▼	⊕
700m/A	LED 3W	CRI>95	Driver included	
3X5B.01	S.02	ON/OFF		
3X5B.F1	S.02	DALI Push 0/1...10V On request		
■ Led color	Nominal lm	▲ Beam spread		
2 = 2700K	180	S = 22°		
3 = 3000K	193			

X5B 31,5 x 4,5 with trim

For plasterboard. Per cartongesso

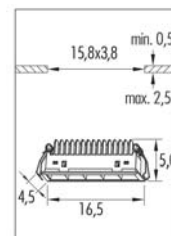


UGR<19

IP20	MC-E=3	CE	▼	⊕
700m/A	LED 10x2W	CRI>95	Driver included	
3X5B.03	▲.02	ON/OFF		
3X5B.E3	▲.02	DALI - Push		
3X5B.G3	▲.02	0/1...10V		
■ Led color	Nominal lm	▲ Beam spread		
2 = 2700°K	900	M = 50°		
3 = 3000°K	965	S = 22°		

X5B 16,5 x 4,5 with trim

For plasterboard. Per cartongesso

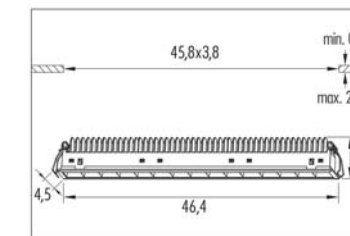


UGR<19

IP20	MC-E=3	CE	▼	⊕
700m/A	LED 5x2W	CRI>95	Driver included	
3X5B.02	▲.02	ON/OFF		
3X5B.E2	▲.02	DALI - Push		
3X5B.G2	▲.02	0/1...10V		
■ Led color	Nominal lm	▲ Beam spread		
2 = 2700K	900	M = 50°		
3 = 3000K	965	S = 22°		

X5B 46,4 x 4,5 with trim

For plasterboard. Per cartongesso



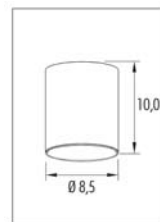
UGR<19

IP20	MC-E=3	CE	▼	⊕
700m/A	LED 15x2W	CRI>95	Driver included	
3X5B.04	▲.02	ON/OFF		
3X5B.E4	▲.02	DALI - Push		
3X5B.G4	▲.02	0/1...10V		
■ Led color	Nominal lm	▲ Beam spread		
2 = 2700°K	1350	M = 50°		
3 = 3000°K	1448	S = 22°		

Optical lens - Ottica:
PMMA material - Lente in PMMA

Optical lens - Ottica:
PMMA material - Lente in PMMA

X7R Ø 8,5
Ceiling - Plafone



UGR<19

IP20	©	MC-E=3	CE
220V ÷ 240V		LED 10W	CRI>95
3X7R.H2 dimm IGBT - TRIAC			
■ Led color		Nominal lm	▲ Beam spread
2 = 2700K		1042	L = 50°
3 = 3000K		1096	S = 24°

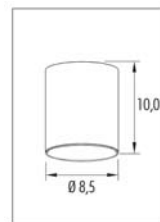
Honeycomb - Frangiluce

1X07.H50.02

- 22** Black + Black
Nero + Nero
- 26** Black + White
Nero + Bianco
- 2H** Black + Chrome
Nero + Cromo
- 2B** Black + Black Chrome
Nero + Cromo scuro
- 2G** Black + Gold
Nero + Oro



X7R Ø 8,5
Ceiling - Plafone



UGR<19

IP20 ©	MC-E=3	CE ▼
220V ÷ 240V	LED 10W	CRI>95
3X7R.H2 ■ ▽ □ dimm IGBT - TRIAC		
■ Led color	Nominal lm	▽ Beam spread
2 = 2700K	1042	L = 50°
3 = 3000K	1096	S = 24°

Honeycomb - Frangiluce

1X07.H50.02



□ 62 White + Black
Bianco + Nero



□ 66 White + White
Bianco + Bianco



□ 6H White + Chrome
Bianco + Cromo



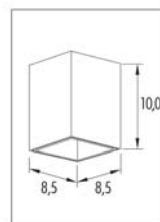
□ 6B White + Black Chrome
Bianco + Cromo scuro



□ 6G White + Gold
Bianco + Oro



X7C 8,5 x 8,5
Ceiling - Plafone



UGR<19

IP20	©	MC-E=3	CE
220V ÷ 240V		LED 10W	CRI>95
3X7C.H2	■▲□	dim. IGBT - TRIAC	
■ Led color	Nominal lm	▲ Beam spread	
2 = 2700K	1042	L = 50°	
3 = 3000K	1096	S = 24°	

Honeycomb - Frangiluce

1X07.H50.02



□ **22** Black + Black
Nero + Nero



□ **26** Black + White
Nero + Bianco



□ **2H** Black + Chrome
Nero + Cromo



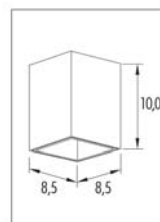
□ **2B** Black + Black Chrome
Nero + Cromo scuro



□ **2G** Black + Gold
Nero + Oro



X7C 8,5 x 8,5
Ceiling - Plafone



UGR<19

IP20	©	MC-E=3	CE
220V ÷ 240V		LED 10W	CRI>95
3X7C.H2	■▲□	dimmi IGBT - TRIAC	
■ Led color	Nominal lm	▲ Beam spread	
2 = 2700K	1042	L = 50°	
3 = 3000K	1096	S = 24°	

Honeycomb - Frangiluce

1X07.H50.02



□ **62** White + Black
Bianco + Nero



□ **66** White + White
Bianco + Bianco



□ **6H** White + Chrome
Bianco + Cromo



□ **6B** White + Black Chrome
Bianco + Cromo scuro



□ **6G** White + Gold
Bianco + Oro



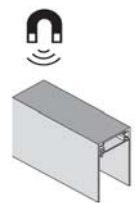
*X - Rail 48V magnet track system
sistema a binario magnetico*

X-Rail is a magnet track system with low voltage of 48V, available in the following versions: recessed trimless (only for plasterboard), surface or pendant. The 4 track conductors can be used for an on/off power supply circuit, or for a dimmable "Noise Free" circuit, as described in the wiring schemes.

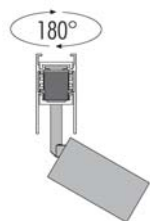
X-Gun, X-Dark, X-Line and X-Pendant products are suitable for different needs of lighting. They are fixed into the X-Rail profile by the magnet and the click safety lock.

X-Rail è un sistema a binario magnetico a 48V, disponibile nella versione ad incasso senza bordo (solo per cartongesso), a plafone ed a sospensione. I 4 conduttori del binario possono essere utilizzati per l'accensione on/off, oppure per una dimmerazione "Noise Free", come da schemi di cablaggio. I prodotti X-Gun, X-Dark, X-Line ed X-Sospensioni soddisfano diverse tipologie di illuminazione, e si installano al binario X-Rail attraverso il magnete ed un ulteriore dispositivo meccanico di sicurezza.

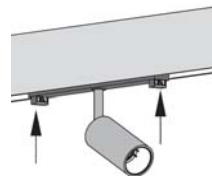
Magnet system
Sistema magnetico



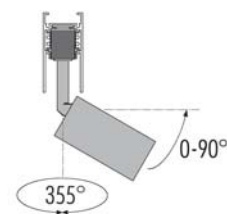
Bidirectional installation
Installazione bidirezionale



Click & Safety Lock
Fissaggio meccanico di sicurezza

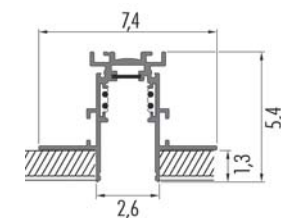


Adjustable
Orientabile

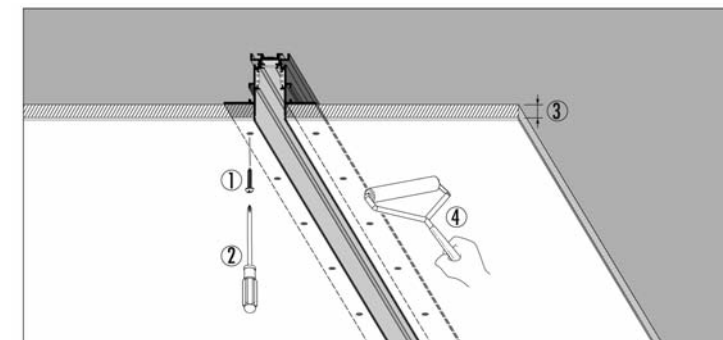


WiFi Technology by App
Tecnologia WiFi tramite App



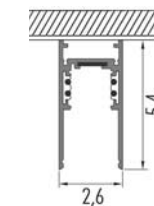


Recessed trimless only for plasterboard - *Incasso senza bordo solo per cartongesso*

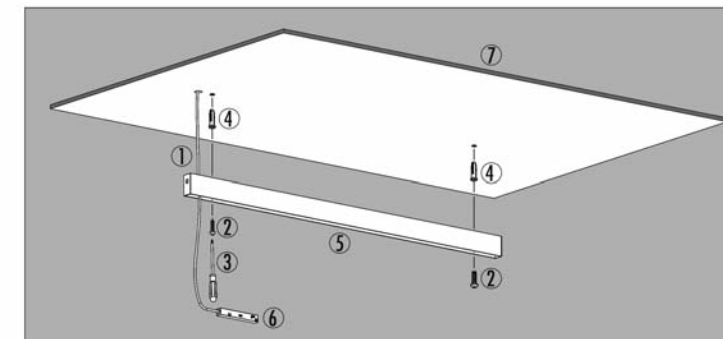


- 1 Screw
- 2 Screw Driver
- 3 Gypsum Board 13,3mm
- 4 Plastering

- 1 Viti
- 2 Cacciavite
- 3 Spessore cartongesso 13,3mm
- 4 Stuccare e rasare

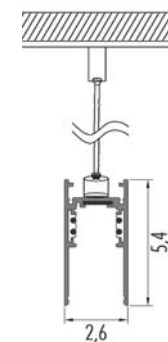


Surface - *Plafone*

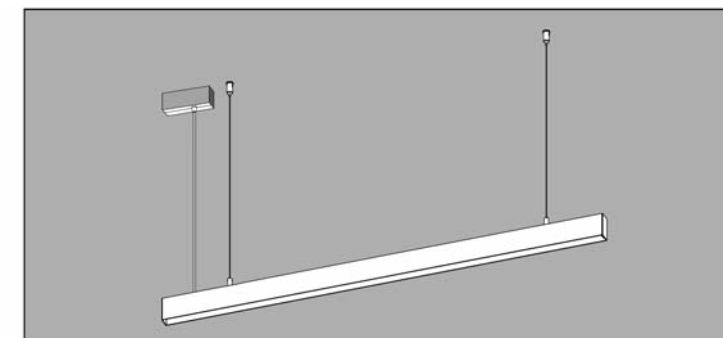


- 1 DC 48V Input
- 2 Screw
- 3 Screw Driver
- 4 Expansion Screw
- 5 Track
- 6 DC Connecting Box
- 7 Ceiling

- 1 DC48V in entrata
- 2 Vite
- 3 Cacciavite
- 4 Tassello
- 5 Binario
- 6 Connettore Feed DC
- 7 Soffitto

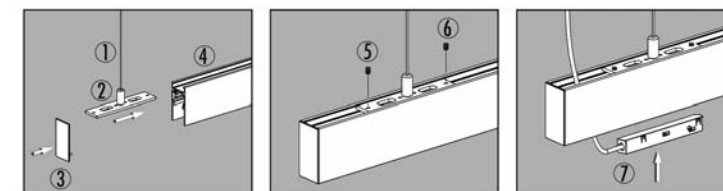


Pendant - *Sospensione*



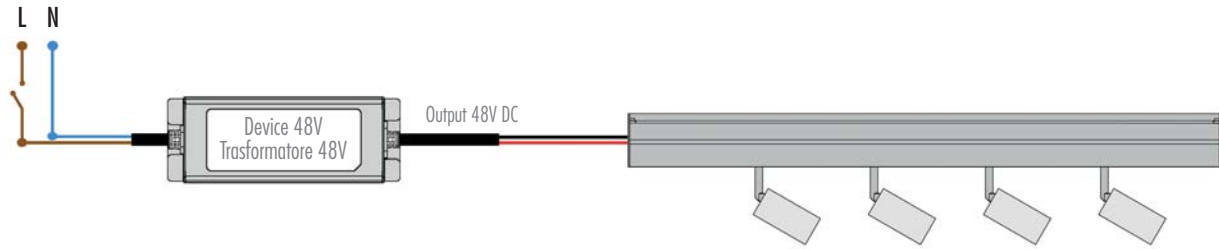
- 1 Steel cable
- 2 Mounting Plate
- 3 End cup for track
- 4 Track
- 5 Screw
- 6 Screw
- 7 DC Connecting Box

- 1 Cavi in acciaio
- 2 Staffa per sospensione
- 3 Tappo di chiusura binario
- 4 Binario
- 5 Vite
- 6 Vite
- 7 Connettore Feed DC

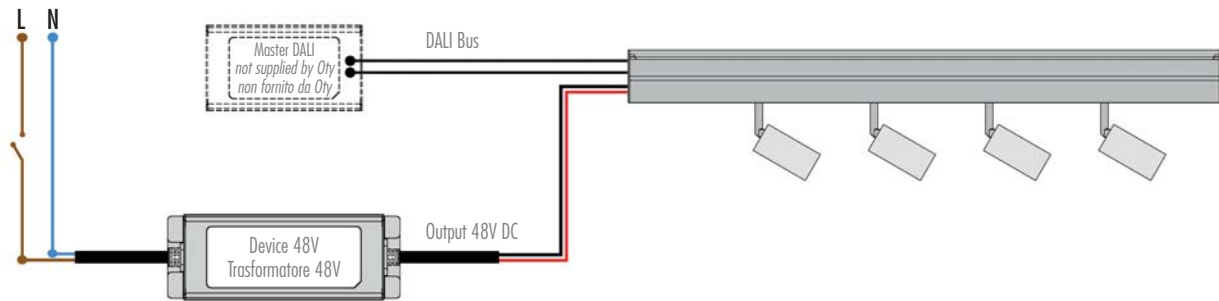


Devices Installation Scheme - Schemi di cablaggio

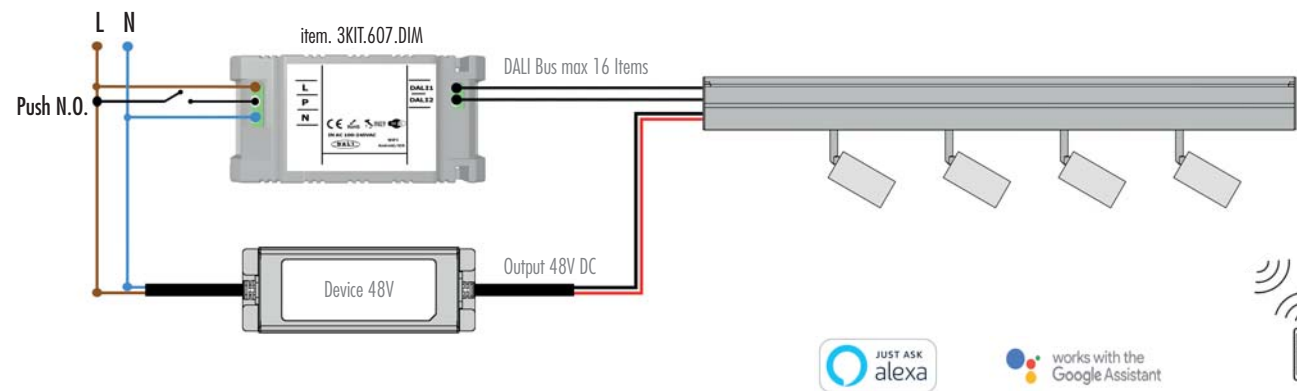
Option 1:
on/off solution
soluzione on/off



Option 2:
dimmable "Noise Free" DALI: standard addressable solution
soluzione dimmerabile "Noise Free" tramite riconoscimento standard

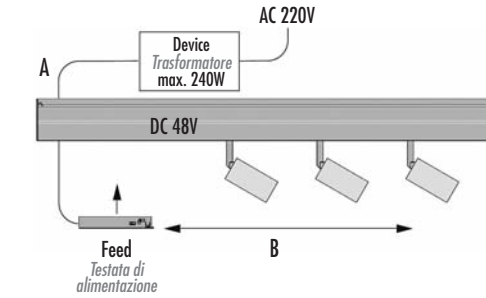


Option 3:
dimmable "Noise Free" WiFi: auto addressable solution
soluzione dimmerabile WiFi "Noise Free" tramite riconoscimento auto indirizzante



Drop voltage table - Tabella caduta di tensione

Device	(A)	5 mt.	10 mt.	20 mt.	30 mt.
100W	(B)	50 mt.	50 mt.	30 mt.	10 mt.
150W	(B)	20 mt.	15 mt.	5 mt.	—
240W	(B)	15 mt.	10 mt.	—	—

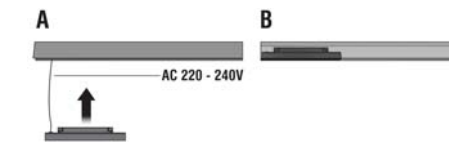


(A) Distance Device/Feed Unit
(A) Distanza dal trasformatore alla testata di alimentazione.
(B) Distance Feed Unit/Spot
(B) Distanza dalla testata di alimentazione all'ultimo articolo.

Technical characteristics of the devices for 48V Track - Caratteristiche tecniche dei dispositivi per binario 48V

Code	W	Size (mm)	CV	Connectable fixtures	Max distance	Cable section	Tech. Info
3KIT.048.100	100	199x63x36	48V	Max: 70W	See chart here above	2.5mm ²	100-305V 47-63Hz
3KIT.048.150	150	219x63x36	48V	Max: 105W	See chart here above	2.5mm ²	100-305V 47-63Hz
3KIT.048.245	240	244x71x38	48V	Max: 150W	See chart here above	2.5mm ²	100-305V 47-63Hz

Led warranty ONLY when used together with devices bought from Oty srl
I Led sono coperti da garanzia solo se utilizzati in abbinamento con i dispositivi acquistabili dalla Oty srl.



Technical characteristics of the device for 48V Track
Caratteristiche tecniche del dispositivo per binario 48V

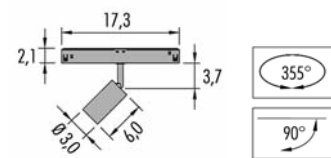

Code	W	Size (mm)	CV	Connectable fixtures
3KIT.048.060	60	242mm	48V	Max: 48W
Tech. Info	120-277V		47-63Hz	

WiFi device "Noise Free" to dim the light -
Dispositivo dimmerabile WiFi "Noise Free"

Code	Size (mm)
3KIT.607.DIM	80x40x25mm

It works by WiFi with smart phone, Google Assistant or Amazon Alexa. App on request.
Il dispositivo lavora in WiFi tramite smartphone, con Assistente Google o Alexa Amazon. App su richiesta.





IP20	MC-E=3	CE
48V	LED 3W	CR>95
3XG1.02	on/off	
3XG1.G2	dimmable	
Led color	Nominal lm	Beam spread
2 = 2700K	427	S = 24°
3 = 3000K	430	T = 10°

Attention, before ordering the item:


- 1- Choose the appropriate 48V devices (100-150-240W), paying attention to the drop voltage table;
- 2- If you need to dim the light, choose the two options:
 - a. by a Master DALI (item not supplied by Oty);
 - b. by our dimming device 3KIT.607.DIM.
- 3- All our items are "Noise Free" dimming if installed as explained on the "devices installation scheme".

Attenzione, prima di ordinare l'articolo:

- 1- scegliere il trasformatore 48V adeguato (100-150-240W) prestando attenzione alla tabella di caduta tensione;
- 2- per dimmerare la luce, scegliere una delle due opzioni:
 - a. tramite Master Dali (articolo non fornito da Oty srl);
 - b. tramite il nostro dispositivo 3KIT.607.DIM
- 3- Tutti i ns. articoli sono dimmerabili "Noise Free" se installati come da schema di cablaggio.



Option: Cross Anti-glare Ring
Anello anti abbagliamento a croce
1XG1.C30.02

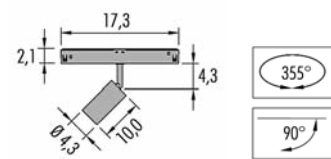



- Frame - Struttura
- 02 ● Black - Nero
 - 06 ● White - Bianco
 - CH ● Chrome - Cromo
 - GD ● Gold - Oro



Standard: X - Gun is supplied with Anti-glare Ring
X - Gun è fornito di anello anti abbagliamento

X - Gun 2 Ø 4,3



IP20	MC-E=3	CE
48V	LED 8W	CR>95
3XG2.03	on/off	
3XG2.G3	dimmable	
■ Led color	Nominal lm	▲ Beam spread
2 = 2700K	829	S = 24°
3 = 3000K	872	T = 8°

Attention, before ordering the item:

- 1- Choose the appropriate 48V devices (100-150-240W), paying attention to the drop voltage table;
- 2- If you need to dim the light, choose the two options:
 - a. by a Master DALI (item not supplied by Oty);
 - b. by our dimming device 3KIT.607.DIM.
- 3- All our items are "Noise Free" dimming if installed as explained on the "devices installation scheme".

Attenzione, prima di ordinare l'articolo:

- 1- scegliere il trasformatore 48V adeguato (100-150-240W) prestando attenzione alla tabella di caduta tensione;
- 2- per dimmerare la luce, scegliere una delle due opzioni:
 - a. tramite Master Dali (articolo non fornito da Oty srl);
 - b. tramite il nostro dispositivo 3KIT.607.DIM
- 3- Tutti i ns. articoli sono dimmerabili "Noise Free" se installati come da schema di cablaggio.



Option: Cross Anti-glare Ring
Anello anti abbagliamento a croce
1XG1.C43.02

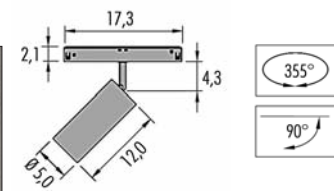


- Frame - Struttura
- 02 ● Black - Nero
 - 06 ● White - Bianco
 - CH ● Chrome - Cromo
 - GD ● Gold - Oro



Standard: X - Gun is supplied with Anti-glare Ring
X - Gun è fornito di anello anti abbagliamento

X-Gun 3 Ø 5,0



IP20	MC-E=3	CE
48V	LED 13W	CR>95
3XG3.03	on/off	
3XG3.G3	dimmable	
■ Led color	Nominal lm	▲ Beam spread
2 = 2700K	1300	M = 36°
3 = 3000K	1425	S = 24°

Attention, before ordering the item:

- 1- Choose the appropriate 48V devices (100-150-240W), paying attention to the drop voltage table;
- 2- If you need to dim the light, choose the two options:
 - a. by a Master DALI (item not supplied by Oty);
 - b. by our dimming device 3KIT.607.DIM.
- 3- All our items are "Noise Free" dimming if installed as explained on the "devices installation scheme".

Attenzione, prima di ordinare l'articolo:

- 1- scegliere il trasformatore 48V adeguato (100-150-240W) prestando attenzione alla tabella di caduta tensione;
- 2- per dimmerare la luce, scegliere una delle due opzioni:
 - a. tramite Master Dali (articolo non fornito da Oty srl);
 - b. tramite il nostro dispositivo 3KIT.607.DIM
- 3- Tutti i ns. articoli sono dimmerabili "Noise Free" se installati come da schema di cablaggio.



Option: Honeycomb - Frangiluce Ø 3,8 cm

1X07.H50.02



□ Frame - Struttura

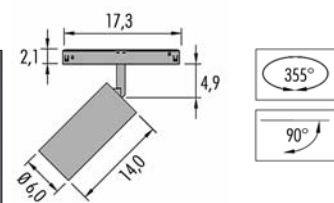

02 ● Black - Nero

06 ● White - Bianco



Standard: X-Gun is supplied with Anti-glare Ring
X-Gun è fornito di anello anti abbagliamento

X-Gun 4 Ø 6,0



IP20	MC-E=3	CE
48V	LED 23W	CR>95
3XG4.05	on/off	
3XG4.G5	dimmable	
■ Led color	Nominal lm	▲ Beam spread
2 = 2700K	2131	S = 24°
3 = 3000K	2241	T = 15°

Attention, before ordering the item:

- 1- Choose the appropriate 48V devices (100-150-240W), paying attention to the drop voltage table;
- 2- If you need to dim the light, choose the two options:
 - a. by a Master DALI (item not supplied by Oty);
 - b. by our dimming device 3KIT.607.DIM.
- 3- All our items are "Noise Free" dimming if installed as explained on the "devices installation scheme".

Attenzione, prima di ordinare l'articolo:

- 1- scegliere il trasformatore 48V adeguato (100-150-240W) prestando attenzione alla tabella di caduta tensione;
- 2- per dimmerare la luce, scegliere una delle due opzioni:
 - a. tramite Master Dali (articolo non fornito da Oty srl);
 - b. tramite il nostro dispositivo 3KIT.607.DIM
- 3- Tutti i ns. articoli sono dimmerabili "Noise Free" se installati come da schema di cablaggio.

Option: Honeycomb - Frangiluce
1XG4.H60.02 Ø 5,2 cm

Option: Barn Door - Frangiluce orientabile
1XG4.D60.02 Ø 6,0 cm

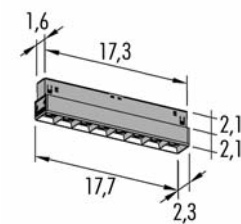


□ Frame - Struttura

02 ● Black - Nero

06 ● White - Bianco

Standard: X-Gun is supplied with Anti-glare Ring
 X-Gun è fornito di anello anti abbagliamento




UGR<19

Frame - Struttura

02 ● Black - Nero

X - Dark 1



IP20	MC-E=3	CE
48V	LED 8W	CRI>95
3XD1.02	on/off	
3XD1.G2	dimmable	
Led color	Nominal lm	Beam spread
2 = 2700K	720	M = 50°
3 = 3000K	772	T = 15°

X-Dark can be used as a single element, or for unlimited length compositions. Material: PMMA optical lens. Light distribution: symmetric.

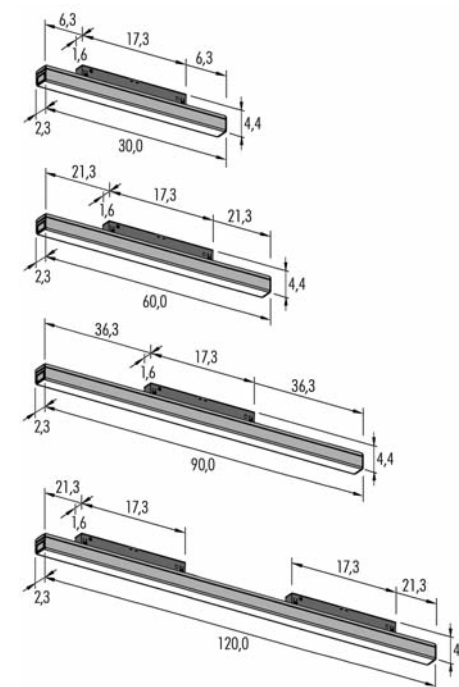
X-Dark può essere usato come elemento singolo, oppure per composizioni di varie lunghezze. L'ottica delle lenti è in PMMA (Polimetilmetacrilato). Distribuzione simmetrica della luce.

Attention, before ordering the item:

- 1- Choose the appropriate 48V devices (100-150-240W), paying attention to the drop voltage table;
- 2- If you need to dim the light, choose the two options:
 - a. by a Master DALI (item not supplied by Oty);
 - b. by our dimming device 3KIT.607.DIM.
- 3- All our items are "Noise Free" dimming if installed as explained on the "devices installation scheme".

Attenzione, prima di ordinare l'articolo:

- 1- scegliere il trasformatore 48V adeguato (100-150-240W) prestando attenzione alla tabella di caduta tensione;
- 2- per dimmerare la luce, scegliere una delle due opzioni:
 - a. tramite Master Dali (articolo non fornito da Oty srl);
 - b. tramite il nostro dispositivo 3KIT.607.DIM
- 3- Tutti i ns. articoli sono dimmerabili "Noise Free" se installati come da schema di cablaggio.



X-Line can be used as a single element, or for unlimited length compositions without any dark zone.
Material: PC optical cover. Light distribution: symmetric.

X-Line può essere usato come elemento singolo, o come modulo per composizioni di varie lunghezze senza alcuna zona d'ombra. Diffusore luce in PC (Policarbonato). Distribuzione simmetrica della luce.

X-Line 60, 90 and 120 cm, are the only measures that can be used to correctly illuminate the corners.

X-Line 60, 90 e 120 cm, sono le misure che devono essere usate per illuminare correttamente gli angoli.

X-Line 30cm

IP20	MC-E=3	CE	▽	⊕
48V	LED 5W	CRI>90		
3XL1.04 L.D1	on/off			
3XL1.G4 L.D1	dimmmable			
■ Led color	Nominal lm	▲ Beam spread		
2 = 2700K	460	120°		
3 = 3000K	500			

X-Line 60cm

IP20	MC-E=3	CE	▽	⊕
48V	LED 10W	CRI>90		
3XL2.04 L.D1	on/off			
3XL2.G4 L.D1	dimmmable			
■ Led color	Nominal lm	▲ Beam spread		
2 = 2700K	920	120°		
3 = 3000K	1000			

X-Line 90cm

IP20	MC-E=3	CE	▽	⊕
48V	LED 15W	CRI>90		
3XL3.04 L.D1	on/off			
3XL3.G4 L.D1	dimmmable			
■ Led color	Nominal lm	▲ Beam spread		
2 = 2700K	1380	120°		
3 = 3000K	1500			

X-Line 120cm

IP20	MC-E=3	CE	▽	⊕
48V	LED 20W	CRI>90		
3XL4.04 L.D1	on/off			
3XL4.G4 L.D1	dimmmable			
■ Led color	Nominal lm	▲ Beam spread		
2 = 2700K	1840	120°		
3 = 3000K	2000			

Attention, before ordering the item:

- 1- Choose the appropriate 48V devices (100-150-240W), paying attention to the drop voltage table;
- 2- If you need to dim the light, choose the two options:
 - a. by a Master DALI (item not supplied by Oty);
 - b. by our dimming device 3KIT.607.DIM.
- 3- All our items are "Noise Free" dimming if installed as explained on the "devices installation scheme".

Attenzione, prima di ordinare l'articolo:

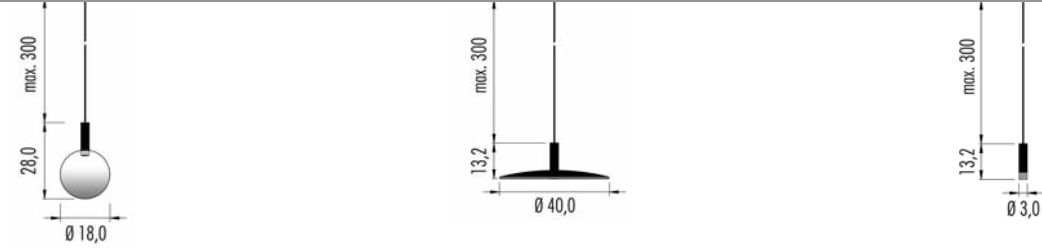
- 1- scegliere il trasformatore 48V adeguato (100-150-240W) prestando attenzione alla tabella di caduta tensione;
- 2- per dimmerare la luce, scegliere una delle due opzioni:
 - a. tramite Master Dali (articolo non fornito da Oty srl);
 - b. tramite il nostro dispositivo 3KIT.607.DIM
- 3- Tutti i ns. articoli sono dimmerabili "Noise Free" se installati come da schema di cablaggio.

*X - Rail 48V magnet track system
sistema a binario magnetico*

*Bijou
C'est Moi
Chapeau
C'est Toi
Petit
Chérie*



Black power supply cable. Cavo di alimentazione, nero.



IP40	©	Bijou	CE	▽	⊕
48V		6W			CRI>90
3BUX.02	■ S. □	on/off			
3BUX.G2	■ S. □	dimmable			
■ Led color	Nominal lm	Beam spread			
2 = 2700K	528	25°			
3 = 3000K	552				

□	Cylinder - Cilindro
02	● Black - Nero
06	○ White - Bianco
C1	● Copper Anodized - Rame anodizzato
S1	● Brass Anodized - Ottone anodizzato

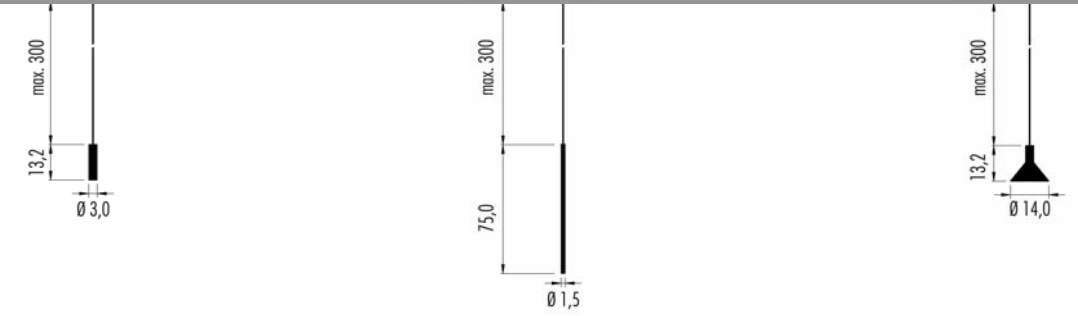
IP20	©	Chapeau	CE	▽	⊕
48V		6W			CRI>90
3CHX.02	■ S. □	on/off			
3CHX.G2	■ S. □	dimmable			
■ Led color	Nominal lm	Beam spread			
2 = 2700°K	528	20°			
3 = 3000°K	552				

□	Up Down
02	●● Black/Black - Nero/Nero
06	○○ White/White - Bianco/Bianco
CK	●● Copper Anodized/Black - Rame anodiz./Nero
CW	●○ Copper Anodized/White - Rame anodiz./Bianco
SK	●● Brass Anodized/Black - Ottone anodiz./Nero
SW	●○ Brass Anodized/White - Ottone anodiz./Bianco

IP20	©	C'est Toi	CE	▽	⊕
48V		6W			CRI>90
3CTX.02	■ S. □	on/off			
3CTX.G2	■ S. □	dimmable			
■ Led color	Nominal lm	Beam spread			
2 = 2700°K	528	20°			
3 = 3000°K	552				

□	Cylinder - Cilindro
02	● Black - Nero
06	○ White - Bianco
C1	● Copper Anodized - Rame anodizzato
S1	● Brass Anodized - Ottone anodizzato

Black power supply cable. Cavo di alimentazione, nero.



IP20	©	C'est Moi	CE	▽	⊕
48V		6W			CRI>90
3CMX.02	■ S. □	on/off			
3CMX.G2	■ S. □	dimmable			
■ Led color	Nominal lm	Beam spread			
2 = 2700°K	528	20°			
3 = 3000°K	552				

□	Diffuser color - Diffusore
02	● Black - Nero
06	○ White - Bianco

IP20	©	Petit	CE	▽	⊕
48V		2,3W			CRI>90
3PTX.02	■ L. □	on/off			
3PTX.G2	■ L. □	dimmable			
■ Led color	Nominal lm	Beam spread			
2 = 2700°K	237	60°			
3 = 3000°K	256				

□	Diffuser color - Diffusore
02	● Black - Nero
06	○ White - Bianco

IP20	©	Chérie	CE	▽	⊕
48V		6W			CRI>90
3CEX.02	■ S. □	on/off			
3CEX.G2	■ S. □	dimmable			
■ Led color	Nominal lm	Beam spread			
2 = 2700°K	528	20°			
3 = 3000°K	552				

□	Diffuser color - Diffusore
02	● Black - Nero
06	○ White - Bianco

Recessed trimless - *Incasso senza bordo*




1XR5.100.02	100cm	Black - Nero
1XR5.100.06	100cm	White - Bianco
1XR5.200.02	200cm	Black - Nero
1XR5.200.06	200cm	White - Bianco
1XR5.300.02	300cm	Black - Nero
1XR5.300.06	300cm	White - Bianco



1XR5.GAI.02 Black - Nero

Non electrified vertical internal corner - *Angolare interno verticale non elettrificato*



1XR5.GAE.02 Black - Nero

Non electrified vertical external corner - *Angolare esterno verticale non elettrificato*



1XR5.GAH.02 Black - Nero
1XR5.GAH.06 White - Bianco

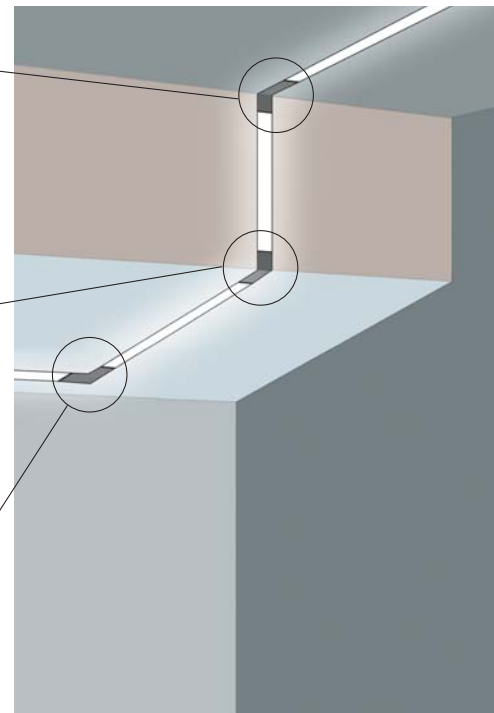
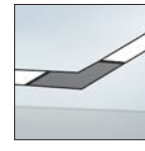
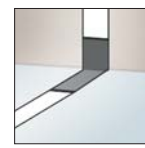
Non electrified horizontal corner. *Angolare orizzontale non elettrificato*



1XR5.GF1.02 Bracket - Staffa

3 Units to connect each linear track, or 6 units to connect two linear tracks to a singular angular (horizontal or vertical) connector.

Ordinare 3 staffe per unire due binari lineari. Ordinare 6 staffe per unire due binari lineari ad un profilo angolare (orizzontale o verticale).



1XR5.PT1.02 100cm

Plaster installation guard. Black color

Copertura in PVC per protezione del binario durante l'installazione su cartongesso. Colore nero

Surface | Pendant - *Plafone / Sospensione*

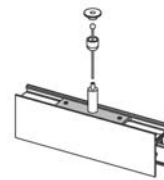


1XR2.100.02	100cm	Black - Nero
1XR2.100.06	100cm	White - Bianco
1XR2.200.02	200cm	Black - Nero
1XR2.200.06	200cm	White - Bianco
1XR2.300.02	300cm	Black - Nero
1XR2.300.06	300cm	White - Bianco



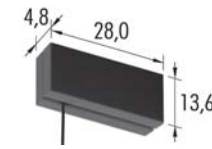
1XR2.GL1.01 150cm
1XR2.GL2.01 300cm
1XR2.GL3.01 500cm

Long bracket for pendant track with steel cable \varnothing 1,5 mm
Staffa per binario a sospensione con cavo in acciaio \varnothing 1,5mm



1XR2.GAH.02 Black - Nero
1XR2.GAH.06 White - Bianco

Non electrified corner for surface and pendant track
Angolare non elettrificato per binario a plafone e/o sospensione



Canopy - Rosone: On/Off 48V - 75W

3XR2.C01.02 Black - Nero
3XR2.C01.06 White - Bianco

Wire - Cavo elettrificato: 150cm

3XR2.C02.02 Black - Nero
3XR2.C02.06 White - Bianco

Wire - Cavo elettrificato: 300cm

3XR2.C03.02 Black - Nero
3XR2.C03.06 White - Bianco

Wire - Cavo elettrificato: 500cm



3XR2.C13.02 Black - Nero
3XR2.C13.06 White - Bianco

Canopy with no device on board. Black wire 300cm
Place the device in remote position.
Rosone senza trasformatore. 300cm di cavo nero elettrificato. Posizionare il trasformatore in remoto.

Accessories for Recessed, Surface and Pendant 48V track system

Accessori comuni per binario 48V nelle versioni: incasso senza bordo, plafone e sospensione



1XR.TC1.02 Black - Nero
1XR.TC1.06 White - Bianco

End cup for track - *Tappo chiusura binario*



1XR.TF1.02 Black - Nero
1XR.TF1.06 White - Bianco

End cup with hole - *Tappo con foro per chiusura binario*



1XR.CE3.02 300cm. Black - Nero
1XR.CE3.06 300cm. White - Bianco

Aesthetic track cover - *Chiusura estetica binario*



1XR.CUT

Cutting tool for track conductors - *Cesoia per ridurre i conduttori*



1XR.TE1.02 Black - Nero
1XR.TE1.06 White - Bianco

Short end - Feed - *Testata di alimetazione ridotta*



1XR.GEC.02 Black - Nero
1XR.GEC.06 White - Bianco

Electrified jointing connector - *Giunto passante elettrificato*



1XR.GEA.02 Black - Nero
1XR.GEA.06 White - Bianco

Adjustable electrified corner - *Giunto elettrificato flessibile*



1XR.GMC.02 Black - Nero

Non electrified jointing connector - *Giunto passante non elettrificato*

X-Running

Pendant light made of aluminum structure with upward and downward light emission.


Available in two versions:

- CUP, in sizes Ø60, Ø80 and Ø120cm, dimmable with central canopy Ø33cm.
- in sizes Ø60, Ø80, Ø120, Ø180 and Ø230cm, on/off or dimmable with micro canopy Ø7,5cm and transformer to be placed in a remote position.

Articolo a sospensione con struttura in alluminio ed emissione della luce superiore ed inferiore.

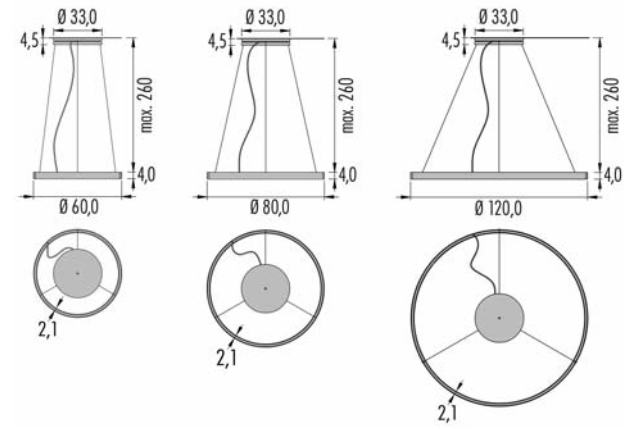
Disponibile in due versioni:

- CUP, nelle misure Ø60, Ø80 e Ø120cm, dimmerabile con rosone centrale Ø33cm.
- nelle misure Ø60, Ø80, Ø120, Ø180 e Ø230cm, on/off oppure dimmerabile con micro rosone Ø7,5cm e trasformatore da posizionare in remoto.



X-Running *CUP*

central external canopy - rosone esterno centrale



R06 Ø 60,0

IP40 ⓘ UGR<14 CE ▽ Ⓢ

24V 88W CRI>90

3RC06.4 ■ L. □ DALI - Push - 1...10V

Led color	Nominal lm	Beam spread
2 = 2700K	6552	44°
3 = 3000K	7280	

R12 Ø 120,0

IP40 ⓘ UGR<14 CE ▽ Ⓢ

24V 184W CRI>90

3RC12.4 ■ L. □ DALI - Push - 1...10V

Led color	Nominal lm	Beam spread
2 = 2700K	13752	44°
3 = 3000K	15280	

R08 Ø 80,0

IP40 ⓘ UGR<14 CE ▽ Ⓢ

24V 126W CRI>90

3RC08.4 ■ L. □ DALI - Push - 1...10V

Led color	Nominal lm	Beam spread
2 = 2700K	9432	44°
3 = 3000K	10480	

□ Ring - Anello Canopy - Rosone Wire - Cavo

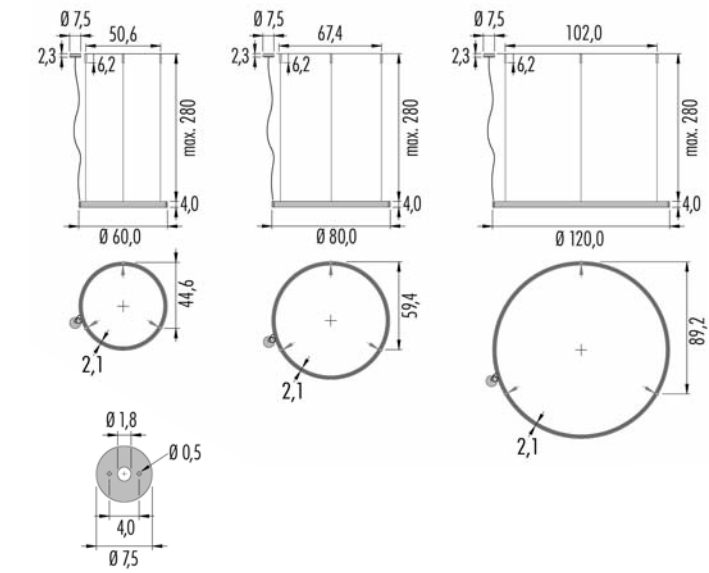
02 ● Black - Nero White - Bianco Black - Nero

06 ○ White - Bianco White - Bianco Black - Nero



X - Running

micro external canopy: gear in remote position - micro rosone esterno: trasformatore in remoto



R06 Ø 60,0

IP40 $\text{\textcircled{T}}$ UGR<14 CE ∇ $\text{\textcircled{D}}$ CRI>90

24V 88W

3R06.4 \blacksquare L. \square on/off

Led color	Nominal lm	Beam spread
2 = 2700K	6552	44°
3 = 3000K	7280	

R12 Ø 120,0

IP40 $\text{\textcircled{T}}$ UGR<14 CE ∇ $\text{\textcircled{D}}$ CRI>90

24V 184W

3R12.4 \blacksquare L. \square on/off

Led color	Nominal lm	Beam spread
2 = 2700K	13752	44°
3 = 3000K	15280	

R08 Ø 80,0

IP40 $\text{\textcircled{T}}$ UGR<14 CE ∇ $\text{\textcircled{D}}$ CRI>90

24V 126W

3R08.4 \blacksquare L. \square on/off

Led color	Nominal lm	Beam spread
2 = 2700K	9432	44°
3 = 3000K	10480	

3KIT.E24.DIM

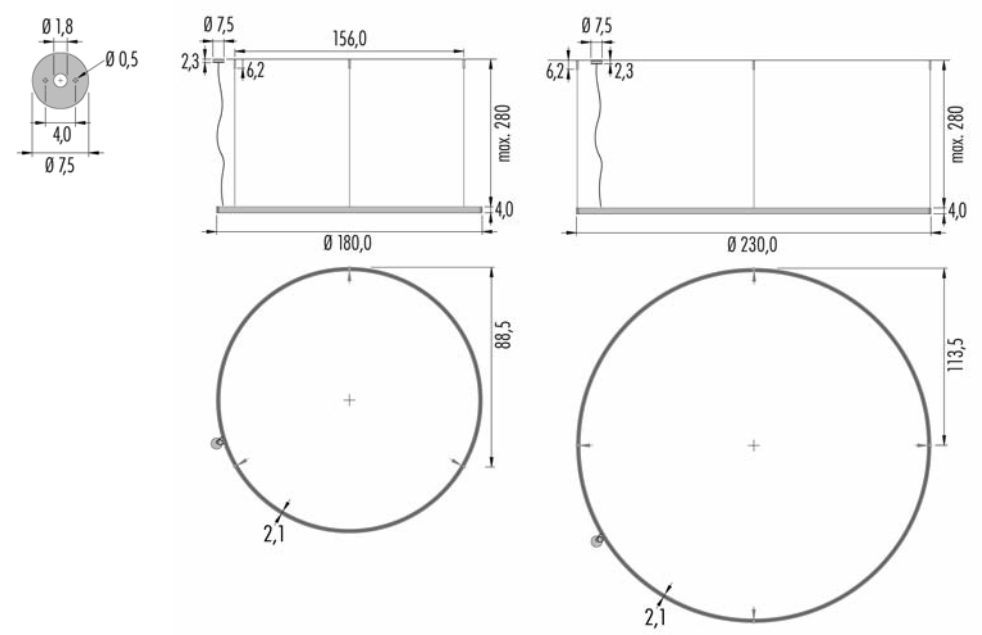
Dimmable option:
DALI - Push - 1...10V
Remote installation
Installazione remota

	Ring - Anello	Canopy - Rosone	Wire - Cavo
02 \bullet	Black - Nero	Black - Nero	Black - Nero
06 \circ	White - Bianco	White - Bianco	Black - Nero



X - Running

micro external canopy: gear in remote position - micro rosone esterno: trasformatore in remoto



R18 Ø 180,0

IP40	UGR<14	CE	▽	⊕
24V	270W	CRI>90		
3R18.4	L	on/off - 1...10V		
Led color	Nominal lm	Beam spread		
2 = 2700K	20232	44°		
3 = 3000K	22480			

R23 Ø 230,0

IP40	UGR<14	CE	▽	⊕
24V	347W	CRI>90		
3R23.4	L	on/off - 1...10V		
Led color	Nominal lm	Beam spread		
2 = 2700K	26028	44°		
3 = 3000K	28920			

□	Ring - Anello	Canopy - Rosone	Wire - Cavo
02	Black - Nero	Black - Nero	Black - Nero
06	White - Bianco	White - Bianco	Black - Nero

3KIT.D24.DIM

Dimmable option:
DALI - Push - 1...10V
Remote installation
Installazione remota

Vademecum

MC-E

MacAdams step:

é un parametro attraverso il quale si definisce il grado di decadimento del colore della luce di una sorgente led nel tempo. Lo step 3 rappresenta ad oggi il livello di decadimento più basso.

it is a parameter which defines the deterioration degree of the colour of the light coming from a led source during its life. Step 3 is nowadays the lower deterioration level.

es ist ein Parameter, der der Verschlechterungsgrad der Lichtfarbe eines Led Leuchtmittels während seines Lebens bestimmt. Step 3 ist heutzutage das niedrigste Verschlechterungsniveau.

Est un paramètre avec le quel on défini le degré de détérioration de la couleur de la lumière d'une source led dans le temps. Aujourd'hui le Step 3 est le niveau de détérioration le plus bas.

el es un parámetro que define el grado de deterioración del color de la luz de una fuente led en el tiempo. El step 3 representa hoy el nivel de deterioración más bajo.

CRI

Indice di resa cromatica di una sorgente luminosa, e misura di quanto naturali appaiano i colori degli oggetti da essa illuminati.

Colour Rendering Index of a light source and measure indicating how natural the colours of objects appear when enlightened from it.

Farbwiedergabeindex einer Lichtquelle und Maß, das, wie nach der Natur die Farben der Objekten sich herausstellen, wenn sie von dieser Lichtquelle beleuchtet sind, anzeigt.

Indice de rendu des couleurs d'une source lumineuse et mesure qui indique la pureté des couleurs des objets éclairés par cette source.

Indice de rendimiento lumínico de una fuente luminosa, y medida de lo natural del color de los objetos iluminados con dicha fuente.

lm

Il lumen è l'unità di misura del flusso luminoso di una sorgente luminosa. Lumen is the unit of the light flux of a light source.

Lumen ist ein Maß der Strahlengang einer Lichtquelle.

Le lumen est l'unité de mesure du flux d'éclairage d'une source lumineuse.

El lumen es la unidad de medida del flujo luminoso de una fuente luminosa.

lx

Il lux è l'unità di misura per l'illuminamento di un'area piana. Un lux è pari a un lumen fratto un metro quadrato.

Lux is the unit for the lighting of a flat area. One lux is equal to one lumen divided per one square meter.

Lux ist ein Maß für die Beleuchtung einer ebenen Oberfläche. Ein lux ist gleich ein lumen geteilt durch einen quadratischen Meter.

Le lux est l'unité de mesure pour l'illumination d'une zone plane. Un lux correspond à un lumen divisé par mètre carré.

El lux es la unidad de medida de iluminación de una superficie. Un lux es equivalente a un lumen por metro cuadrado.

⏚

Classe I: Le componenti elettriche accessibili sono collegate ad un conduttore di terra.

Class I: Only basic insulation, accessible conductors are earthed. Earthing compulsory.

Klasse I: Grundisolation leitenden; berührbare Metallteile sind mit Schutzerdung verbunden. Schtzerdung vorgeschriben.

Class I: Seulement isolation de base, les parties conductrices accessibles sont reliées à un conducteur terre. Mise à la terre obligatoire.

Clase I: Sólo aislamiento fundamental; además, las partes conductoras accesibles están conectados a un conductor de tierra. Puesta a tierra indispensable.

□

Classe II: Messa a terra esclusa, sostituita da cavi elettrici con un isolamento rinforzato.

Class II: basic insulation plus second insulation or both are replaced by reinforced insulation. Earthing excluded

Klasse II: Entweder zu der Grundisolierung kommt noch eine zweite Isolierung hinzu oder ist eine verstrebtten Isolierung vorgesehen.

Class II: Soit à l'isolation, soit ces deux dernières sont remplacées par une isolation renforcée.

Mise à la terre: excluse.

Clase II: Al aislamiento fundamental se añade un segundo aislamiento, o bien los dos aislamientos se reemplazan por un aislamiento reforzado.

⚡

Classe III: Alimentazione a bassa tensione, inferiore a 50V-50Hz. Messa a terra non prevista.

Class III: Low tension inferior to 50V-50Hz. No ground cable.

Klasse III: Niedervolt < 50V-50 HZ, ohne Erdung

Class III: Alimentation de sécurité à basse tension.

Ne doit en aucun cas être utilisée pour des tensions supérieures à 50V-50Hz. mise à la terre.

Clase III: Alimentación de baja tensión, inferior a 50V-50Hz. Toma de tierra no prevista.

⚠

Apparecchio con caratteristiche per il montaggio diretto su superfici normalmente infiammabili (EN 60 598/VDE 0711).

Device which can be mounted on flammable surfaces (EN 60 598/VDE 0711).

Aparato con características para el montaje directo sobre superficies normalmente inflamables (EN 60 598/VDE 0711).

CE

Prodotto conforme alle direttive europee.

Products complying with the Eur. Comm. rules.

Produkt gemaess den EU-Normen.

Producido conforme a las directivas europeas.

IP identification

IP0X

nessuna protezione
no protection
kein Schutz
Driver fourni
sin protégé
sin protección

IP1X

protezione contro corpi estranei ≥ 50mm
protection against solid objects ≥ 50mm
Schutz gegen Fremdkörpern ≥ 50mm
protection contre des corps étrangers ≥ 50mm
protegido contra objetos extraños ≥ 50mm

IP2X

protezione contro corpi estranei ≥ 12mm
protection against solid objects ≥ 12mm
Schutz gegen Fremdkörpern ≥ 12 mm
protection contre des corps étrangers ≥ 12mm
protegido contra objetos extraños ≥ 12mm

IP3X

protezione contro corpi estranei ≥ 2,5mm
protection against solid objects ≥ 2,5mm
Schutz gegen Fremdkörpern ≥ 2,5mm
protection contre des corps étrangers ≥ 2,5mm
protegido contra objetos extraños ≥ 2,5mm

IP4X

protezione contro corpi estranei ≥ 1mm
protection against solid objects ≥ 1mm
Schutz gegen Fremdkörpern ≥ 1mm
protection contre des corps étrangers ≥ 1mm
protegido contra objetos extraños ≥ 1mm

IP5X

protezione da polvere
dust-protected
Staubgeschützt
protection contre la poussière
aparato protegido contra el polvo

IP6X

stagno alla polvere
dust-proof
Staubdicht
hermétique à la poussière
aparato totalmente protegido contra el polvo

IPX0

nessuna protezione
no protection
kein Schutz
non protégé
sin protección

IPX1

protezione contro caduta acqua verticale
protected against water drops falling vertically
Schutz gegen Wassertropfen, die senkrecht herabfallen
protégé contre les gouttes d'eau tombant verticalement
protegido contra la caída de gotas de agua

IPX2

protezione contro caduta di gocce oblique a 15°
protected against water drops max inclination 15°
Schutz gegen Wassertropfen, die senkrecht herabfallen Neigung 15°
protégé contre les gouttes d'eau à inclinaison maximale de max 15°
protegido contra la caída de gotas de agua con inclinación max 15°

IPX3

protezione contro caduta di gocce oblique a 60°
protected against water drops max inclination 60°
Schutz gegen Wassertropfen, die senkrecht herabfallen Neigung 60°
protégé contre les gouttes d'eau à inclinaison de max 60°
protegido contra la caída de gotas de agua con inclinación max 60°

IPX4

protezione contro spruzzi d'acqua
protected against sprinkling water
Spritzwassergeschützt
protégé contre les éclaboussures
aparato protegido contralas salpicaduras

IPX5

protezione contro getti d'acqua
protected against water jets
Wasserstrahlgeschützt
protégé contre les gouttes d'eau
aparato totalmente protegido contra los chorros de agua

IPX6

protezione contro inondazioni
Potected against flooding
Überschwemmunggeschützt
rotected against flooding
aparato totalmente protegido contra

IPX7

protezione per immersione temporanea
protected against brief immersions
gegen kurzen Tauchen geschützt
hermétique à la immersion
aparato totalmente protegido contra la sumersión

IPX8

protezione per immersione costante
protected against long immersion
Tauchengeschützt
protégé pour des immersions prolongées
aparato totalmente protegido contra la larga imersión



CREDITS

Graphic Concept	Claudio Malvestio
Images.....	Mattia Coscione/Franco dell'Anno
Printing	Grafiche Gemma
Copyright	OTY s.r.l.
Printed in Italy	June - 2022

OTY SI RISERVA IL DIRITTO DI APPORTARE AL PROPRI MODELLI, SENZ'ALCUN PREAVVISO, QUALSIASI MODIFICA RITENESSE OPPORTUNA. TUTTI I MODELLI SONO DEPOSITATI.

OTY RESERVES THE RIGHT TO INTRODUCE ANY CHANGES TO ITS OWN MODELS, WITHOUT NOTICE IN ADVANCE. ALL MODELS HAVE BEEN DULY REGISTERED.

OTY BEHALT SICH DAS RECHT VOR ÄNDERUNGEN VORZUNEHMEN, OHNE SOFORTIGE BENCHRICHTIGUNG. ALLE MODELLE SIND EINGETRAGEN.

OTY SE RÉSERVE LE DROIT D'APPORTER UNE QUELCONQUE MODIFICATION À LES MODÈLES SANS PRÉAVIS. TOUTS NOUS MODÈLES SONT DÉPOSÉS.

OTY SE RESERVA EL DERECHO DE REALIZAR CUALQUIER MODIFICACIÓN SOBRE SUS MODELOS SIN PREVIO AVISO. TODOS LOS MODELOS HAN SIDO DEPOSITADOS.

Oty s.r.l.

via Spangaro 8/a
30030 Peseggia di Scorzé
(Venezia) Italy

www.otylight.com

e-mail: info@otylight.com

t. +39 (0)41 5830499

f. +39 (0)41 5830520

